

# iShares®

**iShares Trust  
Supplement dated February 24, 2026  
to the currently effective Summary Prospectus and Prospectus  
for the following listed Funds  
(each, a “Fund” and collectively, the “Funds”)**

## The Funds

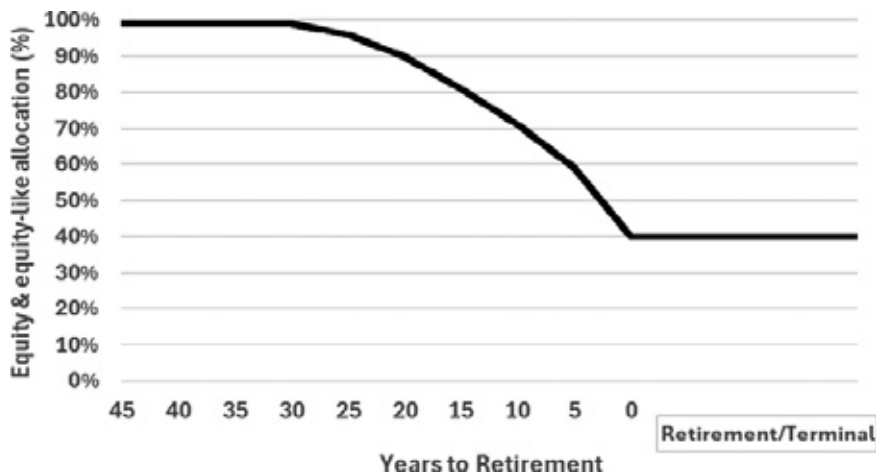
iShares LifePath Target Date 2030 ETF (ITDB)  
iShares LifePath Target Date 2035 ETF (ITDC)  
iShares LifePath Target Date 2040 ETF (ITDD)  
iShares LifePath Target Date 2045 ETF (ITDE)  
iShares LifePath Target Date 2050 ETF (ITDF)

iShares LifePath Target Date 2055 ETF (ITDG)  
iShares LifePath Target Date 2060 ETF (ITDH)  
iShares LifePath Target Date 2065 ETF (ITDI)  
iShares LifePath Target Date 2070 ETF (ITDJ)

Effective on or about June 1, 2026, certain Funds will begin to implement a revised target asset allocation that will incorporate a higher equity allocation to applicable underlying funds, beginning thirty years prior to the target retirement date. Within the updated glidepath, equity exposure will be increased (relative to current equity exposure) beginning 30 years before retirement by up to approximately 6%, depending on the vintage of the Fund. The equity exposure at retirement remains unchanged.

Accordingly, following the above target asset allocation changes, the glide path chart and target allocation table in the section of each Fund’s Summary Prospectus and Prospectus entitled “Principal Investment Strategies” are deleted in their entirety and replaced with the following:

The following chart illustrates the glide path — the target allocation among asset classes as the LifePath ETFs approach their target dates:



The following table lists the target allocation by years until retirement:

<b>Years Until Retirement</b>	<b>Equity Funds (Includes REITs)</b>	<b>Fixed-Income</b>
45	99%	1%
40	99%	1%
35	99%	1%
30	99%	1%
25	96%	4%
20	90%	10%
15	81%	19%
10	71%	29%
5	59%	41%
0	40%	60%

If you have any questions, please call 1-800-iShares (1-800-474-2737).

# Summary Prospectus

- iShares LifePath Target Date 2060 ETF | ITDH | NYSE Arca

*Before you invest, you may want to review the Fund's prospectus, which contains more information about the Fund and its risks. You can find the Fund's prospectus (including amendments and supplements) and other information about the Fund, including the Fund's statement of additional information and shareholder reports, online at <https://www.blackrock.com/prospectus>. You can also get this information at no cost by calling 1-800-iShares (1-800-474-2737) or by sending an e-mail request to [iSharesETFs@blackrock.com](mailto:iSharesETFs@blackrock.com), or from your financial professional. The Fund's prospectus and statement of additional information, both dated November 28, 2025, as amended and supplemented from time to time, are incorporated by reference into (legally made a part of) this Summary Prospectus. Information on the Fund's net asset value, market price, premiums and discounts, and bid-ask spreads can be found at <https://www.iShares.com>.*

The Securities and Exchange Commission has not approved or disapproved these securities or passed upon the adequacy of this prospectus. Any representation to the contrary is a criminal offense.

# iShares LifePath Target Date 2060 ETF

Ticker: ITDH

Stock Exchange: NYSE Arca

## Investment Objective

The iShares LifePath Target Date 2060 ETF (the “2060 Fund” or the “Fund”) seeks to provide retirement outcomes through exposure to a broad portfolio of ETFs which adjusts its allocation as it approaches its target date.

## Fees and Expenses

The following table describes the fees and expenses that you will incur if you buy, hold and sell shares of the Fund. Amounts in the table are rounded to the nearest basis point, which in some cases may be “0.00.” The investment advisory agreement between iShares Trust (the “Trust”) and BlackRock Fund Advisors (“BFA”) (the “Investment Advisory Agreement”) provides that BFA will pay all operating expenses of the Fund, except: (i) the management fees, (ii) interest expenses, (iii) taxes, (iv) expenses incurred with respect to the acquisition and disposition of portfolio securities and the execution of portfolio transactions, including brokerage commissions, (v) distribution fees or expenses, and (vi) litigation expenses and any extraordinary expenses. The Fund may incur “Acquired Fund Fees and Expenses.” Acquired Fund Fees and Expenses reflect the Fund’s pro rata share of the fees and expenses incurred indirectly by the Fund as a result of investing in other investment companies. The impact of Acquired Fund Fees and Expenses is included in the Fund’s total return but is not included in the Fund’s ratio of expenses to average net assets. Both figures are shown in the Financial Highlights section of the Fund’s prospectus (the “Prospectus”).

**You may pay other fees, such as brokerage commissions and other fees to financial intermediaries, which are not reflected in the tables and examples below.**

**Annual Fund Operating Expenses**  
(ongoing expenses that you pay each year as a percentage of the value of your investments)<sup>1</sup>

<u>Management Fees</u>	<u>Distribution and Service (12b-1) Fees</u>	<u>Other Expenses</u>	<u>Acquired Fund Fees and Expenses</u>	<u>Total Annual Fund Operating Expenses</u>
0.00%	None	0.00%	0.12%	0.12%

<sup>1</sup> Operating expenses paid by BFA under the Investment Advisory Agreement exclude Acquired Fund Fees and Expenses, if any.

**Example.** This Example is intended to help you compare the cost of owning shares of the Fund with the cost of investing in other funds. The Example assumes that you invest \$10,000 in the Fund for the time periods indicated and then sell all of your shares at the end of those periods. The Example also assumes that your investment has a 5% return each year and that the Fund’s operating expenses remain the same. Although your actual costs may be higher or lower, based on these assumptions, your costs would be:

<u>1 Year</u>	<u>3 Years</u>	<u>5 Years</u>	<u>10 Years</u>
\$12	\$39	\$68	\$154

**Portfolio Turnover.** The Fund and the iShares funds in which the Fund invests (each, an “Underlying Fund” and collectively, the “Underlying Funds”) may pay transaction costs, such as commissions, when they buy and sell securities (or “turn over” their portfolio). A higher portfolio turnover rate for the Fund or Underlying Funds may indicate higher transaction costs and may cause the Fund or Underlying Funds to incur increased expenses. These costs, which are not reflected in the Annual Fund Operating Expenses or in the Example (except costs to Underlying Funds included as part of Acquired Fund Fees and Expenses), affect the Fund’s performance.

During the most recent fiscal year, the Fund’s portfolio turnover rate was 12% of the average value of its portfolio.

## Principal Investment Strategies

The 2060 Fund allocates and reallocates its assets among a combination of Underlying Funds in proportions based on its own investment strategy.

The 2060 Fund is an exchange-traded fund (“ETF”) and does not seek to replicate the performance of a specified index and may have a higher degree of portfolio turnover than such index funds.

The 2060 Fund is one of a group of funds referred to as the “LifePath ETFs,” each of which seeks to provide for retirement outcomes based on quantitatively measured risk that investors on average may be willing to accept given a particular time horizon.

BFA employs a multi-dimensional approach to assess risk for the 2060 Fund and to determine its allocation across asset classes. As part of this multi-dimensional approach, BFA aims to quantify risk using proprietary risk measurement tools that, among other

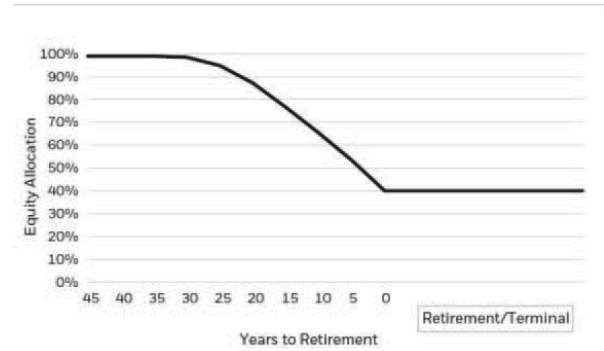
things, analyze historical and forward-looking securities market data, including risk, asset class correlations, and expected returns. Under normal circumstances, the 2060 Fund intends to invest primarily in affiliated ETFs.

The 2060 Fund will invest, under normal circumstances, at least 80% of its assets in securities or other financial instruments that are components of or have economic characteristics similar to the securities included in its custom model benchmark, the 2060 Target Date Custom Benchmark. BFA will not publish its custom benchmark but will apply a proprietary model to monitor performance of the 2060 Fund. The 2060 Fund is designed for investors expecting to retire or to begin withdrawing assets around the year 2060. As of July 31, 2025, the 2060 Fund holds approximately 95.72% of its assets in Underlying Funds that seek to track particular underlying indexes of equity securities, approximately 0.95% of its assets in Underlying Funds that seek to track particular fixed-income indexes and the remainder of its assets in Underlying Funds that invest primarily in money market instruments.

As of July 31, 2025, the Fund invests in the iShares 10+ Year Investment Grade Corporate Bond ETF, iShares Core MSCI Emerging Markets ETF, iShares Core MSCI International Developed Markets ETF, iShares Core U.S. REIT ETF, iShares Russell 1000 ETF, iShares Russell 2000 ETF and BlackRock Cash Funds. Factors such as fund classifications, historical risk and performance, and the relationship to other Underlying Funds in the Fund are considered when selecting Underlying Funds. The specific Underlying Funds selected for the Fund are determined at BFA's discretion and may change as deemed appropriate to allow the Fund to meet its investment objective. See the "Information About the Underlying Funds" section of the prospectus for a list of the Underlying Funds, their classification into equity, fixed-income or money market funds and a brief description of their investment objectives and primary investment strategies.

Under normal circumstances, the Fund's asset allocation will change over time according to a predetermined "glide path" as the Fund approaches its target date. The glide path below represents the shifting of asset classes over time. As the glide path shows, as time elapses prior to retirement, the Fund's asset allocations become more conservative. This reflects the need for reduced investment risk as retirement approaches and the need for lower volatility of the Fund, which for certain investors may be a primary source of income after retirement. During the year prior to the Fund's maturity date, its allocation of assets is expected to be similar to that of the Retirement Fund. Further, as retirement approaches, such Fund and the Retirement Fund is expected to, subject to approval by the Trust's Board of Trustees (the "Board"), merge into a single fund.

The following chart illustrates the glide path – the target allocation among asset classes as the LifePath ETFs approach their target dates:



The following table lists the target allocation by years until retirement:

Years to Retirement	Equity Allocation (including REITs)	Fixed-Income Allocation
45	99%	1%
40	99%	1%
35	99%	1%
30	98%	2%
25	95%	5%
20	87%	13%
15	77%	23%
10	65%	35%
5	53%	47%
0	40%	60%

The asset allocation targets are established by the Fund's portfolio managers. The investment team, including the portfolio managers, meets regularly to assess market conditions, review the asset allocation targets of the Fund, and determine whether any changes are required to enable the Fund to achieve its investment objective.

Although the asset allocation targets listed for the glide path are general, long-term targets, BFA may periodically adjust the proportion of equity and fixed-income Underlying Funds in the Fund, based on an assessment of the current market conditions, the potential contribution of each asset class to the expected risk and return characteristics of the Fund, reallocations of the Fund's composition to reflect intra-year movement along the glide path and other factors. In general, such adjustments will be limited; however, BFA may determine that a greater degree of variation is warranted to protect the Fund or achieve its investment objective.

BFA's second step in the structuring of the Fund is the selection of the Underlying Funds. Factors such as fund classifications, historical risk and performance, and the relationship to other Underlying Funds in the Fund are considered when selecting Underlying Funds. The specific Underlying Funds selected for the Fund are determined at BFA's discretion and may change as deemed appropriate to allow the Fund to meet its investment objective. See the "Information About the Underlying Funds"

section of the prospectus for a list of the Underlying Funds, their classification into equity, fixed-income or money market funds and a brief description of their investment objectives and primary investment strategies.

Within the prescribed percentage allocations to equity and fixed-income index funds, BFA seeks to diversify the Fund. The allocation to Underlying Funds that track equity indexes may be further diversified by style (including both value and growth), market capitalization (including emerging growth, large-, mid-, and small-capitalization), region (*i.e.*, U.S., and international, including emerging markets) or other attributes. The allocation to Underlying Funds that track fixed-income indexes may be further diversified by sector (including government, corporate, U.S. agency MBS or debentures, CMBS, and other sectors), duration (a measurement of interest rate risk), credit quality (including investment grade bonds and high yield bonds), geographic location (including U.S. and non-U.S. securities, including bonds of emerging market issuers), currency (U.S. dollar-denominated or local currency bonds) or other attributes. Though BFA seeks to diversify the Fund, certain Underlying Funds may concentrate their investments in specific sectors or geographic regions or countries. The percentage allocation to the various styles of equity and fixed-income Underlying Funds is determined at the discretion of the investment team and can be changed to reflect the current market environment.

Certain Underlying Funds may invest in real estate investment trusts (“REITs”), foreign securities, emerging market securities, high yield bonds and derivative securities or instruments, such as options and futures, the value of which is derived from another security, a currency or commodity, an interest rate or an index, when seeking to match the performance of a particular market index. The Fund and certain Underlying Funds may also lend securities with a value up to one-third of their respective total assets to financial institutions that provide cash or securities issued or guaranteed by the U.S. Government as collateral.

## Summary of Principal Risks

As with any investment, you could lose all or part of your investment in the Fund, and the Fund’s performance could trail that of other investments. The Fund is subject to certain risks, including the principal risks noted below (either directly or through its investments in the Underlying Funds), any of which may adversely affect the Fund’s net asset value per share (“NAV”), trading price, yield, total return and ability to meet its investment objective. Certain key risks are prioritized below (with others following in alphabetical order), but the relative significance of any risk is difficult to predict and may change over time. You should review each risk factor carefully.

**Equity Securities Risk.** Equity securities are subject to changes in value, and their values may be more volatile than those of other asset classes. The value of a security may decline for a number of reasons that may directly relate to the issuer as well as due to general industry or market conditions. Common stock is subordinated to preferred securities and debt in a company’s capital structure. Common stock has the lowest priority, and the greatest risk, with respect to dividends and any liquidation payments in the event of an issuer’s bankruptcy.

**Allocation Risk.** The Fund’s ability to achieve its investment objective depends, in part, on BFA’s ability to develop a model that accurately assesses the appropriate asset class allocation for the Fund and selects the best mix of Underlying Funds and other assets. There is no guarantee that these allocation techniques and decisions will produce the desired results for the Fund. There is a risk that the evaluations and assumptions about asset classes or Underlying Funds, which are used as inputs in the model, may be incorrect. This could cause the Fund to be invested, under-invested or not invested in one or more asset classes or Underlying Funds at an inopportune time, which could adversely affect the Fund’s performance.

**Investment in Underlying Fund Risk.** The Fund invests in the Underlying Funds, so the Fund’s investment performance and risks are likely to be directly related to those of the Underlying Funds. The Fund’s NAV will change with changes in the value of the Underlying Funds and other assets that the Fund holds. The shares of an Underlying Fund may trade at a premium or discount to the Underlying Fund’s NAV. Investors in the Fund will indirectly bear the expenses charged by the Underlying Funds, and an investment in the Fund may entail more expenses than a direct investment in the Underlying Funds.

**Affiliated Fund Risk.** In managing the Fund, BFA has the ability to select Underlying Funds and substitute Underlying Funds with other exchange-traded funds (“ETFs”) that it believes will achieve the Fund’s investment objective. BFA may be subject to conflicts of interest in selecting Underlying Funds and substituting Underlying Funds with other ETFs because the fees paid to BFA by some Underlying Funds and other ETFs managed by BFA may be higher than the fees paid by other Underlying Funds. Additionally, an Underlying Fund may benefit from being selected in terms of enhanced liquidity and accumulation of assets. If an Underlying Fund or other ETF holds interests in an affiliated fund in excess of a certain amount, the Fund may be prohibited from purchasing shares of that Underlying Fund or other ETF.

**Retirement Income Risk.** The 2060 Fund does not provide a guarantee that sufficient capital appreciation will be achieved to provide adequate income at and through retirement. The 2060 Fund also does not ensure that you will have assets in your account sufficient to cover your retirement expenses; this will depend on the amount of money you have invested in the 2060 Fund, the length of time you have held your investment, the returns of the markets over time, the amount you spend in retirement, and your other assets and income sources.

**Selection Risk.** Selection risk is the risk that the securities selected by the 2060 Fund management will underperform the markets, the relevant indices or the securities selected by other funds with similar investment objectives and investment strategies. This means you may lose money.

**Market Risk.** The Fund could lose money over short periods due to short-term market movements and over longer periods during more prolonged market downturns. Local, regional or global events such as war, acts of terrorism, pandemics or other public health issues, recessions, the prospect or occurrence of a sovereign default or other financial crisis, or other events could have a significant impact on the Fund and its investments and could result in increased premiums or discounts to the Fund’s NAV.

**Asset Class Risk.** The securities and other assets in the Fund's portfolio may underperform in comparison to financial markets generally, a particular financial market, an index, or other asset classes.

**Assets Under Management (AUM) Risk.** From time to time, an Authorized Participant (as defined below in *Authorized Participant Concentration Risk*), a third-party investor, the Fund's adviser, an affiliate of the Fund's adviser, or another fund may invest in the Fund and hold its investment for a specific period of time to allow the Fund to achieve size or scale. There can be no assurance that any such entity would not redeem its investment or that the size of the Fund would be maintained at such levels, which could negatively impact the Fund.

**Authorized Participant Concentration Risk.** An "Authorized Participant" is a member or participant of a clearing agency registered with the SEC, which has a written agreement with the Fund or one of its service providers that allows the Authorized Participant to place orders for the purchase and redemption of creation units ("Creation Units"). Only an Authorized Participant may engage in creation or redemption transactions directly with the Fund. There are a limited number of institutions that may act as Authorized Participants for the Fund, including on an agency basis on behalf of other market participants. No Authorized Participant is obligated to engage in creation or redemption transactions. To the extent that Authorized Participants exit the business or do not place creation or redemption orders for the Fund and no other Authorized Participant places orders, Fund shares are more likely to trade at a premium or discount to NAV and possibly face trading halts or delisting.

**Call Risk.** During periods of falling interest rates, an issuer of a callable bond held by the Fund or an Underlying Fund may "call" or repay the security before its stated maturity, and the Fund or an Underlying Fund may have to reinvest the proceeds in securities with lower yields, which would result in a decline in the Fund's income, or in securities with greater risks or with other less favorable features.

**Concentration Risk.** The Fund may be susceptible to an increased risk of loss, including losses due to adverse events that affect the Fund's investments more than the market as a whole, to the extent that the Fund's investments are concentrated in the securities or other assets of one or more issuers, countries or other geographic units, markets, industries, project types, or asset classes.

**Consumer Goods and Services Companies Risk.** Consumer goods and services companies face risks related to changes in consumer preferences and disposable income, commodity prices, government regulation, supply chain disruptions, damage to brand or reputation, economic slowdown and labor shortages, among other things.

**Currency Risk.** Because the Fund's NAV is determined in U.S. dollars, the NAV could decline if the currency of a non-U.S. market in which the Fund invests depreciates against the U.S. dollar or if there are delays or limits on the repatriation of foreign currency. Currency exchange rates can be very volatile and can change quickly and unpredictably. As a result, the Fund's NAV may change quickly and without warning. In addition, the Fund may

incur costs in connection with conversions between U.S. dollars and foreign currencies.

**Financial Companies Risk.** Financial services companies are subject to extensive governmental regulation and intervention, which may adversely affect their profitability, the scope of their activities, the prices they can charge, the amount of capital and liquid assets they must maintain and their size, among other things. Financial services companies also may be significantly affected by, among other things, interest rates, economic conditions, volatility in financial markets, credit rating downgrades, adverse public perception, exposure concentration and counterparty risk.

**Income Risk.** The Fund's income may decline due to falling interest rates or other factors. This can occur because the Fund may be required to invest in lower-yielding bonds when a bond in the Fund's portfolio matures, is near maturity, is called or is prepaid or when the Fund otherwise needs to purchase additional bonds.

**Interest Rate Risk.** Interest rate risk refers to the risk of fluctuations in the value of a fixed-income security due to changes in the general level of interest rates. Interest rate changes can be sudden and unpredictable and are influenced by a number of factors, including government policy, monetary policy, inflation expectations, perceptions of risk, and supply and demand for fixed-income securities. An increase in interest rates generally will cause the value of fixed-income securities to decline. Securities with longer maturities generally are more sensitive to interest rate changes and subject to greater fluctuations in value. Changes in interest rates may have unpredictable effects on fixed-income markets and result in heightened volatility and lower liquidity for certain instruments, which may adversely affect a Fund's performance. During periods of very low or negative interest rates, a Fund may be unable to maintain positive returns or pay dividends to shareholders.

**Issuer Risk.** The performance of the Fund depends on the performance of individual securities or other assets to which the Fund has exposure. The value of securities or other assets may decline, or perform differently from the market as a whole, due to changes in the financial condition or credit rating of the issuer or counterparty.

**Large-Capitalization Companies Risk.** Large-capitalization companies may be less able than smaller-capitalization companies to adapt to changing market conditions and competitive challenges. Large-capitalization companies may be more mature and subject to more limited growth potential compared with smaller-capitalization companies. The performance of large-capitalization companies could trail the overall performance of the broader securities markets.

**Management Risk.** The Fund is subject to management risk, which is the risk that the investment process, techniques, models and/or risk analyses applied by BFA will not produce the desired results. The securities or other assets selected by BFA may result in returns that are inconsistent with the Fund's investment objective, and the Fund may underperform the market or any relevant benchmark. In addition, legislative, regulatory, or tax developments may affect the investment techniques available to

BFA in connection with managing the Fund and may adversely affect the ability of the Fund to achieve its investment objective.

**Market Trading Risk.** The Fund faces numerous market trading risks, including the potential lack of an active market for Fund shares (including through a trading halt), losses from trading in secondary markets, periods of high volatility, and disruptions in the process of creating and redeeming Fund shares. Any of these factors, among others, may lead to the Fund's shares trading in the secondary market at a premium or discount to NAV or to the intraday value of the Fund's portfolio holdings. If you buy Fund shares at a time when the market price is at a premium to NAV or sell Fund shares at a time when the market price is at a discount to NAV, you may pay significantly more or receive significantly less than the underlying value of the Fund shares.

**National Closed Market Trading Risk.** To the extent that securities or other assets held by the Fund trade on foreign exchanges or in foreign markets that may be closed when the securities exchange on which the Fund's shares trade is open, there are likely to be deviations between such asset's current price and its last quoted price (*i.e.*, the quote from the closed foreign market to the Fund). The impact of a closed foreign market on the Fund is likely to be greater where a large portion of the Fund's holdings trade on a closed foreign market or when a foreign market is closed for unscheduled reasons. These deviations could result in premiums or discounts to the Fund's NAV that may be greater than those experienced by other funds.

**Non-U.S. Securities Risk.** Securities issued by non-U.S. issuers (including depositary receipts) are subject to different legal, regulatory, political, economic, and market risks than securities issued by U.S. issuers. These risks include greater market volatility, less market liquidity, higher transaction costs, expropriation, confiscatory taxation, adverse changes in foreign investment or currency control regulations, restrictions on the repatriation of capital, and political instability. Non-U.S. issuers may be subject to different accounting, audit and financial reporting standards than U.S. issuers, and there may be less publicly available information about non-U.S. issuers. Foreign market trading hours, different clearing and settlement procedures, and holiday schedules may limit the Fund's ability to engage in portfolio transactions. To the extent that investments are made in a limited number of countries, events in those countries will have a more significant impact on the Fund. The Fund is specifically exposed to **Asian Economic Risk, European Economic Risk and North American Economic Risk.**

**Operational and Technology Risks.** The Fund is directly and indirectly susceptible to operational and technology risks, including those related to human errors, processing errors, communication errors, systems failures, cybersecurity incidents, and the use of artificial intelligence and machine learning ("AI"), which may result in losses for the Fund and its shareholders or may impair the Fund's operations. While the Fund's service providers are required to have appropriate operational, information security and cybersecurity risk management policies and procedures, their methods of risk management may differ from those of the Fund. Operational and technology risks for the issuers in which the Fund invests could also result in material adverse consequences for such issuers and may cause the Fund's investments in such issuers to lose value.

**Risk of Investing in China.** Investments in Chinese securities, including certain Hong Kong-listed and U.S.-listed securities, are subject to risks specific to China. China may be subject to considerable degrees of economic, political and social instability. Despite economic and market reforms in recent decades, the Chinese government's control over certain sectors and enterprises and significant regulation of investment and industry are still pervasive. Chinese companies are subject to the risk that Chinese authorities can intervene in their operations and structure. Chinese markets generally continue to experience inefficiency, a lack of publicly available information and/or political and social instability and may be subject to volatility and pricing anomalies resulting from governmental influence. Internal social unrest or confrontations with other countries, including military conflicts in response to such events, may disrupt China's economy and markets and result in a greater risk of currency fluctuations, currency non-convertibility, interest rate fluctuations and higher inflation.

China has experienced security concerns, such as terrorism and strained international relations. Additionally, China is alleged to have participated in state-sponsored cyberattacks against foreign companies and foreign governments. Actual and threatened responses to such activity and strained international relations, including purchasing restrictions, sanctions, export controls, tariffs or cyberattacks on the Chinese government or Chinese companies, may impact China's economy and Chinese issuers in which the Fund invests. Incidents involving China's or the region's security may adversely affect the Chinese economy and markets and the Fund's investments.

The Chinese economy is highly reliant on trade. A reduction in spending on Chinese products and services, supply chain diversification, the institution of additional tariffs or other trade barriers (including as a result of heightened trade tensions or a trade war between China and the U.S. or in response to actual or alleged Chinese cyber activity) or a downturn in any of the economies of China's key trading partners may have an adverse impact on the Chinese economy.

Chinese companies, including those listed on U.S. exchanges, are not subject to the same degree of regulatory requirements, accounting standards or auditor oversight as companies in more developed countries. As a result, information about the Chinese securities in which the Fund invests may be less reliable or complete. Chinese companies with securities listed on U.S. exchanges may be delisted if they do not meet U.S. accounting standards and auditor oversight requirements, or for other reasons, which would significantly decrease the liquidity and value of the securities. There may be significant obstacles to obtaining information necessary for investigations into or litigation against Chinese companies, and shareholders may have limited legal remedies.

Many Chinese companies listed on U.S. exchanges use variable interest entities or "VIEs" in their structure as a result of foreign ownership restrictions. Any change in the operations of entities in a VIE structure, the status of VIE contractual arrangements or the legal or regulatory environment in China could result in significant, and possibly permanent and/or total, losses for investments in VIE issuers. The Fund does not select investments based on investor protection considerations.

**Risk of Investing in the China Bond Market.** The Fund invests directly in the domestic bond market in the People's Republic of China ("China" or the "PRC") (the "China Interbank Bond Market") through the Bond Connect trading channel. All bonds traded through Bond Connect are registered in the name of the PRC's Central Moneymarkets Unit ("CMU"), which holds such bonds as a nominee owner. The precise nature and rights of the Fund as the beneficial owner of bonds traded in the China Interbank Bond Market through CMU as nominee are relatively new and untested areas of PRC law, and the exact nature of the Fund's remedies and methods of enforcement of its rights and interests under PRC law are uncertain.

Market volatility and potential lack of liquidity due to low trading volume of certain bonds in the China Interbank Bond Market may result in the prices of certain bonds fluctuating significantly. Also, the systems used to trade through Bond Connect may not function as expected. Trading through Bond Connect is also subject to regulatory risks, including laws and regulations that are subject to change. There can be no assurance that Bond Connect or its features or systems will not be materially altered, suspended, discontinued or abolished. The Fund may be subject to additional taxation if certain tax exemptions under PRC tax regulations are withdrawn or amended. Any taxes arising from or to the Fund may be directly borne by, or indirectly passed on to, the Fund, which may substantially impact its NAV. Investing through Bond Connect subjects the Fund to currency risk, to the extent that currency rates used for Bond Connect are different than the rates used in the China Interbank Bond Market.

**Risk of Investing in Developed Countries.** The Fund's and the Underlying Fund's investment in developed country issuers will subject the Fund to legal, regulatory, political, currency, security, economic and other risks associated with developed countries. Developed countries tend to represent a significant portion of the global economy and have generally experienced slower economic growth than some less developed countries. Certain developed countries have experienced security concerns, such as war, terrorism and strained international relations. Incidents involving a country's or region's security may cause uncertainty in its markets and may adversely affect its economy and the Fund's or an Underlying Fund's investments. In addition, developed countries may be adversely impacted by changes to the economic conditions of certain key trading partners, regulatory burdens, debt burdens and the price or availability of certain commodities.

**Risk of Investing in Russia.** Investing in Russian securities involves significant risks, including legal, regulatory, currency and economic risks that are specific to Russia. In addition, investing in Russian securities involves risks associated with the settlement of portfolio transactions and loss of the Fund's ownership rights in its portfolio securities as a result of the system of share registration and custody in Russia. Governments, including the U.S., the U.K., the E.U., and many other countries have imposed economic sanctions on certain Russian individuals and Russian corporate and banking entities, and jurisdictions may also institute broader sanctions on Russia. Russia has issued a number of countersanctions, some of which restrict the distribution of profits by limited liability companies (e.g., dividends), and prohibit Russian persons from entering into transactions with designated

persons from "unfriendly states" as well as the export of raw materials or other products from Russia to certain sanctioned persons.

Russia launched a large-scale invasion of Ukraine on February 24, 2022. The extent and duration of the military action, resulting sanctions and resulting future market disruptions, including declines in its stock markets and the value of the ruble against the U.S. dollar, are impossible to predict, but could be significant. Disruptions caused by Russian military action or other actions (including cyberattacks and espionage) or resulting actual and threatened responses to such activity, including purchasing and financing restrictions, boycotts or changes in consumer or purchaser preferences, sanctions, import and export restrictions, tariffs or cyberattacks on the Russian government, Russian companies, or Russian individuals, including politicians, may impact Russia's economy and Russian companies in which the Fund invests. Actual and threatened responses to Russian military action may also impact the markets for certain Russian commodities, such as oil and natural gas, as well as other sectors of the Russian economy, and are likely to have collateral impacts on such sectors globally. Russian companies may be unable to pay dividends and, if they pay dividends, the Fund may be unable to receive them. As a result of sanctions, the Fund is currently restricted from trading in Russian securities, including those in its portfolio, and the underlying indexes of the Underlying Funds have removed Russian securities. It is unknown when, or if, sanctions may be lifted or the Fund's ability to trade in Russian securities will resume.

**Risk of Investing in Saudi Arabia.** Investing in Saudi Arabian issuers subjects the Fund to legal, regulatory, political, currency, security, and economic risks that are specific to Saudi Arabia. The economy of Saudi Arabia is dominated by petroleum exports. A sustained decrease in petroleum prices could have a negative impact on all aspects of the economy. Investments in the securities of Saudi Arabian issuers involve risks not typically associated with investments in securities of issuers in more developed countries, which may negatively affect the value of the Fund's investments. Such heightened risks may include, among others, the expropriation and/or nationalization of assets, restrictions on and government intervention in international trade, confiscatory taxation, political instability, including authoritarian and/or military involvement in governmental decision-making, armed conflict, crime and instability as a result of religious, ethnic and/or socioeconomic unrest. Instability in the Middle East region could adversely impact the economy of Saudi Arabia, and there is no assurance of political stability in Saudi Arabia.

The ability of foreign investors to invest in the securities of Saudi Arabian companies could be restricted by the Saudi Arabian government at any time, and unforeseen risks could materialize with respect to foreign ownership of such securities. There are a number of ways to conduct transactions in equity securities in the Saudi Arabian market. The Fund generally expects to transact in a manner so that it is not limited by Saudi Arabian regulations to a single broker. However, there may be a limited number of brokers who can provide services to the Fund, which may have an adverse impact on the prices, quantity or timing of Fund transactions.

**Risk of Investing in the U.S.** Investing in U.S. issuers subjects the Fund to legal, regulatory, political, currency, security, and

economic risks that are specific to the U.S. Certain changes in the U.S., such as a weakening of the U.S. economy or a decline in its financial markets, may have an adverse effect on U.S. issuers.

**Securities Lending Risk.** The Fund may engage in securities lending. Securities lending involves the risk that the Fund may lose money because the borrower of the loaned securities fails to return the securities in a timely manner or at all. The Fund could also lose money in the event of a decline in the value of collateral provided for loaned securities or a decline in the value of any investments made with cash collateral. These events could also trigger adverse tax consequences for the Fund.

**Small Fund Risk.** When the Fund's size is small, the Fund may experience low trading volume and wide bid/ask spreads. The Fund's performance near its inception date may not represent how the Fund will perform in the future or with a larger asset base. In addition, the Fund may face the risk of being delisted if it does not meet certain requirements set by the listing exchange. Any resulting liquidation of the Fund could lead to elevated transaction costs for the Fund and negative tax consequences for its shareholders.

**Tax Risk.** Because the Fund is expected to invest in the Underlying Funds, the Fund's realized losses on sales of shares of an Underlying Fund may be indefinitely or permanently deferred as "wash sales." Distributions of short-term capital gains by an Underlying Fund will be recognized as ordinary income by the Fund and would not be offset by the Fund's capital loss carryforwards, if any. Capital loss carryforwards of an Underlying Fund, if any, would not offset net capital gains of the Fund.

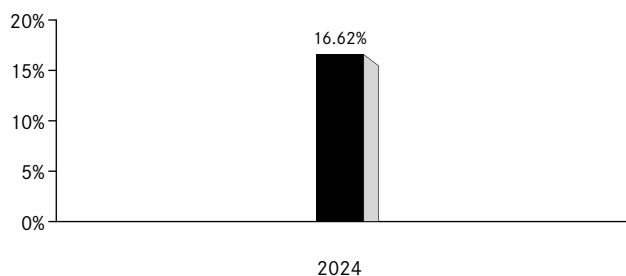
**Technology Companies Risk.** Technology companies and companies that rely heavily on technological advances may have limited product lines, markets, financial resources, supply chains and personnel. These companies typically face intense competition, potentially rapid product obsolescence and changes in product cycles and customer preferences. They may face unexpected risks and costs associated with technological developments, such as artificial intelligence and machine learning. Technology companies also depend heavily on intellectual property rights and may be adversely affected by the loss or impairment of those rights. Technology companies may face increased government scrutiny and may be subject to adverse government or legal action.

**Valuation Risk.** The price that the Fund could receive upon the sale (or other disposition) of a security or other asset may differ from the Fund's valuation of the security or other asset, particularly for securities or other assets that trade in low volume or volatile markets or that are valued using a fair value methodology. In addition, the value of the securities or other assets in the Fund's portfolio may change on days or during time periods when investors are not able to purchase or sell Fund shares. Authorized Participants that create or redeem Fund shares on days when the Fund is holding fair-valued securities or other assets may receive fewer or more shares, or lower or higher redemption proceeds, than they would have received had the securities or other assets not been fair valued or been valued using a different methodology. The ability to value investments may be impacted by technological issues or errors by pricing services or other third-party service providers.

## Performance Information

The performance information below illustrates how the Fund's performance has varied over different periods and provides some indication of the risks of investing in the Fund. The bar chart shows how the performance of the Fund has varied from one calendar year to another over the periods shown. The table compares the Fund's performance to that of multiple broad-based securities market indexes. Returns assume the reinvestment of any dividends and distributions. The Fund's returns reflect the impact of any agreements to waive or reimburse expenses, which would reduce performance if not in effect. Past performance (before and after taxes) does not necessarily indicate how the Fund will perform in the future. Updated performance information, including the Fund's current NAV, may be obtained by visiting [www.iShares.com](http://www.iShares.com) or by calling 1-800-iShares (1-800-474-2737) (toll free).

### Calendar Year-by-Year Returns



	<u>Return (%)</u>	<u>Period Ended</u>
<b>Calendar Year-to-Date Return</b>	18.15%	September 30, 2025
<b>During the periods shown in the chart:</b>		
Best Quarter	7.72%	March 31, 2024
Worst Quarter	-0.95%	December 31, 2024

### Average Annual Total Returns (for the periods ended December 31, 2024)

	<u>One Year</u>	<u>Since Fund Inception</u>
<b>(Inception Date: 10/17/2023)</b>		
Return Before Taxes	16.62%	23.16%
Return After Taxes on Distributions	16.13%	22.55%
Return After Taxes on Distributions and Sale of Fund Shares	10.12%	17.70%
<b>Russell 1000 Index</b> (Returns do not reflect deductions for fees, expenses or taxes)	24.51%	29.73%
<b>Bloomberg U.S. Aggregate Bond Index</b> (Returns do not reflect deductions for fees, expenses or taxes)	1.25%	7.99%

After-tax returns in the table above are calculated using the historical highest individual U.S. federal marginal income tax rates and do not reflect the impact of state or local taxes. Actual after-tax returns depend on an investor's tax situation and may differ from those shown, and after-tax returns shown are not relevant to tax-exempt investors or investors who hold shares through tax-deferred arrangements, such as 401(k) plans or individual retirement accounts ("IRAs"). Fund returns after taxes on distributions and sales of Fund shares are calculated assuming that an investor has sufficient capital gains of the same character from other investments to offset any capital losses from the sales of Fund shares. As a result, Fund returns after taxes on distributions and sales of Fund shares may exceed Fund returns before taxes and/or returns after taxes on distributions.

## Management

**Investment Adviser.** BlackRock Fund Advisors.

**Portfolio Managers.** Christopher Chung and Suzanne Ly (the “Portfolio Managers”) are primarily responsible for the day-to-day management of the Fund. Each Portfolio Manager supervises a portfolio management team. Mr. Chung and Ms. Ly have been Portfolio Managers of the Fund since 2023.

## Purchase and Sale of Fund Shares

The Fund is an ETF. Individual shares of the Fund may only be bought and sold in the secondary market through a broker-dealer. Because ETF shares trade at market prices rather than at NAV, shares may trade at a price greater than NAV (a premium) or less than NAV (a discount). An investor may incur costs attributable to the difference between the highest price a buyer is willing to pay to purchase shares of the Fund (bid) and the lowest price a seller is willing to accept for shares of the Fund (ask) when buying or selling shares in the secondary market (the “bid-ask spread”).

## Tax Information

The Fund intends to make distributions that may be taxable to you as ordinary income or capital gains, unless you are investing through a tax-deferred arrangement such as a 401(k) plan or an IRA, in which case, your distributions generally will be taxed when withdrawn.

## Payments to Broker-Dealers and Other Financial Intermediaries

If you purchase shares of the Fund through a broker-dealer or other financial intermediary (such as a bank), BFA or other related companies may pay the intermediary for marketing activities and presentations, educational training programs, conferences, the development of technology platforms and reporting systems or other services related to the sale or promotion of the Fund. These payments may create a conflict of interest by influencing the broker-dealer or other intermediary and your salesperson to recommend the Fund over another investment. Ask your salesperson or visit your financial intermediary’s website for more information.

[THIS PAGE INTENTIONALLY LEFT BLANK]

[THIS PAGE INTENTIONALLY LEFT BLANK]

[THIS PAGE INTENTIONALLY LEFT BLANK]

For more information visit [www.iShares.com](http://www.iShares.com) or call 1-800-474-2737

IS-SP-ITDH-1125

Go paperless. . .   
It's Easy, Economical and Green!  
Go to [www.icsdelivery.com](http://www.icsdelivery.com)

**BLACKROCK**<sup>®</sup>

Investment Company Act file No.: 811-09729