

# iShares®

iShares Trust

Supplement dated February 13, 2026

**to the currently effective Summary Prospectus, Prospectus and the Statement of Additional Information (the “SAI”), for the iShares Global Industrials ETF (EXI), iShares Global Financials ETF (IXG), iShares Global Healthcare ETF (IXJ) and iShares Global Materials ETF (MXI) (each, a “Fund” and collectively, the “Funds”)**

The Board of Trustees has approved the following changes for the Fund that are expected to take effect on or around March 23, 2026:

<b>Fund</b>	<b>Current Underlying Index</b>	<b>New Underlying Index</b>
iShares Global Industrials ETF	S&P Global 1200 Industrials Index™	S&P Global 1200 Industrials (Sector) Capped Index™
iShares Global Financials ETF	S&P Global 1200 Financials Index™	S&P Global 1200 Financials (Sector) Capped Index™
iShares Global Healthcare ETF	S&P Global 1200 Health Care Index™	S&P Global 1200 Health Care (Sector) Capped Index™
iShares Global Materials ETF	S&P Global 1200 Materials Index™	S&P Global 1200 Materials (Sector) Capped Index™

The first paragraph of the Principal Investment Strategies section of the Summary Prospectus and Prospectus for each Fund will be replaced with the following:

<b>Fund</b>	<b>Current First Paragraph</b>	<b>New First Paragraph</b>
iShares Global Industrials ETF	The Fund seeks to track the investment results of the S&P Global 1200 Industrials Index™ (the “Underlying Index”), which measures the performance of companies that S&P Dow Jones Indices LLC (the “Index Provider” or “SPDJ”), a subsidiary of S&P Global, Inc., deems to be part of the industrials sector of the economy and that SPDJI believes are important to global markets. The Underlying Index is a subset of the S&P Global 1200, which is designed to measure the performance of large-capitalization stocks from major global markets, as determined by SPDJI. As of March 31, 2025, a significant portion of the Underlying Index is represented by securities of companies in the industrials industry or sector. The components of the Underlying Index are likely to change over time. As of March 31, 2025, the Underlying Index was composed of securities of companies in the following countries or regions: Australia, Brazil, Canada, Chile, Denmark, Finland, France, Germany, Hong Kong, Ireland, Italy, Japan, Mexico, the Netherlands, Norway, Spain, Sweden, Switzerland, the United Kingdom (the “U.K.”) and the U.S.	The Fund seeks to track the investment results of the S&P Global 1200 Industrials (Sector) Capped Index™ (the “Underlying Index”), which measures the performance of companies that S&P Dow Jones Indices LLC (the “Index Provider” or “SPDJ”), a subsidiary of S&P Global, Inc., deems to be part of the industrials sector of the economy and that SPDJI believes are important to global markets. The Underlying Index is a subset of the S&P Global 1200, which is designed to measure the performance of large-capitalization stocks from major global markets, as determined by SPDJI. As of December 31, 2025, a significant portion of the Underlying Index is represented by securities of companies in the industrials industry or sector. The components of the Underlying Index are likely to change over time. As of December 31, 2025, the Underlying Index was composed of securities of companies in the following countries or regions: Australia, Brazil, Canada, Chile, Denmark, Finland, France, Germany, Hong Kong, Ireland, Italy, Japan, Mexico, the Netherlands, Norway, Spain, Sweden, Switzerland, the United Kingdom (the “U.K.”) and the U.S.

Fund	Current First Paragraph	New First Paragraph
		<p>The Underlying Index uses a capping methodology. Additionally, the capping methodology limits the sum of the weights of the securities of all issuers that individually constitute more than 5% of the weight of the Underlying Index to a maximum of 25% of the weight of the Underlying Index in the aggregate. In order to implement this capping methodology, the Underlying Index rebalances quarterly to limit the aggregate weight of all issuers that individually exceed 4.50% of the Underlying Index weight to a maximum of 22.50%. Between scheduled quarterly reviews, the Underlying Index is rebalanced at the end of any day on which issuers that individually constitute more than 5% of the weight of the Underlying Index collectively represent more than 25% of the weight of the Underlying Index in the aggregate. In implementing this capping methodology SPDJI may consider two or more companies as belonging to the same issuer where there is reasonable evidence of common control.</p>
iShares Global Financials ETF	<p>The Fund seeks to track the investment results of the S&amp;P Global 1200 Financials Index™ (the “Underlying Index”), which measures the performance of companies that S&amp;P Dow Jones Indices LLC (the “Index Provider” or “SPDJI”), a subsidiary of S&amp;P Global, Inc., deems to be part of the financials sector of the economy and that SPDJI believes are important to global markets. The Underlying Index is a subset of the S&amp;P Global 1200, which is designed to measure the performance of large-capitalization stocks from major global markets, as determined by SPDJI. As of March 31, 2025, a significant portion of the Underlying Index is represented by securities of companies in the financials industry or sector. The components of the Underlying Index are likely to change over time. As of March 31, 2025, the Underlying Index was composed of securities of companies in the following countries or regions: Australia, Austria, Belgium, Brazil, Canada, Chile, China, Colombia, Denmark, Finland, France, Germany, Hong Kong, Ireland, Italy, Japan, Mexico, the Netherlands, Norway, Peru, Singapore, South Korea, Spain, Sweden, Switzerland, Taiwan, the United Kingdom (the “U.K.”) and the U.S.</p>	<p>The Fund seeks to track the investment results of the S&amp;P Global 1200 Financials (Sector) Capped Index™ (the “Underlying Index”), which measures the performance of companies that S&amp;P Dow Jones Indices LLC (the “Index Provider” or “SPDJI”), a subsidiary of S&amp;P Global, Inc., deems to be part of the financials sector of the economy and that SPDJI believes are important to global markets. The Underlying Index is a subset of the S&amp;P Global 1200, which is designed to measure the performance of large-capitalization stocks from major global markets, as determined by SPDJI. As of December 31, 2025, a significant portion of the Underlying Index is represented by securities of companies in the financials industry or sector. The components of the Underlying Index are likely to change over time. As of December 31, 2025, the Underlying Index was composed of securities of companies in the following countries or regions: Australia, Austria, Belgium, Brazil, Canada, Chile, China, Colombia, Denmark, Finland, France, Germany, Hong Kong, Ireland, Italy, Japan, Mexico, the Netherlands, Norway, Peru, Singapore, South Korea, Spain, Sweden, Switzerland, Taiwan, the United Kingdom (the “U.K.”) and the U.S.</p>

Fund	Current First Paragraph	New First Paragraph
		<p>The Underlying Index uses a capping methodology. Additionally, the capping methodology limits the sum of the weights of the securities of all issuers that individually constitute more than 5% of the weight of the Underlying Index to a maximum of 25% of the weight of the Underlying Index in the aggregate. In order to implement this capping methodology, the Underlying Index rebalances quarterly to limit the aggregate weight of all issuers that individually exceed 4.50% of the Underlying Index weight to a maximum of 22.50%. Between scheduled quarterly reviews, the Underlying Index is rebalanced at the end of any day on which issuers that individually constitute more than 5% of the weight of the Underlying Index collectively represent more than 25% of the weight of the Underlying Index in the aggregate. In implementing this capping methodology SPDJI may consider two or more companies as belonging to the same issuer where there is reasonable evidence of common control.</p>
iShares Global Healthcare ETF	<p>The Fund seeks to track the investment results of the S&amp;P Global 1200 Health Care Index™ (the “Underlying Index”), which measures the performance of companies that S&amp;P Dow Jones Indices LLC (the “Index Provider” or “SPDJI”), a subsidiary of S&amp;P Global, Inc., deems to be a part of the healthcare sector of the economy and that SPDJI believes are important to global markets. The Underlying Index is a subset of the S&amp;P Global 1200, which is designed to measure the performance of large-capitalization stocks from major global markets, as determined by SPDJI. As of March 31, 2025, a significant portion of the Underlying Index is represented by securities of companies in the healthcare industry or sector. The components of the Underlying Index are likely to change over time. As of March 31, 2025, the Underlying Index was composed of securities of companies in the following countries: Australia, Belgium, Brazil, Denmark, France, Germany, Japan, the Netherlands, South Korea, Spain, Sweden, Switzerland, the United Kingdom (the “U.K.”) and the U.S.</p>	<p>The Fund seeks to track the investment results of the S&amp;P Global 1200 Health Care (Sector) Capped Index™ (the “Underlying Index”), which measures the performance of companies that S&amp;P Dow Jones Indices LLC (the “Index Provider” or “SPDJI”), a subsidiary of S&amp;P Global, Inc., deems to be a part of the healthcare sector of the economy and that SPDJI believes are important to global markets. The Underlying Index is a subset of the S&amp;P Global 1200, which is designed to measure the performance of large-capitalization stocks from major global markets, as determined by SPDJI. As of December 31, 2025, a significant portion of the Underlying Index is represented by securities of companies in the healthcare industry or sector. The components of the Underlying Index are likely to change over time. As of December 31, 2025, the Underlying Index was composed of securities of companies in the following countries: Australia, Belgium, Brazil, Denmark, France, Germany, Japan, the Netherlands, South Korea, Spain, Sweden, Switzerland, the United Kingdom (the “U.K.”) and the U.S.</p>

Fund	Current First Paragraph	New First Paragraph
		<p>The Underlying Index uses a capping methodology. Additionally, the capping methodology limits the sum of the weights of the securities of all issuers that individually constitute more than 5% of the weight of the Underlying Index to a maximum of 25% of the weight of the Underlying Index in the aggregate. In order to implement this capping methodology, the Underlying Index rebalances quarterly to limit the aggregate weight of all issuers that individually exceed 4.50% of the Underlying Index weight to a maximum of 22.50%. Between scheduled quarterly reviews, the Underlying Index is rebalanced at the end of any day on which issuers that individually constitute more than 5% of the weight of the Underlying Index collectively represent more than 25% of the weight of the Underlying Index in the aggregate. In implementing this capping methodology SPDJI may consider two or more companies as belonging to the same issuer where there is reasonable evidence of common control.</p>
iShares Global Materials ETF	<p>The Fund seeks to track the investment results of the S&amp;P Global 1200 Materials Index™ (the “Underlying Index”), which measures the performance of companies that S&amp;P Dow Jones Indices LLC (the “Index Provider” or “SPDJI”), a subsidiary of S&amp;P Global, Inc., deems to be part of the materials sector of the economy and that SPDJI believes are important to global markets. The Underlying Index is a subset of the S&amp;P Global 1200, which is designed to measure the performance of large-capitalization stocks from major global markets, as determined by SPDJI. As of March 31, 2025, a significant portion of the Underlying Index is represented by securities of companies in the materials industry or sector. The components of the Underlying Index are likely to change over time. As of March 31, 2025, the Underlying Index was composed of securities of companies in the following countries: Australia, Belgium, Brazil, Canada, Chile, Denmark, Finland, France, Germany, Japan, Luxembourg, Mexico, the Netherlands, Norway, Peru, South Korea, Sweden, Switzerland, the United Kingdom (the “U.K.”) and the U.S.</p>	<p>The Fund seeks to track the investment results of the S&amp;P Global 1200 Materials (Sector) Capped Index™ (the “Underlying Index”), which measures the performance of companies that S&amp;P Dow Jones Indices LLC (the “Index Provider” or “SPDJI”), a subsidiary of S&amp;P Global, Inc., deems to be part of the materials sector of the economy and that SPDJI believes are important to global markets. The Underlying Index is a subset of the S&amp;P Global 1200, which is designed to measure the performance of large-capitalization stocks from major global markets, as determined by SPDJI. As of December 31, 2025, a significant portion of the Underlying Index is represented by securities of companies in the materials industry or sector. The components of the Underlying Index are likely to change over time. As of December 31, 2025, the Underlying Index was composed of securities of companies in the following countries: Australia, Belgium, Brazil, Canada, Chile, Denmark, Finland, France, Germany, Japan, Luxembourg, Mexico, the Netherlands, Norway, Peru, South Korea, Sweden, Switzerland, the United Kingdom (the “U.K.”) and the U.S.</p>

Fund	Current First Paragraph	New First Paragraph
		<p>The Underlying Index uses a capping methodology. Additionally, the capping methodology limits the sum of the weights of the securities of all issuers that individually constitute more than 5% of the weight of the Underlying Index to a maximum of 25% of the weight of the Underlying Index in the aggregate. In order to implement this capping methodology, the Underlying Index rebalances quarterly to limit the aggregate weight of all issuers that individually exceed 4.50% of the Underlying Index weight to a maximum of 22.50%. Between scheduled quarterly reviews, the Underlying Index is rebalanced at the end of any day on which issuers that individually constitute more than 5% of the weight of the Underlying Index collectively represent more than 25% of the weight of the Underlying Index in the aggregate. In implementing this capping methodology SPDJI may consider two or more companies as belonging to the same issuer where there is reasonable evidence of common control.</p>

In each Fund’s SAI, the index description for the following indices will be replaced with the following:

Index	Current Index Description	New Index Description
<p>S&amp;P Global 1200 Industrials (Sector) Capped Index™</p>	<p>The S&amp;P Global 1200 Industrials Index™ measures the performance of companies that S&amp;P deems to be part of the industrials sector of the economy and that S&amp;P believes are important to global markets. It is a subset of the S&amp;P Global 1200™.</p>	<p>The S&amp;P Global 1200 Industrials (Sector) Capped Index™ measures the performance of companies that S&amp;P Dow Jones Indices LLC (“SPDJI”) deems to be part of the industrials sector of the economy. The Underlying Index is a subset of the S&amp;P Global 1200, which is designed to measure the performance of large-capitalization stocks from major global markets, as determined by SPDJI. The Underlying Index uses a capping methodology to limit the sum of the weights of the securities of all issuers that individually constitute more than 5% of the weight of the Underlying Index to a maximum of 25% of the weight of the Underlying Index in the aggregate. In order to implement this capping methodology, the Underlying Index constrains at quarterly rebalance the aggregate weight of all issuers that individually exceed 4.5% of the index weight to a maximum of 22.5%. Between scheduled quarterly index reviews, the Underlying Index is rebalanced at the end of any day on which all issuers that</p>

Index	Current Index Description	New Index Description
		individually constitute more than 5% of the weight of the Underlying Index collectively represent more than 25% of the weight of the Underlying Index in the aggregate.
S&P Global 1200 Financials (Sector) Capped Index™	The S&P Global 1200 Financials Index™ measures the performance of companies that S&P deems to be part of the financials sector of the economy and that S&P believes are important to global markets. The Underlying Index is a subset of the S&P Global 1200™.	The S&P Global S&P Global 1200 Financials (Sector) Capped Index™ measures the performance of companies that S&P Dow Jones Indices LLC (“SPDJI”) deems to be part of the financials sector of the economy. The Underlying Index is a subset of the S&P Global 1200, which is designed to measure the performance of large-capitalization stocks from major global markets, as determined by SPDJI. The Underlying Index uses a capping methodology to limit the sum of the weights of the securities of all issuers that individually constitute more than 5% of the weight of the Underlying Index to a maximum of 25% of the weight of the Underlying Index in the aggregate. In order to implement this capping methodology, the Underlying Index constrains at quarterly rebalance the aggregate weight of all issuers that individually exceed 4.5% of the index weight to a maximum of 22.5%. Between scheduled quarterly index reviews, the Underlying Index is rebalanced at the end of any day on which all issuers that individually constitute more than 5% of the weight of the Underlying Index collectively represent more than 25% of the weight of the Underlying Index in the aggregate.
S&P Global 1200 Health Care (Sector) Capped Index™	The S&P Global 1200 Health Care Index™ measures the performance of companies that S&P deems to be part of the healthcare sector of the economy and that S&P believes are important to global markets. The Underlying Index is a subset of the S&P Global 1200™. Component companies include healthcare providers, biotechnology companies and manufacturers of medical supplies, advanced medical devices and pharmaceuticals.	The S&P Global 1200 Health Care (Sector) Capped Index™ measures the performance of companies that S&P Dow Jones Indices LLC (“SPDJI”) deems to be part of the healthcare sector of the economy. Component companies include healthcare providers, biotechnology companies and manufacturers of medical supplies, advanced medical devices and pharmaceuticals. The Underlying Index is a subset of the S&P Global 1200, which is designed to measure the performance of large-capitalization stocks from major global markets, as determined by SPDJI. The Underlying Index uses a capping methodology to limit the sum of the weights of the securities of all issuers that individually constitute more than 5% of the weight of the Underlying Index to a maximum of 25% of the weight of the

Index	Current Index Description	New Index Description
		<p>Underlying Index in the aggregate. In order to implement this capping methodology, the Underlying Index constrains at quarterly rebalance the aggregate weight of all issuers that individually exceed 4.5% of the index weight to a maximum of 22.5%. Between scheduled quarterly index reviews, the Underlying Index is rebalanced at the end of any day on which all issuers that individually constitute more than 5% of the weight of the Underlying Index collectively represent more than 25% of the weight of the Underlying Index in the aggregate.</p>
<p>S&amp;P Global 1200 Materials (Sector) Capped Index™</p>	<p>The S&amp;P Global 1200 Materials Index™ measures the performance of companies that S&amp;P deems to be part of the materials sector of the economy and that S&amp;P believes are important to global markets. It is a subset of the S&amp;P Global 1200™.</p>	<p>The S&amp;P Global 1200 Materials (Sector) Capped Index™ measures the performance of companies that S&amp;P Dow Jones Indices LLC (“SPDJI”) deems to be part of the materials sector of the economy. The Underlying Index is a subset of the S&amp;P Global 1200, which is designed to measure the performance of large-capitalization stocks from major global markets, as determined by SPDJI. The Underlying Index uses a capping methodology to limit the sum of the weights of the securities of all issuers that individually constitute more than 5% of the weight of the Underlying Index to a maximum of 25% of the weight of the Underlying Index in the aggregate. In order to implement this capping methodology, the Underlying Index constrains at quarterly rebalance the aggregate weight of all issuers that individually exceed 4.5% of the index weight to a maximum of 22.5%. Between scheduled quarterly index reviews, the Underlying Index is rebalanced at the end of any day on which all issuers that individually constitute more than 5% of the weight of the Underlying Index collectively represent more than 25% of the weight of the Underlying Index in the aggregate.</p>

If you have any questions, please call 1-800-iShares (1-800-474-2737).

# iShares®

iShares Trust

Supplement dated February 13, 2026

to the currently effective Summary Prospectus, Prospectus and  
Statement of Additional Information (the “SAI”) for the  
iShares Global Consumer Discretionary ETF (“RXI”)  
iShares Global Consumer Staples ETF (“KXI”)  
iShares Global Utilities ETF (“JXI”)  
(each, a “Fund” and together, the “Funds”)

***The following changes for the Funds are expected to take effect on or around March 23, 2026:***

**Changes to the Funds’ “Principal Investment Strategies”**

**The first paragraph of the section entitled Principal Investment Strategies of the Summary Prospectus and Prospectus for RXI is deleted in its entirety and replaced with the following:**

The Fund seeks to track the investment results of the S&P Global 1200 Consumer Discretionary (Sector) Capped Index™ (the “Underlying Index”), which is designed to measure the performance of global equities in the consumer discretionary sector. The Underlying Index uses a capping methodology. Additionally, the capping methodology limits the sum of the weights of the securities of all issuers that individually constitute more than 5% of the weight of the Underlying Index to a maximum of 25% of the weight of the Underlying Index in the aggregate. In order to implement this capping methodology, the Underlying Index rebalances quarterly to limit the aggregate weight of all issuers that individually exceed 4.50% of the Underlying Index weight to a maximum of 22.50%. Between scheduled quarterly reviews, the Underlying Index is rebalanced at the end of any day on which issuers that individually constitute more than 5% of the weight of the Underlying Index collectively represent more than 25% of the weight of the Underlying Index in the aggregate. In implementing this capping methodology, S&P Dow Jones Indices LLC (the “Index Provider” or “SPDJI”) may consider two or more companies as belonging to the same issuer where there is reasonable evidence of common control. The Underlying Index is a subset of the S&P Global 1200™, which is designed to measure the performance of large-capitalization stocks from major global markets, as determined by SPDJI. Component companies include consumer product manufacturing, service and retail companies.

**The first paragraph of the section entitled Principal Investment Strategies of the Summary Prospectus and Prospectus for KXI is deleted in its entirety and replaced with the following:**

The Fund seeks to track the investment results of the S&P Global 1200 Consumer Staples (Sector) Capped Index (the “Underlying Index”), which is designed to measure the performance of global equities in the consumer staples sector (as determined by S&P Dow Jones Indices LLC (the “Index Provider” or “SPDJI”). The Underlying Index uses a capping methodology. Additionally, the capping methodology limits the sum of the weights of the securities of all issuers that individually constitute more than 5% of the weight of the Underlying Index to a maximum of 25% of the weight of the Underlying Index in the aggregate. In order to implement this capping methodology, the Underlying Index rebalances quarterly to limit the aggregate weight of all issuers that individually exceed 4.50% of the Underlying Index weight to maximum of 22.50%. Between scheduled quarterly index reviews, the Underlying Index is rebalanced at the end of any day on which all issuers that individually constitute more than 5% of the weight of the Underlying Index collectively represent more than 25% of the weight of the Underlying Index in the aggregate. In implementing this capping methodology, SPDJI may consider two or more companies as belonging to the same issuer where there is reasonable evidence of common control. The Underlying Index is a subset of the S&P Global 1200™, which is designed to measure the performance of large-capitalization stocks from major global markets, as determined by SPDJI.

**The first and second paragraphs of the section entitled Principal Investment Strategies of the Summary Prospectus and Prospectus for JXI are deleted in their entirety and replaced with the following:**

The Fund seeks to track the investment results of the S&P Global 1200 Utilities (Sector) Capped Index™ (the “Underlying Index”), which measures the performance of companies that S&P Dow Jones

Indices LLC (the “Index Provider” or “SPDJI”), a subsidiary of S&P Global, Inc., deems to be part of the utilities sector of the economy. The Underlying Index is a subset of the S&P Global 1200, which is designed to measure the performance of large-capitalization stocks from major global markets, as determined by SPDJI. The Underlying Index uses a capping methodology. Additionally, the capping methodology limits the sum of the weights of the securities of all issuers that individually constitute more than 5% of the weight of the Underlying Index to a maximum of 25% of the weight of the Underlying Index in the aggregate. In order to implement this capping methodology, the Underlying Index constrains at quarterly rebalance the aggregate weight of all issuers that individually exceed 4.5% of the index weight to a maximum of 22.5%. Between scheduled quarterly index reviews, the Underlying Index is rebalanced at the end of any day on which all issuers that individually constitute more than 5% of the weight of the Underlying Index collectively represent more than 25% of the weight of the Underlying Index in the aggregate. In implementing this capping methodology, SPDJI considers two or more companies as belonging to the same issuer where more than 20% of all voting shares in a subsidiary are controlled by the same issuer control group.

#### **Changes to the Funds’ Index Descriptions in the Funds’ SAI**

**The second paragraph of the section entitled S&P Global 1200 Consumer Discretionary (Sector) Capped Index™ of the SAI is deleted in its entirety and replaced with the following:**

The Underlying Index uses a capping methodology. Additionally, the capping methodology limits the sum of the weights of the securities of all issuers that individually constitute more than 5% of the weight of the Underlying Index to a maximum of 25% of the weight of the Underlying Index in the aggregate. In order to implement this capping methodology, the Underlying Index rebalances quarterly to limit the aggregate weight of all issuers that individually exceed 4.50% of the index weight to a maximum of 22.50%. Between scheduled quarterly index reviews, the Underlying Index is rebalanced at the end of any day on which issuers that individually constitute more than 5% of the weight of the Underlying Index collectively represent more than 25% of the weight of the Underlying Index in the aggregate. In implementing this capping methodology, SPDJI may consider two or more companies as belonging to the same issuer where there is reasonable evidence of common control.

**The second paragraph of the section entitled S&P Global 1200 Consumer Staples (Sector) Capped Index™ of the SAI is deleted in its entirety and replaced with the following:**

The Underlying Index uses a capping methodology. Additionally, the capping methodology limits the sum of the weights of the securities of all issuers that individually constitute more than 5% of the weight of the Underlying Index to a maximum of 25% of the weight of the Underlying Index in the aggregate. In order to implement this capping methodology, the Underlying Index constrains at quarterly rebalance the aggregate weight of all issuers that individually exceed 4.50% of the index weight to a maximum of 22.50%. Between scheduled quarterly index reviews, the Underlying Index is rebalanced at the end of any day on which issuers that individually constitute more than 5% of the weight of the Underlying Index collectively represent more than 25% of the weight of the Underlying Index in the aggregate. In implementing this capping methodology, SPDJI may consider two or more companies as belonging to the same issuer where there is reasonable evidence of common control.

**The first paragraph of the section entitled S&P Global 1200 Utilities (Sector) Capped Index™ of the SAI is deleted in its entirety and replaced with the following:**

**Index Description.** The S&P Global 1200 Utilities (Sector) Capped Index measures the performance of companies that S&P Dow Jones Indices LLC (“SPDJI”) deems to be part of the utilities sector of the economy. The Underlying Index is a subset of the S&P Global 1200, which is designed to measure the performance of large-capitalization stocks from major global markets, as determined by SPDJI.

The Underlying Index uses a capping methodology. Additionally, the capping methodology limits the sum of the weights of the securities of all issuers that individually constitute more than 5% of the weight of the Underlying Index to a maximum of 25% of the weight of the Underlying Index in the aggregate. In order to implement this capping methodology, the Underlying Index constrains at quarterly rebalance the aggregate weight of all issuers that individually exceed 4.5% of the index weight to a maximum of 22.5%. Between scheduled quarterly index reviews, the Underlying Index is rebalanced at the end of any day on which all issuers that individually constitute more than 5% of the weight of the Underlying Index

collectively represent more than 25% of the weight of the Underlying Index in the aggregate. In implementing this capping methodology, SPDJI considers two or more companies as belonging to the same issuer where more than 20% of all voting shares in a subsidiary are controlled by the same issuer control group.

If you have any questions, please call 1-800-iShares (1-800-474-2737).

# iShares®

iShares, Inc.

iShares Trust

iShares U.S. ETF Trust

Supplement dated November 26, 2025

to the currently effective Prospectus and

Statement of Additional Information (“SAI”)

of each Fund (each a “Fund” and collectively, the “Funds”)

***The following changes for the Fund are expected to take effect on or around November 28, 2025:***

***Changes to the Fund’s “Determination of Net Asset Value” sections***

**The paragraphs beginning with “Equity securities” and “Fixed-income securities” in this section of the Prospectus are deleted in their entirety and replaced with the following:**

Equity securities and other equity instruments (except ETF options, equity index options or those that are customized) for which market quotations are readily available are valued at market value, which is generally determined using the last reported official closing price or, if a reported closing price is not available, the last traded price on the exchange or market on which the security or instrument is primarily traded at the time of valuation. Shares of underlying open-end funds (including money market funds) that are not traded on an exchange are valued at net asset value. Shares of underlying ETFs and closed-end funds that trade on exchanges are valued at their most recent market closing price.

Fixed-income securities and certain derivative instruments are valued using last available bid prices or current market quotations provided by dealers or prices (including evaluated prices) supplied by the Funds’ approved independent third-party pricing services, each in accordance with BFA’s valuation policies and procedures. Pricing services may use matrix pricing or valuation models that utilize certain inputs and assumptions to derive values. Pricing services generally value fixed-income securities assuming orderly transactions of an institutional round lot size, but a Fund may hold or transact in such securities in smaller odd lot sizes. Odd lots of securities in certain asset classes may trade at lower prices than institutional round lots, and the value ultimately realized when the securities are sold could differ from the prices used by a Fund. The amortized cost method of valuation may be used with respect to debt obligations with 60 days or less remaining to maturity unless BFA determines in good faith that such method does not represent fair value.

**The paragraph beginning with “Customized exchange-traded equity” in this section of the Prospectus is deleted in its entirety and replaced with the following:**

Customized exchange-traded equity options, ETF options, equity index options and other derivatives may be valued using a mathematical model that may incorporate a number of market data factors.

**For each of the SAIs, the sections entitled “Equity Investments”, “Fixed-Income Investments”, and “Options, Futures, Swaps and Other Derivatives”, as applicable, are deleted in their entirety and replaced with the following:**

**Equity Investments.** Equity securities traded on a recognized securities exchange (e.g., NYSE), on separate trading boards of a securities exchange or through a market system that provides contemporaneous transaction pricing information (each an “Exchange”) are valued using information obtained via independent pricing services, generally at the Exchange closing price or, if an Exchange closing price is not available, the last traded price on that Exchange prior to the time as of which the assets or liabilities are valued. However, under certain circumstances, other means of determining current market value may be used. If an equity security is traded on more than one Exchange, the current market value of the security where it is primarily traded generally will be used. In the event that there are no sales involving an equity security held by a Fund on a day on which a Fund values such security, the prior day’s price will be used, unless BFA determines that such prior day’s price no longer reflects the fair value of the security, in which case such asset would be treated as a Fair Value Asset (as defined below).

**Fixed-Income Investments.** Fixed-income securities are valued using the last available bid prices or current market quotations provided by dealers or prices (including evaluated prices) supplied by the Funds' approved independent third-party pricing services, each in accordance with BFA's Valuation Procedures. The pricing services may use matrix pricing or valuation models that utilize certain inputs and assumptions to derive values, including transaction data (e.g., recent representative bids and offers), credit quality information, perceived market movements, news, and other relevant information. Pricing services also may consider yields or prices of securities of comparable quality, coupon, maturity and type; indications as to values from dealers; general market conditions; and/or other factors and assumptions. Pricing services generally value fixed-income securities assuming orderly transactions of an institutional round lot size, but a Fund may hold or transact in such securities in smaller, odd lot sizes. Odd lots of securities in certain asset classes may trade at lower prices than institutional round lots, and the value ultimately realized when the securities are sold could differ from the prices used by a Fund. The amortized cost method of valuation may be used with respect to debt obligations with 60 days or less remaining to maturity unless BFA determines in good faith that such method does not represent fair value. Certain fixed-income investments, including asset-backed and mortgage-related securities, may be valued based on valuation models that consider the estimated cash flows of each tranche of the issuer, establish a benchmark yield and develop an estimated tranche-specific spread to the benchmark yield based on the unique attributes of the tranche.

**Options, Futures, Swaps and Other Derivatives.** Exchange-traded equity options (except ETF options, equity index options or those that are customized) for which market quotations are readily available are valued at the mean of the last bid and ask prices as quoted on the Exchange or the board of trade on which such options are traded. In the event that there is no mean price available for such exchange traded equity option held by a Fund on a day on which a Fund values such option, the last bid (long positions) or ask (short positions) price, if available, will be used as the value of such option. If no bid or ask price is available on a day on which a Fund values such option, the prior day's price will be used, unless BFA determines that such prior day's price no longer reflects the fair value of the option, in which case such option will be treated as a Fair Value Asset. Customized exchange-traded equity options, ETF options, equity index options and OTC derivatives, may be valued using a mathematical model which may incorporate a number of market data factors. Financial futures contracts and options thereon, which are traded on exchanges, are valued at their last sale price or settle price as of the close of such exchanges. Swap agreements and other derivatives are generally valued daily based upon quotations from market makers or by a pricing service in accordance with the Valuation Procedures.

**For each of the SAIs, in the section entitled "Fair Value", the paragraph beginning with "BFA's Rule 2a-5" is deleted in its entirety and replaced with the following:**

BFA's Rule 2a-5 Committee is responsible for reviewing and approving methodologies by investment type and significant inputs used in the fair valuation of Fund assets or liabilities. In addition, a Fund's accounting agent assists BFA by periodically endeavoring to confirm the prices it receives from all third-party pricing services, index providers and broker-dealers. BFA regularly evaluates the values assigned to the securities and other assets and liabilities of a Fund.

If you have any questions, please call 1-800-iShares (1-800-474-2737).

# iShares®

iShares Trust

Supplement dated October 16, 2025

## to the currently effective Prospectus and Statement of Additional Information (the “SAI”) for the Funds listed below

Effective October 15, 2025, the iShares Energy Storage & Materials ETF, iShares Global REIT ETF and iShares MSCI Global Quality Factor ETF (each, an “Added Borrower”) were added as borrowers to the syndicated line of credit for which the Bank of New York Mellon serves as administrative agent for itself and the other banks.

Also, effective October 15, 2025, the iShares Currency Hedged MSCI Eurozone ETF, iShares Global Infrastructure ETF, iShares Global Energy ETF, iShares Global Materials ETF and iShares Semiconductor ETF (each, a “Removed Borrower”) were removed as borrowers from the syndicated line of credit.

Effective immediately, the following changes are made:

- 1) Each Added Borrower (except for the iShares MSCI Global Quality Factor ETF) is added to the “Borrowing” sections of its Prospectus and SAI.
- 2) For the iShares MSCI Global Quality Factor ETF, the following subsection is added to the “More Information About the Fund” section of its Prospectus.

### **Borrowing**

The Fund may borrow as a temporary measure for extraordinary or emergency purposes, including to meet redemptions or to facilitate the settlement of securities or other transactions. The Fund does not intend to borrow money in order to leverage its portfolio.

- 3) For each Added Borrower, the following disclosure is included as an “Other Risk” in the “Additional Information About the Funds’ Risks” section of its Prospectus.

**Borrowing Risk.** Borrowing may exaggerate changes in a Fund’s NAV and in the return on its portfolio. A Fund that borrows will incur interest expenses and other fees, which may reduce the Fund’s return. Borrowing may also cause a Fund to liquidate positions when it may not be advantageous to do so to satisfy its obligations.

- 4) For the iShares MSCI Global Quality Factor ETF, the first paragraph of the “Borrowing” section of the SAI is deleted in its entirety and replaced with the following:

The Fund may borrow for temporary or emergency purposes, including to meet payments due from redemptions or to facilitate the settlement of securities or other transactions. The Fund, along with certain other iShares funds, has entered into a syndicated line of credit with the Bank of New York Mellon (“BNY”), which serves as administrative agent for itself and the other banks. The syndicated line of credit may be used for temporary or emergency purposes, including redemption, settlement of trades and rebalancing of portfolio holdings.

Interest rates related to the syndicated line of credit are based on the Secured Overnight Financing Rate (“SOFR”) published by the Federal Reserve Bank of New York plus a spread. Pursuant to the terms of the credit agreement, if SOFR were to cease being published or representative, it would be replaced by a rate based on an alternate benchmark selected by BNY.

- 5) Changes for each Removed Borrower:
  - a. Each Removed Borrower is deleted from the “Borrowing” sections of its Prospectus and SAI.
  - b. “Borrowing Risk” is deleted as an Other Risk for each Removed Borrower in its Prospectus.

If you have any questions, please call 1-800-iShares (1-800-474-2737).

iShares® is a registered trademark of BlackRock Fund Advisors and its affiliates.

IS-A-LOC-1025

---

**PLEASE RETAIN THIS SUPPLEMENT  
FOR FUTURE REFERENCE**

# iShares®

iShares, Inc.

iShares Trust

## Supplement dated October 10, 2025 to the currently effective Prospectus and Statement of Additional Information (“SAI”) for each of the funds listed in Appendix A (each, a “Fund”)

On or around November 10, 2025, Citibank, N.A. (“Citibank”) will become the administrator, custodian and transfer agent for each Fund. Effective upon this change, the following changes will be made:

- 1) In the “Administrator, Custodian and Transfer Agent” table in each Fund’s Prospectus, Citibank is checked for the applicable Fund.
- 2) In the “Administrator, Custodian and Transfer Agent” section of each Fund’s SAI, the following language is included to apply to the applicable Fund:

**Administrator, Custodian and Transfer Agent.** Citibank serves as administrator, custodian and transfer agent for the Funds under the Master Services Agreement (the “Master Services Agreement”). Citibank’s principal address is 388 Greenwich Street, New York, NY 10013. Pursuant to the Master Services Agreement with the Trust, Citibank provides necessary administrative, tax and accounting and financial reporting services for the maintenance and operations of the Trust and each Fund. In addition, Citibank makes available the office space, equipment, personnel and facilities required to provide such services. Pursuant to the Master Services Agreement with the Trust, Citibank maintains, in separate accounts, cash, securities and other assets of the Trust and each Fund, keeps all necessary accounts and records and provides other services. Citibank is required, upon the order of the Trust, to deliver securities held by Citibank and to make payments for securities purchased by the Trust for each Fund. Citibank is authorized to appoint certain foreign custodians or foreign custody managers for Fund investments outside the U.S. Pursuant to the Master Services Agreement with the Trust, Citibank acts as a transfer agent for each Fund’s authorized and issued shares of beneficial interest, and as dividend disbursing agent of the Trust. As compensation for these services, Citibank receives certain out-of-pocket costs, transaction fees and asset-based fees which are accrued daily and paid monthly by BFA. BFA pays the compensation because it has agreed to pay these operating expenses under the Investment Advisory Agreement as described therein.

Prior to November 10, 2025, State Street Bank and Trust Company (“State Street”) served as administrator, custodian and transfer agent for each Fund.

- 3) For each Fund, references to “State Street” are replaced with references to “Citibank” in the sections of the SAI entitled “Placement of Creation Orders,” “Acceptance of Orders for Creation Units” and “Placement of Redemption Orders.”
- 4) For each Fund, the section of the SAI entitled “Costs Associated with Creation Transactions” is deleted in its entirety and replaced with the following, although each SAI will include a “Standard Creation Transaction Fee” table only for applicable Funds:

### **Costs Associated with Creation Transactions.**

A standard creation transaction fee is imposed to offset the transfer and other transaction costs associated with the issuance of Creation Units. Under an ETF Services Agreement, the Funds have retained BRIL, an affiliate of BFA, to perform the ETF Services. BRIL will receive from an Authorized Participant a standard transaction fee on each creation order, which consists of (1) a fee for providing the ETF Services (the “ETF Servicing Fee”) and (2) transfer, processing and other transaction costs charged by a Fund custodian in connection with the issuance of Creation Units for such creation order (“Custody Transaction Costs”). BRIL is entitled to retain the ETF Servicing Fee pursuant to the ETF Services Agreement, but BRIL will reimburse any Custody Transaction Costs to the applicable Fund custodian according to the amounts invoiced by such custodian.

The ETF Servicing Fee is a flat fee per order regardless of the number of Creation Units being purchased, which amount will vary among different Funds based on a number of factors, including the complexity of the order and the types of securities or instruments included in a Fund's Creation Basket, among other variables. The ETF Servicing Fee may be equal to zero in certain instances, such as for creation transactions that consist solely of cash. The actual Custody Transaction Costs vary per order based on the number of trades, underlying markets and settlement locations associated with the issuance of a Creation Unit. The following table sets forth, for each Fund, an estimate of the creation transaction fee for a Creation Unit based on data as of October 1, 2025. The actual fee charged to an Authorized Participant in connection with a creation order will vary over time depending on the factors discussed above, and may be higher than the fee set forth below.

In order to defray transaction expenses for a Fund and protect against possible shareholder dilution, if a creation transaction consists solely or partially of cash, the Authorized Participant may also be required to cover (up to the maximum amount shown below) certain brokerage, tax, foreign exchange, execution and other costs and expenses related to the execution of trades resulting from such transaction (which may, in certain instances, be based on a good faith estimate of transaction costs based on historical data or other inputs, at BlackRock's discretion, and may include part or all of the spread between the expected bid and offer side of the market and anticipated market impact). However, a Fund is not obligated to trade identical securities to the securities identified by BlackRock in estimating these transaction and other costs and expenses. In certain cases, BlackRock or an affiliate may determine in its discretion to deviate from the regular charge, subject to the maximum amounts shown below.

Authorized Participants will also bear the costs of transferring the Deposit Securities to the Funds. Certain fees/costs associated with creation transactions may be waived in certain circumstances. Investors who use the services of a broker or other financial intermediary to acquire Fund shares may be charged a fee for such services.

The following table sets forth each Fund's estimated creation transaction fee based on data as of October 1, 2025 and maximum additional charge (as described above):

<u>Fund</u>	<u>Standard Creation Transaction Fee</u>	<u>Maximum Additional Charge*</u>
iShares Asia 50 ETF	\$1,118.00	7.0%
iShares Asia/Pacific Dividend ETF	\$463.50	7.0%
iShares Blockchain and Tech ETF	\$426.25	7.0%
iShares Breakthrough Environmental Solutions ETF	\$715.00	7.0%
iShares China Large-Cap ETF	\$1,065.50	7.0%
iShares Copper and Metals Mining ETF	\$886.25	7.0%
iShares Core MSCI EAFE ETF	\$10,993.75	7.0%
iShares Core MSCI Emerging Markets ETF	\$28,993.45	7.0%
iShares Core MSCI International Developed Markets ETF	\$8,728.00	7.0%
iShares Core MSCI Total International Stock ETF	\$28,957.85	7.0%
iShares Currency Hedged MSCI ACWI ex U.S. ETF	\$151.25	3.0%
iShares Currency Hedged MSCI EAFE ETF	\$151.25	3.0%
iShares Currency Hedged MSCI EAFE Small-Cap ETF	\$151.25	3.0%
iShares Currency Hedged MSCI Eurozone ETF	\$151.25	3.0%
iShares Currency Hedged MSCI Japan ETF	\$151.25	3.0%
iShares Cybersecurity and Tech ETF	\$730.00	3.0%
iShares Emerging Markets Equity Factor ETF	\$7,028.10	7.0%
iShares Emerging Markets Infrastructure ETF	\$913.00	7.0%
iShares Energy Storage & Materials ETF	\$747.00	3.0%

<u>Fund</u>	<u>Standard Creation Transaction Fee</u>	<u>Maximum Additional Charge*</u>
iShares Environmental Infrastructure and Industrials ETF	\$405.00	3.0%
iShares Environmentally Aware Real Estate ETF	\$1,512.75	7.0%
iShares Future Exponential Technologies ETF	\$1,346.55	3.0%
iShares Future Metaverse Tech and Communications ETF	\$690.00	3.0%
iShares Genomics Immunology and Healthcare ETF	\$682.75	3.0%
iShares Global 100 ETF	\$826.75	3.0%
iShares Global Comm Services ETF	\$835.25	7.0%
iShares Global Consumer Discretionary ETF	\$1,027.10	7.0%
iShares Global Consumer Staples ETF	\$854.80	3.0%
iShares Global Energy ETF	\$511.75	7.0%
iShares Global Equity Factor ETF	\$4,000.65	7.0%
iShares Global Financials ETF	\$1,456.60	7.0%
iShares Global Healthcare ETF	\$864.00	3.0%
iShares Global Industrials ETF	\$1,137.05	7.0%
iShares Global Infrastructure ETF	\$694.75	7.0%
iShares Global Materials ETF	\$887.35	3.0%
iShares Global REIT ETF	\$2,078.50	7.0%
iShares Global Tech ETF	\$936.75	7.0%
iShares Global Timber & Forestry ETF	\$742.30	3.0%
iShares Global Utilities ETF	\$853.55	7.0%
iShares International Developed Real Estate ETF	\$1,438.50	7.0%
iShares International Developed Small Cap Value Factor ETF	\$2,413.50	3.0%
iShares International Dividend Growth ETF	\$2,679.75	7.0%
iShares International Equity Factor ETF	\$1,900.50	7.0%
iShares International Select Dividend ETF	\$935.50	7.0%
iShares International Small-Cap Equity Factor ETF	\$4,301.25	7.0%
iShares Lithium Miners and Producers ETF	\$719.50	7.0%
iShares MSCI EAFE ETF	\$3,229.50	7.0%
iShares MSCI EAFE Growth ETF	\$1,638.50	7.0%
iShares MSCI EAFE Min Vol Factor ETF	\$1,231.50	7.0%
iShares MSCI EAFE Value ETF	\$1,866.00	7.0%
iShares MSCI Emerging Markets ETF	\$15,383.30	7.0%
iShares MSCI Emerging Markets ex China ETF	\$7,271.55	7.0%
iShares MSCI Eurozone ETF	\$1,104.00	3.0%
iShares MSCI Japan ETF	\$757.50	3.0%
iShares MSCI Taiwan ETF	\$1,409.50	3.0%
iShares Neuroscience and Healthcare ETF	\$385.75	7.0%
iShares Self-Driving EV and Tech ETF	\$862.30	3.0%

\* As a percentage of the net asset value per Creation Unit.

- 5) For each Fund, the section of the SAI entitled “Costs Associated with Redemption Transactions” is deleted in its entirety and replaced with the following, although each SAI will include a “Standard Redemption Transaction Fee” table only for applicable Funds:

**Costs Associated with Redemption Transactions.**

A standard redemption transaction fee is imposed to offset transfer and other transaction costs that may be incurred by the relevant Fund. As described above, under an ETF Services Agreement, the Funds have retained BRIL, an affiliate of BFA, to perform certain ETF Services. BRIL will receive from an Authorized Participant a standard transaction fee on each redemption order, which consists of (1) the ETF Servicing Fee and (2) Custody Transaction Costs. BRIL is entitled to retain the ETF Servicing Fee pursuant to the ETF Services Agreement, but BRIL will reimburse any Custody Transaction Costs to the applicable Fund custodian according to the amounts invoiced by such custodian.

The ETF Servicing Fee is a flat fee per order regardless of the number of Creation Units being redeemed, which amount will vary among different Funds based on a number of factors, including the complexity of the order and the types of securities or instruments included in a Fund’s Redemption Basket, among other variables. The ETF Servicing Fee may be equal to zero in certain instances, such as for redemption transactions that consist solely of cash. The actual Custody Transaction Costs vary per order based on the number of trades, underlying markets, and settlement locations associated with the redemption of a Creation Unit. The following table sets forth, for each Fund, an estimate of the redemption transaction fee for a Creation Unit based on data as of October 1, 2025. The actual fee charged to an Authorized Participant in connection with a redemption order will vary over time depending on the factors discussed above, and may be higher than the fee set forth below.

In order to defray transaction expenses for a Fund and protect against possible shareholder dilution, if a redemption transaction consists solely or partially of cash, the Authorized Participant may also be required to cover (up to the maximum amount shown below) certain brokerage, tax, foreign exchange, execution and other costs and expenses related to the execution of trades resulting from such transaction (which may, in certain instances, be based on a good faith estimate of transaction costs based on historical data or other inputs, at BlackRock’s discretion, and may include part or all of the spread between the expected bid and offer side of the market and anticipated market impact). However, a Fund is not obligated to trade identical securities to the securities identified by BlackRock in estimating these transaction and other costs and expenses. In certain cases, BlackRock or an affiliate may determine in its discretion to deviate from the regular charge, subject to the maximum amounts shown below.

Authorized Participants will also bear the costs of transferring the Fund Securities from a Fund to their account on their order. Certain fees/costs associated with redemption transactions may be waived in certain circumstances. Investors who use the services of a broker or other financial intermediary to dispose of Fund shares may be charged a fee for such services.

The following table sets forth each Fund’s estimated redemption transaction fee based on data as of October 1, 2025 and maximum additional charge (as described above):

<u>Fund</u>	<u>Standard Redemption Transaction Fee</u>	<u>Maximum Additional Charge*</u>
iShares Asia 50 ETF	\$1,118.00	2.0%
iShares Asia/Pacific Dividend ETF	\$463.50	2.0%
iShares Blockchain and Tech ETF	\$426.25	2.0%
iShares Breakthrough Environmental Solutions ETF	\$715.00	2.0%
iShares China Large-Cap ETF	\$1,065.50	2.0%
iShares Copper and Metals Mining ETF	\$886.25	2.0%
iShares Core MSCI EAFE ETF	\$10,993.75	2.0%
iShares Core MSCI Emerging Markets ETF	\$28,993.45	2.0%

<u>Fund</u>	<u>Standard Redemption Transaction Fee</u>	<u>Maximum Additional Charge*</u>
iShares Core MSCI International Developed Markets ETF	\$8,728.00	2.0%
iShares Core MSCI Total International Stock ETF	\$28,957.85	2.0%
iShares Currency Hedged MSCI ACWI ex U.S. ETF	\$151.25	2.0%
iShares Currency Hedged MSCI EAFE ETF	\$151.25	2.0%
iShares Currency Hedged MSCI EAFE Small-Cap ETF	\$151.25	2.0%
iShares Currency Hedged MSCI Eurozone ETF	\$151.25	2.0%
iShares Currency Hedged MSCI Japan ETF	\$151.25	2.0%
iShares Cybersecurity and Tech ETF	\$730.00	2.0%
iShares Emerging Markets Equity Factor ETF	\$7,028.10	2.0%
iShares Emerging Markets Infrastructure ETF	\$913.00	2.0%
iShares Energy Storage & Materials ETF	\$747.00	3.0%
iShares Environmental Infrastructure and Industrials ETF	\$405.00	2.0%
iShares Environmentally Aware Real Estate ETF	\$1,512.75	2.0%
iShares Future Exponential Technologies ETF	\$1,346.55	2.0%
iShares Future Metaverse Tech and Communications ETF	\$690.00	2.0%
iShares Genomics Immunology and Healthcare ETF	\$682.75	2.0%
iShares Global 100 ETF	\$826.75	2.0%
iShares Global Comm Services ETF	\$835.25	2.0%
iShares Global Consumer Discretionary ETF	\$1,027.10	2.0%
iShares Global Consumer Staples ETF	\$854.80	2.0%
iShares Global Energy ETF	\$511.75	2.0%
iShares Global Equity Factor ETF	\$4,000.65	2.0%
iShares Global Financials ETF	\$1,456.60	2.0%
iShares Global Healthcare ETF	\$864.00	2.0%
iShares Global Industrials ETF	\$1,137.05	2.0%
iShares Global Infrastructure ETF	\$694.75	2.0%
iShares Global Materials ETF	\$887.35	2.0%
iShares Global REIT ETF	\$2,078.50	2.0%
iShares Global Tech ETF	\$936.75	2.0%
iShares Global Timber & Forestry ETF	\$742.30	2.0%
iShares Global Utilities ETF	\$853.55	2.0%
iShares International Developed Real Estate ETF	\$1,438.50	2.0%
iShares International Developed Small Cap Value Factor ETF	\$2,413.50	2.0%
iShares International Dividend Growth ETF	\$2,679.75	2.0%
iShares International Equity Factor ETF	\$1,900.50	2.0%
iShares International Select Dividend ETF	\$935.50	2.0%
iShares International Small-Cap Equity Factor ETF	\$4,301.25	2.0%
iShares Lithium Miners and Producers ETF	\$719.50	2.0%
iShares MSCI EAFE ETF	\$3,229.50	2.0%
iShares MSCI EAFE Growth ETF	\$1,638.50	2.0%

<u>Fund</u>	<u>Standard Redemption Transaction Fee</u>	<u>Maximum Additional Charge*</u>
iShares MSCI EAFE Min Vol Factor ETF	\$1,231.50	2.0%
iShares MSCI EAFE Value ETF	\$1,866.00	2.0%
iShares MSCI Emerging Markets ETF	\$15,383.30	2.0%
iShares MSCI Emerging Markets ex China ETF	\$7,271.55	2.0%
iShares MSCI Eurozone ETF	\$1,104.00	2.0%
iShares MSCI Japan ETF	\$757.50	2.0%
iShares MSCI Taiwan ETF	\$1,409.50	2.0%
iShares Neuroscience and Healthcare ETF	\$385.75	7.0%
iShares Self-Driving EV and Tech ETF	\$862.30	2.0%

\* As a percentage of the net asset value per Creation Unit.

## Appendix A

iShares Asia 50 ETF	iShares Global Energy ETF
iShares Asia/Pacific Dividend ETF	iShares Global Equity Factor ETF
iShares Blockchain and Tech ETF	iShares Global Financials ETF
iShares Breakthrough Environmental Solutions ETF	iShares Global Healthcare ETF
iShares China Large-Cap ETF	iShares Global Industrials ETF
iShares Copper and Metals Mining ETF	iShares Global Infrastructure ETF
iShares Core MSCI EAFE ETF	iShares Global Materials ETF
iShares Core MSCI Emerging Markets ETF	iShares Global REIT ETF
iShares Core MSCI International Developed Markets ETF	iShares Global Tech ETF
iShares Core MSCI Total International Stock ETF	iShares Global Timber & Forestry ETF
iShares Currency Hedged MSCI ACWI ex U.S. ETF	iShares Global Utilities ETF
iShares Currency Hedged MSCI EAFE ETF	iShares International Developed Real Estate ETF
iShares Currency Hedged MSCI EAFE Small-Cap ETF	iShares International Developed Small Cap Value Factor ETF
iShares Currency Hedged MSCI Eurozone ETF	iShares International Dividend Growth ETF
iShares Currency Hedged MSCI Japan ETF	iShares International Equity Factor ETF
iShares Cybersecurity and Tech ETF	iShares International Select Dividend ETF
iShares Emerging Markets Equity Factor ETF	iShares International Small-Cap Equity Factor ETF
iShares Emerging Markets Infrastructure ETF	iShares Lithium Miners and Producers ETF
iShares Energy Storage & Materials ETF	iShares MSCI EAFE ETF
iShares Environmental Infrastructure and Industrials ETF	iShares MSCI EAFE Growth ETF
iShares Environmentally Aware Real Estate ETF	iShares MSCI EAFE Min Vol Factor ETF
iShares Future Exponential Technologies ETF	iShares MSCI EAFE Value ETF
iShares Future Metaverse Tech and Communications ETF	iShares MSCI Emerging Markets ETF
iShares Genomics Immunology and Healthcare ETF	iShares MSCI Emerging Markets ex China ETF
iShares Global 100 ETF	iShares MSCI Eurozone ETF
iShares Global Comm Services ETF	iShares MSCI Japan ETF
iShares Global Consumer Discretionary ETF	iShares MSCI Taiwan ETF
iShares Global Consumer Staples ETF	iShares Neuroscience and Healthcare ETF
	iShares Self-Driving EV and Tech ETF

If you have any questions, please call 1-800-iShares (1-800-474-2737).

# Prospectus

## **iShares Trust**

- iShares Global 100 ETF | IOO | NYSE Arca
- iShares Global Comm Services ETF | IXP | NYSE Arca
- iShares Global Consumer Discretionary ETF | RXI | NYSE Arca
- iShares Global Consumer Staples ETF | KXI | NYSE Arca
- iShares Global Energy ETF | IXC | NYSE Arca
- iShares Global Financials ETF | IXG | NYSE Arca
- iShares Global Healthcare ETF | IXJ | NYSE Arca
- iShares Global Industrials ETF | EXI | NYSE Arca
- iShares Global Infrastructure ETF | IGF | Nasdaq
- iShares Global Materials ETF | MXI | NYSE Arca
- iShares Global Tech ETF | IXN | NYSE Arca
- iShares Global Timber & Forestry ETF | WOOD | Nasdaq
- iShares Global Utilities ETF | JXI | NYSE Arca

# Table of Contents

## Fund Summaries

iShares Global 100 ETF .....	S-1
iShares Global Comm Services ETF .....	S-8
iShares Global Consumer Discretionary ETF .....	S-15
iShares Global Consumer Staples ETF.....	S-22
iShares Global Energy ETF .....	S-29
iShares Global Financials ETF .....	S-36
iShares Global Healthcare ETF .....	S-43
iShares Global Industrials ETF.....	S-49
iShares Global Infrastructure ETF .....	S-55
iShares Global Materials ETF .....	S-62
iShares Global Tech ETF .....	S-68
iShares Global Timber & Forestry ETF .....	S-75
iShares Global Utilities ETF .....	S-84
More Information About the Funds .....	1
Additional Information About the Funds' Risks .....	3
Portfolio Holdings Information .....	22
Management of the Funds .....	22
Shareholder Information .....	25
Distribution .....	31
Financial Highlights .....	31
Index Provider and Disclaimers.....	39

[THIS PAGE INTENTIONALLY LEFT BLANK]

# iSHARES<sup>®</sup> GLOBAL 100 ETF

Ticker: IOO

Stock Exchange: NYSE Arca

## Investment Objective

The iShares Global 100 ETF (the “Fund”) seeks to track the investment results of an index composed of 100 large-capitalization global equities.

## Fees and Expenses

The following table describes the fees and expenses that you will incur if you buy, hold and sell shares of the Fund. The investment advisory agreement between iShares Trust (the “Trust”) and BlackRock Fund Advisors (“BFA”) (the “Investment Advisory Agreement”) provides that BFA will pay all operating expenses of the Fund, except: (i) the management fees, (ii) interest expenses, (iii) taxes, (iv) expenses incurred with respect to the acquisition and disposition of portfolio securities and the execution of portfolio transactions, including brokerage commissions, (v) distribution fees or expenses, and (vi) litigation expenses and any extraordinary expenses.

**You may pay other fees, such as brokerage commissions and other fees to financial intermediaries, which are not reflected in the tables and examples below.**

Annual Fund Operating Expenses (ongoing expenses that you pay each year as a percentage of the value of your investments) <sup>1</sup>			
<u>Management Fees</u>	<u>Distribution and Service (12b-1) Fees</u>	<u>Other Expenses<sup>2</sup></u>	<u>Total Annual Fund Operating Expenses</u>
0.40%	None	0.00%	0.40%

<sup>1</sup> Operating expenses paid by BFA under the Investment Advisory Agreement exclude acquired fund fees and expenses, if any.

<sup>2</sup> The amount rounded to 0.00%.

**Example.** This Example is intended to help you compare the cost of owning shares of the Fund with the cost of investing in other funds. The Example assumes that you invest \$10,000 in the Fund for the time periods indicated and then sell all of your shares at the end of those periods. The Example also assumes that your investment has a 5% return each year and that the Fund’s operating expenses remain the same. Although your actual costs may be higher or lower, based on these assumptions, your costs would be:

<u>1 Year</u>	<u>3 Years</u>	<u>5 Years</u>	<u>10 Years</u>
\$41	\$128	\$224	\$505

**Portfolio Turnover.** The Fund may pay transaction costs, such as commissions, when it buys and sells securities (or “turns over” its portfolio). A higher portfolio turnover rate may indicate higher transaction costs and may result in higher taxes when Fund shares are held in a taxable account. These costs, which are not reflected in the Annual Fund Operating Expenses or in the Example, affect the Fund’s performance. During the most recent fiscal year, the Fund’s portfolio turnover rate was 6% of the average value of its portfolio.

## Principal Investment Strategies

The Fund seeks to track the investment results of the S&P Global 100™ (the “Underlying Index”), which is designed to measure the performance of the stocks of approximately 100 large-capitalization global companies. The stocks in the Underlying Index are expected to be highly liquid and represent some of the largest multinational businesses in the world. The Underlying Index is a subset of the S&P Global 1200™ and contains 102 common stocks as of March 31, 2025, screened for sector representation, liquidity and size. The market capitalization of constituent companies is adjusted to reflect the available float and, if necessary, any foreign investment restrictions. As of March 31, 2025, the Underlying Index was composed of securities of companies in the following countries: Australia, China, France, Germany, Japan, the Netherlands, South Korea, Spain, Switzerland, the United Kingdom (the “U.K.”) and the U.S. As of March 31, 2025, a significant portion of the Underlying Index is represented by securities of companies in the information technology industry or sector. The components of the Underlying Index are likely to change over time.

BFA uses an indexing approach to try to achieve the Fund’s investment objective. The Fund does not try to “beat” the index it tracks and does not seek temporary defensive positions when markets decline or appear overvalued.

Indexing may eliminate the chance that the Fund will substantially outperform the Underlying Index but also may reduce some of the risks of active management, such as poor security selection. Indexing seeks to achieve lower costs and better after-tax performance by aiming to keep portfolio turnover low in comparison to actively managed investment companies.

BFA uses a representative sampling indexing strategy to manage the Fund. “Representative sampling” is an indexing strategy that involves investing in a representative sample of securities that collectively has an investment profile similar to that of an applicable underlying index. The securities selected are expected to have, in the aggregate, investment characteristics (based on factors such as market capitalization and industry weightings), fundamental characteristics (such as return variability and yield) and liquidity measures similar to those of an applicable underlying index. The Fund may or may not hold all of the securities in the Underlying Index.

The Fund generally will invest at least 80% of its assets in the component securities of its Underlying Index and in investments that have economic characteristics that are substantially identical to the component securities of its Underlying Index (*i.e.*, depositary receipts representing securities of the Underlying Index) and may invest up to 20% of its assets in certain futures, options and swap contracts, cash and cash equivalents, including

shares of money market funds advised by BFA or its affiliates, as well as in securities not included in the Underlying Index, but which BFA believes will help the Fund track the Underlying Index. Cash and cash equivalent investments associated with a derivative position will be treated as part of that position for the purposes of calculating the percentage of investments included in the Underlying Index. The Fund seeks to track the investment results of the Underlying Index before fees and expenses of the Fund.

The Fund may lend securities representing up to one-third of the value of the Fund’s total assets (including the value of any collateral received).

The Underlying Index is a product of S&P Dow Jones Indices LLC (the “Index Provider” or “SPDJI”), which is independent of the Fund and BFA. The Index Provider determines the composition and relative weightings of the securities in the Underlying Index and publishes information regarding the market value of the Underlying Index.

**Industry Concentration Policy.** The Fund will concentrate its investments (*i.e.*, hold 25% or more of its total assets) in a particular industry or group of industries to approximately the same extent that the Underlying Index is concentrated. For purposes of this limitation, securities of the U.S. government (including its agencies and instrumentalities) and repurchase agreements collateralized by U.S. government securities are not considered to be issued by members of any industry.

**Diversification Policy.** The Fund intends to be diversified in approximately the same proportion as the Underlying Index is diversified. The Fund may become “non-diversified,” as defined in the Investment Company Act of 1940 (the “1940 Act”), solely as a result of a change in relative market capitalization or index weighting of one or more constituents of the Underlying Index. Shareholder approval will not be sought if the Fund becomes “non-diversified” due solely to a change in the relative market capitalization or index weighting of one or more constituents of the Underlying Index. The Fund discloses its portfolio holdings and weightings at [www.iShares.com](http://www.iShares.com).

## Summary of Principal Risks

As with any investment, you could lose all or part of your investment in the Fund, and the Fund’s performance could trail that of other investments. The Fund is subject to certain risks, including the principal risks noted below any of which may adversely affect the Fund’s net asset value per share (“NAV”), trading price, yield, total return and ability to meet its investment objective. Certain key risks are prioritized below (with others following in alphabetical order), but the relative significance of any risk is difficult to predict and may change over time. You should review each risk factor carefully.

**Large-Capitalization Companies Risk.** Large-capitalization companies may be less able than smaller-capitalization companies to adapt to changing market conditions and competitive challenges. Large-capitalization companies may be more mature and subject to more limited growth potential compared with smaller-capitalization companies. The performance of large-capitalization companies could trail the overall performance of the broader securities markets.

**Equity Securities Risk.** Equity securities are subject to changes in value, and their values may be more volatile than those of other asset classes. The value of a security may decline for a number of reasons that may directly relate to the issuer as well as due to general industry or market conditions. Common stock is subordinated to preferred securities and debt in a company's capital structure. Common stock has the lowest priority, and the greatest risk, with respect to dividends and any liquidation payments in the event of an issuer's bankruptcy.

**Market Risk.** The Fund could lose money over short periods due to short-term market movements and over longer periods during more prolonged market downturns. Local, regional or global events such as war, acts of terrorism, pandemics or other public health issues, recessions, the prospect or occurrence of a sovereign default or other financial crisis, or other events could have a significant impact on the Fund and its investments and could result in increased premiums or discounts to the Fund's NAV.

**Index-Related Risk.** The Index Provider may rely on various sources of information to assess the criteria of components of the Underlying Index, including information that may be based on assumptions and estimates. Neither the Fund nor BFA can offer assurances that the Index Provider's methodology or sources of information will provide an accurate assessment of included components or will result in the Fund meeting its investment objective. Errors in index data, index computations or the construction of the Underlying Index in accordance with its methodology may occur, and the Index Provider may not identify or correct them promptly or at all, which may have an adverse impact on the Fund and its shareholders. Unusual market conditions or other unforeseen circumstances (such as natural disasters, political unrest or war) may impact the Index Provider or a third-party data provider and could cause the Index Provider to postpone a scheduled rebalance. This could cause the Underlying Index to vary from its normal or expected composition.

**Asset Class Risk.** The securities and other assets in the Underlying Index or in the Fund's portfolio may underperform in comparison to financial markets generally, a particular financial market, another index, or other asset classes.

**Authorized Participant Concentration Risk.** An "Authorized Participant" is a member or participant of a clearing agency registered with the SEC, which has a written agreement with the Fund or one of its service providers that allows the Authorized Participant to place orders for the purchase and redemption of creation units ("Creation Units"). Only an Authorized Participant may engage in creation or redemption transactions directly with the Fund. There are a limited number of institutions that may act as Authorized Participants for the Fund, including on an agency basis on behalf of other market participants. No Authorized Participant is obligated to engage in creation or redemption transactions. To the extent that Authorized Participants exit the business or do not place creation or redemption orders for the Fund and no other Authorized Participant places orders, Fund shares are more likely to trade at a premium or discount to NAV and possibly face trading halts or delisting.

**Concentration Risk.** The Fund may be susceptible to an increased risk of loss, including losses due to adverse events that affect the Fund's investments more than the market as a whole,

to the extent that the Fund's investments are concentrated in the securities or other assets of one or more issuers, countries or other geographic units, markets, industries, project types, or asset classes.

**Currency Risk.** Because the Fund's NAV is determined in U.S. dollars, the NAV could decline if the currency of the non-U.S. market in which the Fund invests depreciates against the U.S. dollar or if there are delays or limits on the repatriation of foreign currency. Currency exchange rates can be very volatile and can change quickly and unpredictably. As a result, the Fund's NAV may change quickly and without warning. In addition, the Fund may incur costs in connection with conversions between U.S. dollars and foreign currencies.

**Issuer Risk.** The performance of the Fund depends on the performance of individual securities or other assets to which the Fund has exposure. The value of securities or other assets may decline, or perform differently from the market as a whole, due to changes in the financial condition or credit rating of the issuer or counterparty.

**Large Shareholder and Large-Scale Redemption Risk.** Certain shareholders of the Fund, including an Authorized Participant, a third-party investor, the Fund's adviser, an affiliate of the Fund's adviser, a market maker, or another entity, may from time to time own or manage a substantial amount of Fund shares, or may hold their investment in the Fund for a limited period of time. There can be no assurance that any large shareholder or large group of shareholders would not redeem their investment. Redemptions of a large number of Fund shares could require the Fund to dispose of assets to meet the redemption requests, which can accelerate the realization of taxable income and/or capital gains and cause the Fund to make taxable distributions to its shareholders earlier than the Fund otherwise would have. In addition, under certain circumstances, non-redeeming shareholders may be treated as receiving a disproportionately large taxable distribution during or with respect to such year. In some circumstances, the Fund may hold a relatively large proportion of its assets in cash in anticipation of large redemptions, diluting its investment returns. These large redemptions may also force the Fund to sell portfolio securities or other assets when it might not otherwise do so, which may negatively impact the Fund's NAV, increase the Fund's brokerage costs and/or have a material effect on the market price of Fund shares.

**Management Risk.** The Fund generally does not attempt to take defensive positions under any market conditions, including declining markets. As the Fund will not fully replicate the Underlying Index and may hold securities or other assets not included in the Underlying Index, it is subject to the risk that the investment strategy of BFA may not produce the intended results. There is no guarantee that the Fund's investment results will have a high degree of correlation to those of the Underlying Index or that the Fund will achieve its investment objective.

**Market Trading Risk.** The Fund faces numerous market trading risks, including the potential lack of an active market for Fund shares (including through a trading halt), losses from trading in secondary markets, periods of high volatility, and disruptions in the process of creating and redeeming Fund shares. Any of these factors, among others, may lead to the Fund's shares trading in the secondary market at a premium or discount to NAV or to the

intraday value of the Fund's portfolio holdings. If you buy Fund shares at a time when the market price is at a premium to NAV or sell Fund shares at a time when the market price is at a discount to NAV, you may pay significantly more or receive significantly less than the underlying value of the Fund shares.

**National Closed Market Trading Risk.** To the extent that securities or other assets held by the Fund trade on foreign exchanges or in foreign markets that may be closed when the securities exchange on which the Fund's shares trade is open, there are likely to be deviations between such asset's current price and its last quoted price (*i.e.*, the quote from the closed foreign market to the Fund). The impact of a closed foreign market on the Fund is likely to be greater where a large portion of the Fund's holdings trade on a closed foreign market or when a foreign market is closed for unscheduled reasons. These deviations could result in premiums or discounts to the Fund's NAV that may be greater than those experienced by other funds.

**Non-Diversification Risk.** To the extent the Fund is non-diversified, the Fund may invest a large percentage of its assets in securities or other instruments representing a small number of issuers or counterparties and thus may be more susceptible to the risks associated with these particular issuers or counterparties. As a result, the Fund's performance may depend to a greater extent on the performance of a small number of issuers or counterparties, which may lead to more volatility in the Fund's NAV.

**Non-U.S. Securities Risk.** Securities issued by non-U.S. issuers (including depositary receipts) are subject to different legal, regulatory, political, economic, and market risks than securities issued by U.S. issuers. These risks include greater market volatility, less market liquidity, higher transaction costs, expropriation, confiscatory taxation, adverse changes in foreign investment or currency control regulations, restrictions on the repatriation of capital, and political instability. Non-U.S. issuers may be subject to different accounting, audit and financial reporting standards than U.S. issuers, and there may be less publicly available information about non-U.S. issuers. Foreign market trading hours, different clearing and settlement procedures, and holiday schedules may limit the Fund's ability to engage in portfolio transactions. To the extent that investments are made in a limited number of countries, events in those countries will have a more significant impact on the Fund.

**Operational and Technology Risks.** The Fund is directly and indirectly susceptible to operational and technology risks, including those related to human errors, processing errors, communication errors, systems failures, cybersecurity incidents, and the use of artificial intelligence and machine learning ("AI"), which may result in losses for the Fund and its shareholders or may impair the Fund's operations. While the Fund's service providers are required to have appropriate operational, information security and cybersecurity risk management policies and procedures, their methods of risk management may differ from those of the Fund. Operational and technology risks for the issuers in which the Fund invests could also result in material adverse consequences for such issuers and may cause the Fund's investments in such issuers to lose value.

**Risk of Investing in China.** Investments in Chinese securities, including certain Hong Kong-listed and U.S.-listed securities, are

subject to risks specific to China. China may be subject to considerable degrees of economic, political and social instability. Despite economic and market reforms in recent decades, the Chinese government's control over certain sectors and enterprises and significant regulation of investment and industry are still pervasive. Chinese companies are subject to the risk that Chinese authorities can intervene in their operations and structure. Chinese markets generally continue to experience inefficiency, a lack of publicly available information and/or political and social instability and may be subject to volatility and pricing anomalies resulting from governmental influence. Internal social unrest or confrontations with other countries, including military conflicts in response to such events, may disrupt China's economy and markets and result in a greater risk of currency fluctuations, currency non-convertibility, interest rate fluctuations and higher inflation.

China has experienced security concerns, such as terrorism and strained international relations. Additionally, China is alleged to have participated in state-sponsored cyberattacks against foreign companies and foreign governments. Actual and threatened responses to such activity and strained international relations, including purchasing restrictions, sanctions, export controls, tariffs or cyberattacks on the Chinese government or Chinese companies, may impact China's economy and Chinese issuers in which the Fund invests. Incidents involving China's or the region's security may adversely affect the Chinese economy and markets and the Fund's investments.

The Chinese economy is highly reliant on trade. A reduction in spending on Chinese products and services, supply chain diversification, the institution of additional tariffs or other trade barriers (including as a result of heightened trade tensions or a trade war between China and the U.S. or in response to actual or alleged Chinese cyber activity) or a downturn in any of the economies of China's key trading partners may have an adverse impact on the Chinese economy. The Underlying Index may include companies that are subject to economic or trade restrictions (but not investment restrictions) imposed by the U.S. or other governments due to national security, human rights or other concerns of such government. So long as these restrictions do not include restrictions on investments, the Fund is generally expected to invest in such companies, consistent with its objective to track the performance of the Underlying Index.

Chinese companies, including those listed on U.S. exchanges, are not subject to the same degree of regulatory requirements, accounting standards or auditor oversight as companies in more developed countries. As a result, information about the Chinese securities in which the Fund invests may be less reliable or complete. Chinese companies with securities listed on U.S. exchanges may be delisted if they do not meet U.S. accounting standards and auditor oversight requirements, or for other reasons, which would significantly decrease the liquidity and value of the securities. There may be significant obstacles to obtaining information necessary for investigations into or litigation against Chinese companies, and shareholders may have limited legal remedies.

Many Chinese companies listed on U.S. exchanges use variable interest entities or "VIEs" in their structure as a result of foreign ownership restrictions. Any change in the operations of entities in

a VIE structure, the status of VIE contractual arrangements or the legal or regulatory environment in China could result in significant, and possibly permanent and/or total, losses for investments in VIE issuers. The Fund does not select investments based on investor protection considerations.

**Risk of Investing in Developed Countries.** The Fund's investment in developed country issuers will subject the Fund to legal, regulatory, political, currency, security, economic and other risks associated with developed countries. Developed countries tend to represent a significant portion of the global economy and have generally experienced slower economic growth than some less developed countries. Certain developed countries have experienced security concerns, such as war, terrorism and strained international relations. Incidents involving a country's or region's security may cause uncertainty in its markets and may adversely affect its economy and the Fund's investments. In addition, developed countries may be adversely impacted by changes to the economic conditions of certain key trading partners, regulatory burdens, debt burdens and the price or availability of certain commodities.

**Risk of Investing in the U.S.** Investing in U.S. issuers subjects the Fund to legal, regulatory, political, currency, security, and economic risks that are specific to the U.S. Certain changes in the U.S., such as a weakening of the U.S. economy or a decline in its financial markets, may have an adverse effect on U.S. issuers.

**Securities Lending Risk.** The Fund may engage in securities lending. Securities lending involves the risk that the Fund may lose money because the borrower of the loaned securities fails to return the securities in a timely manner or at all. The Fund could also lose money in the event of a decline in the value of collateral provided for loaned securities or a decline in the value of any investments made with cash collateral. These events could also trigger adverse tax consequences for the Fund.

**Technology Companies Risk.** Technology companies and companies that rely heavily on technological advances may have limited product lines, markets, financial resources, supply chains and personnel. These companies typically face intense competition, potentially rapid product obsolescence and changes in product cycles and customer preferences. They may face unexpected risks and costs associated with technological developments, such as artificial intelligence and machine learning.

Technology companies also depend heavily on intellectual property rights and may be adversely affected by the loss or impairment of those rights. Technology companies may face increased government scrutiny and may be subject to adverse government or legal action.

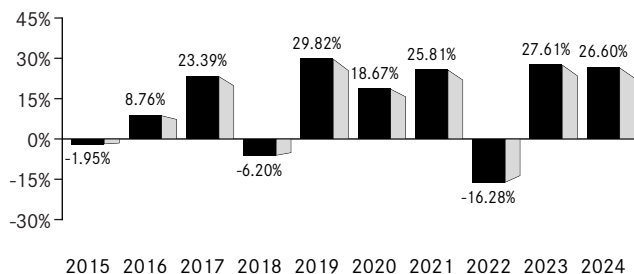
**Tracking Error Risk.** The Fund may be subject to "tracking error," which is the divergence of the Fund's performance from that of the Underlying Index. Tracking error may occur due to a number of factors, including differences between the securities and other assets held in the Fund's portfolio and those included in the Underlying Index; differences in the timing and methodologies used to value securities and other assets; transaction costs and other expenses incurred by the Fund that the Underlying Index does not incur; the Fund's holding of uninvested cash; differences in the timing of the accrual or the valuation of dividends or interest received by the Fund or distributions paid to Fund shareholders; tax gains or losses; the requirements for the Fund to maintain pass-through tax treatment; portfolio transactions carried out to minimize the distribution of capital gains to shareholders; the acceptance of custom baskets; changes to the Underlying Index; and impacts to the Fund of complying with certain regulatory requirements or limits. Tracking error risk may be heightened during times of increased market volatility or other unusual market conditions. A Fund that tracks an index with exposure to non-U.S. issuers may experience higher tracking error than ETFs that do not track such indexes.

**Valuation Risk.** The price that the Fund could receive upon the sale (or other disposition) of a security or other asset may differ from the Fund's valuation of the security or other asset, particularly for securities or other assets that trade in low volume or volatile markets or that are valued using a fair value methodology. The price received by the Fund also may differ from the value used by the Underlying Index. In addition, the value of the securities or other assets in the Fund's portfolio may change on days or during time periods when investors are not able to purchase or sell Fund shares. Authorized Participants that create or redeem Fund shares on days when the Fund is holding fair-valued securities or other assets may receive fewer or more shares, or lower or higher redemption proceeds, than they would have received had the securities or other assets not been fair valued or been valued using a different methodology. The ability to value investments may be impacted by technological issues or errors by pricing services or other third-party service providers.

## Performance Information

The performance information below illustrates how the Fund's performance has varied over different periods and provides some indication of the risks of investing in the Fund. The bar chart shows how the performance of the Fund has varied from one calendar year to another over the periods shown. The table compares the Fund's performance to that of an appropriate broad-based securities market index and the Underlying Index. Fund returns assume the reinvestment of any dividends and distributions. The Fund's returns reflect the impact of any agreements to waive or reimburse expenses, which would reduce performance if not in effect. Past performance (before and after taxes) does not necessarily indicate how the Fund will perform in the future. Updated performance information, including the Fund's current NAV, may be obtained by visiting [www.iShares.com](http://www.iShares.com) or by calling 1-800-iShares (1-800-474-2737) (toll free).

### Calendar Year-by-Year Returns



	<u>Return (%)</u>	<u>Period Ended</u>
<b>Calendar Year-to-Date Return</b>	7.77%	June 30, 2025
<b>During the periods shown in the chart:</b>		
Best Quarter	19.04%	June 30, 2020
Worst Quarter	-17.14%	March 31, 2020

### Average Annual Total Returns (for the periods ended December 31, 2024)

	<u>One Year</u>	<u>Five Years</u>	<u>Ten Years</u>
<b>(Inception Date: 12/5/2000)</b>			
Return Before Taxes	26.60%	15.09%	12.46%
Return After Taxes on Distributions	26.27%	14.66%	11.92%
Return After Taxes on Distributions and Sale of Fund Shares	15.97%	12.07%	10.21%
<b>S&amp;P Global Broad Market Index<sup>1</sup></b> (Returns do not reflect deductions for fees, expenses or taxes)	16.24%	9.44%	8.86%
<b>S&amp;P Global 100</b> (Returns do not reflect deductions for fees, expenses or taxes)	26.76%	15.09%	12.38%

<sup>1</sup> The Fund has added this broad-based index in response to new regulatory requirements.

After-tax returns in the table above are calculated using the historical highest individual U.S. federal marginal income tax rates and do not reflect the impact of state or local taxes. Actual after-tax returns depend on an investor's tax situation and may differ from those shown, and after-tax returns shown are not relevant to tax-exempt investors or investors who hold shares through tax-deferred arrangements, such as 401(k) plans or individual retirement accounts ("IRAs"). Fund returns after taxes on distributions and sales of Fund shares are calculated assuming that an investor has sufficient capital gains of the same character from other investments to offset any capital losses from the sales of Fund shares. As a result, Fund returns after taxes on distributions and sales of Fund shares may exceed Fund returns before taxes and/or returns after taxes on distributions.

## Management

**Investment Adviser.** BlackRock Fund Advisors.

**Portfolio Managers.** Jennifer Hsui, Matt Waldron, Peter Sietsema and Steven White (the “Portfolio Managers”) are primarily responsible for the day-to-day management of the Fund. Each Portfolio Manager supervises a portfolio management team. Ms. Hsui has been a Portfolio Manager of the Fund since 2012. Mr. Waldron, Mr. Sietsema and Mr. White have been Portfolio Managers of the Fund since 2025.

## Purchase and Sale of Fund Shares

The Fund is an ETF. Individual shares of the Fund may only be bought and sold in the secondary market through a broker-dealer. Because ETF shares trade at market prices rather than at NAV, shares may trade at a price greater than NAV (a premium) or less than NAV (a discount). An investor may incur costs attributable to the difference between the highest price a buyer is willing to pay to purchase shares of the Fund (bid) and the lowest price a seller is willing to accept for shares of the Fund (ask) when buying or selling shares in the secondary market (the “bid-ask spread”).

## Tax Information

The Fund intends to make distributions that may be taxable to you as ordinary income or capital gains, unless you are investing through a tax-deferred arrangement such as a 401(k) plan or an IRA, in which case, your distributions generally will be taxed when withdrawn.

## Payments to Broker-Dealers and Other Financial Intermediaries

If you purchase shares of the Fund through a broker-dealer or other financial intermediary (such as a bank), BFA or other related companies may pay the intermediary for marketing activities and presentations, educational training programs, conferences, the development of technology platforms and reporting systems or other services related to the sale or promotion of the Fund. These payments may create a conflict of interest by influencing the broker-dealer or other intermediary and your salesperson to recommend the Fund over another investment. Ask your salesperson or visit your financial intermediary’s website for more information.

# iSHARES<sup>®</sup> GLOBAL COMM SERVICES ETF

Ticker: IXP

Stock Exchange: NYSE Arca

## Investment Objective

The iShares Global Comm Services ETF (the “Fund”) seeks to track the investment results of an index composed of global equities in the communication services sector.

## Fees and Expenses

The following table describes the fees and expenses that you will incur if you buy, hold and sell shares of the Fund. The investment advisory agreement between iShares Trust (the “Trust”) and BlackRock Fund Advisors (“BFA”) (the “Investment Advisory Agreement”) provides that BFA will pay all operating expenses of the Fund, except: (i) the management fees, (ii) interest expenses, (iii) taxes, (iv) expenses incurred with respect to the acquisition and disposition of portfolio securities and the execution of portfolio transactions, including brokerage commissions, (v) distribution fees or expenses, and (vi) litigation expenses and any extraordinary expenses.

**You may pay other fees, such as brokerage commissions and other fees to financial intermediaries, which are not reflected in the tables and examples below.**

Annual Fund Operating Expenses (ongoing expenses that you pay each year as a percentage of the value of your investments) <sup>1</sup>			
<u>Management Fees</u>	<u>Distribution and Service (12b-1) Fees</u>	<u>Other Expenses</u>	<u>Total Annual Fund Operating Expenses</u>
0.39%	None	0.01%	0.40%

<sup>1</sup> Operating expenses paid by BFA under the Investment Advisory Agreement exclude acquired fund fees and expenses, if any.

**Example.** This Example is intended to help you compare the cost of owning shares of the Fund with the cost of investing in other funds. The Example assumes that you invest \$10,000 in the Fund for the time periods indicated and then sell all of your shares at the end of those periods. The Example also assumes that your investment has a 5% return each year and that the Fund’s operating expenses remain the same. Although your actual costs may be higher or lower, based on these assumptions, your costs would be:

<u>1 Year</u>	<u>3 Years</u>	<u>5 Years</u>	<u>10 Years</u>
\$41	\$128	\$224	\$505

**Portfolio Turnover.** The Fund may pay transaction costs, such as commissions, when it buys and sells securities (or “turns over” its portfolio). A higher portfolio turnover rate may indicate higher transaction costs and may result in higher taxes when Fund shares are held in a taxable account. These costs, which are not reflected in the Annual Fund Operating Expenses or in the Example, affect the Fund’s performance. During the most recent fiscal year, the Fund’s portfolio turnover rate was 21% of the average value of its portfolio.

## Principal Investment Strategies

The Fund seeks to track the investment results of the S&P Global 1200 Communication Services 4.5/22.5/45 Capped Index™ (the “Underlying Index”), which is designed to measure the performance of global equities in the communication services sector (as determined by S&P Dow Jones Indices LLC (the “Index Provider” or “SPDJ”)). The Underlying Index uses a capping methodology to limit the weight of the securities of any single issuer (as determined by SPDJ) to a maximum of 25% of the Underlying Index. Additionally, the capping methodology limits the sum of the weights of the securities of all issuers that individually constitute more than 5% of the weight of the Underlying Index to a maximum of 50% of the weight of the Underlying Index in the aggregate. In order to implement this capping methodology, the Underlying Index constrains at quarterly rebalance: (i) the weight of any single issuer to a maximum of 22.5%, and (ii) the aggregate weight of all issuers that individually exceed 4.5% of the index weight to maximum of 45%. In implementing this capping methodology, SPDJ may consider two or more companies as belonging to the same issuer where there is reasonable evidence of common control. The Underlying Index is a subset of the S&P Global 1200™. The Underlying Index includes large-capitalization companies and may change over time.

As of March 31, 2025, a significant portion of the Underlying Index is represented by securities of companies in the communication services industry or sector. The components of the Underlying Index are likely to change over time. As of March 31, 2025, the Underlying Index was composed of securities of companies in the following countries: Australia, Brazil, Canada, China, Finland, France, Germany, Italy, Japan, Mexico, the Netherlands, Norway, Singapore, South Korea, Spain, Sweden, Switzerland, Taiwan, the United Kingdom (the “U.K.”) and the U.S.

BFA uses an indexing approach to try to achieve the Fund’s investment objective. The Fund does not try to “beat” the index it tracks and does not seek temporary defensive positions when markets decline or appear overvalued.

Indexing may eliminate the chance that the Fund will substantially outperform the Underlying Index but also may reduce some of the risks of active management, such as poor security selection. Indexing seeks to achieve lower costs and better after-tax performance by aiming to keep portfolio turnover low in comparison to actively managed investment companies.

BFA uses a representative sampling indexing strategy to manage the Fund. “Representative sampling” is an indexing strategy that involves investing in a representative sample of securities that collectively has an investment profile similar to that of an applicable underlying index. The securities selected are expected to have, in the aggregate, investment characteristics (based on

factors such as market capitalization and industry weightings), fundamental characteristics (such as return variability and yield) and liquidity measures similar to those of an applicable underlying index. The Fund may or may not hold all of the securities in the Underlying Index.

The Fund generally will invest at least 80% of its assets in the component securities of its Underlying Index and in investments that have economic characteristics that are substantially identical to the component securities of its Underlying Index (*i.e.*, depositary receipts representing securities of the Underlying Index) and may invest up to 20% of its assets in certain futures, options and swap contracts, cash and cash equivalents, including shares of money market funds advised by BFA or its affiliates, as well as in securities not included in the Underlying Index, but which BFA believes will help the Fund track the Underlying Index. Cash and cash equivalent investments associated with a derivative position will be treated as part of that position for the purposes of calculating the percentage of investments included in the Underlying Index. The Fund seeks to track the investment results of the Underlying Index before fees and expenses of the Fund.

The Fund may lend securities representing up to one-third of the value of the Fund’s total assets (including the value of any collateral received).

The Underlying Index is a product of SPDJ, which is independent of the Fund and BFA. The Index Provider determines the composition and relative weightings of the securities in the Underlying Index and publishes information regarding the market value of the Underlying Index.

**Industry Concentration Policy.** The Fund will concentrate its investments (*i.e.*, hold 25% or more of its total assets) in a particular industry or group of industries to approximately the same extent that the Underlying Index is concentrated. For purposes of this limitation, securities of the U.S. government (including its agencies and instrumentalities) and repurchase agreements collateralized by U.S. government securities are not considered to be issued by members of any industry.

## Summary of Principal Risks

As with any investment, you could lose all or part of your investment in the Fund, and the Fund’s performance could trail that of other investments. The Fund is subject to certain risks, including the principal risks noted below any of which may adversely affect the Fund’s net asset value per share (“NAV”), trading price, yield, total return and ability to meet its investment objective. Certain key risks are prioritized below (with others following in alphabetical order), but the relative significance of any risk is difficult to predict and may change over time. You should review each risk factor carefully.

**Communications Companies Risk.** Companies in the communications industry (“communications companies”) include telecommunications and media companies. Communications companies face risks related to cybersecurity incidents, data breaches, new technologies, substantial capital requirements, government regulation, cyclicity of revenues and earnings, obsolescence of products and services, and changes in consumer preferences and expectations, among other things.

**Equity Securities Risk.** Equity securities are subject to changes in value, and their values may be more volatile than those of other asset classes. The value of a security may decline for a number of reasons that may directly relate to the issuer as well as due to general industry or market conditions. Common stock is subordinated to preferred securities and debt in a company's capital structure. Common stock has the lowest priority, and the greatest risk, with respect to dividends and any liquidation payments in the event of an issuer's bankruptcy.

**Market Risk.** The Fund could lose money over short periods due to short-term market movements and over longer periods during more prolonged market downturns. Local, regional or global events such as war, acts of terrorism, pandemics or other public health issues, recessions, the prospect or occurrence of a sovereign default or other financial crisis, or other events could have a significant impact on the Fund and its investments and could result in increased premiums or discounts to the Fund's NAV.

**Index-Related Risk.** The Index Provider may rely on various sources of information to assess the criteria of components of the Underlying Index, including information that may be based on assumptions and estimates. Neither the Fund nor BFA can offer assurances that the Index Provider's methodology or sources of information will provide an accurate assessment of included components or will result in the Fund meeting its investment objective. Errors in index data, index computations or the construction of the Underlying Index in accordance with its methodology may occur, and the Index Provider may not identify or correct them promptly or at all, which may have an adverse impact on the Fund and its shareholders. Unusual market conditions or other unforeseen circumstances (such as natural disasters, political unrest or war) may impact the Index Provider or a third-party data provider and could cause the Index Provider to postpone a scheduled rebalance. This could cause the Underlying Index to vary from its normal or expected composition.

**Asset Class Risk.** The securities and other assets in the Underlying Index or in the Fund's portfolio may underperform in comparison to financial markets generally, a particular financial market, another index, or other asset classes.

**Authorized Participant Concentration Risk.** An "Authorized Participant" is a member or participant of a clearing agency registered with the SEC, which has a written agreement with the Fund or one of its service providers that allows the Authorized Participant to place orders for the purchase and redemption of creation units ("Creation Units"). Only an Authorized Participant may engage in creation or redemption transactions directly with the Fund. There are a limited number of institutions that may act as Authorized Participants for the Fund, including on an agency basis on behalf of other market participants. No Authorized Participant is obligated to engage in creation or redemption transactions. To the extent that Authorized Participants exit the business or do not place creation or redemption orders for the Fund and no other Authorized Participant places orders, Fund shares are more likely to trade at a premium or discount to NAV and possibly face trading halts or delisting.

**Concentration Risk.** The Fund may be susceptible to an increased risk of loss, including losses due to adverse events that affect the Fund's investments more than the market as a whole,

to the extent that the Fund's investments are concentrated in the securities or other assets of one or more issuers, countries or other geographic units, markets, industries, project types, or asset classes.

**Currency Risk.** Because the Fund's NAV is determined in U.S. dollars, the NAV could decline if the currency of the non-U.S. market in which the Fund invests depreciates against the U.S. dollar or if there are delays or limits on the repatriation of foreign currency. Currency exchange rates can be very volatile and can change quickly and unpredictably. As a result, the Fund's NAV may change quickly and without warning. In addition, the Fund may incur costs in connection with conversions between U.S. dollars and foreign currencies.

**Issuer Risk.** The performance of the Fund depends on the performance of individual securities or other assets to which the Fund has exposure. The value of securities or other assets may decline, or perform differently from the market as a whole, due to changes in the financial condition or credit rating of the issuer or counterparty.

**Large-Capitalization Companies Risk.** Large-capitalization companies may be less able than smaller-capitalization companies to adapt to changing market conditions and competitive challenges. Large-capitalization companies may be more mature and subject to more limited growth potential compared with smaller-capitalization companies. The performance of large-capitalization companies could trail the overall performance of the broader securities markets.

**Large Shareholder and Large-Scale Redemption Risk.** Certain shareholders of the Fund, including an Authorized Participant, a third-party investor, the Fund's adviser, an affiliate of the Fund's adviser, a market maker, or another entity, may from time to time own or manage a substantial amount of Fund shares, or may hold their investment in the Fund for a limited period of time. There can be no assurance that any large shareholder or large group of shareholders would not redeem their investment. Redemptions of a large number of Fund shares could require the Fund to dispose of assets to meet the redemption requests, which can accelerate the realization of taxable income and/or capital gains and cause the Fund to make taxable distributions to its shareholders earlier than the Fund otherwise would have. In addition, under certain circumstances, non-redeeming shareholders may be treated as receiving a disproportionately large taxable distribution during or with respect to such year. In some circumstances, the Fund may hold a relatively large proportion of its assets in cash in anticipation of large redemptions, diluting its investment returns. These large redemptions may also force the Fund to sell portfolio securities or other assets when it might not otherwise do so, which may negatively impact the Fund's NAV, increase the Fund's brokerage costs and/or have a material effect on the market price of Fund shares.

**Management Risk.** The Fund generally does not attempt to take defensive positions under any market conditions, including declining markets. As the Fund will not fully replicate the Underlying Index and may hold securities or other assets not included in the Underlying Index, it is subject to the risk that the investment strategy of BFA may not produce the intended results. There is no guarantee that the Fund's investment results will have

a high degree of correlation to those of the Underlying Index or that the Fund will achieve its investment objective.

**Market Trading Risk.** The Fund faces numerous market trading risks, including the potential lack of an active market for Fund shares (including through a trading halt), losses from trading in secondary markets, periods of high volatility, and disruptions in the process of creating and redeeming Fund shares. Any of these factors, among others, may lead to the Fund's shares trading in the secondary market at a premium or discount to NAV or to the intraday value of the Fund's portfolio holdings. If you buy Fund shares at a time when the market price is at a premium to NAV or sell Fund shares at a time when the market price is at a discount to NAV, you may pay significantly more or receive significantly less than the underlying value of the Fund shares.

**National Closed Market Trading Risk.** To the extent that securities or other assets held by the Fund trade on foreign exchanges or in foreign markets that may be closed when the securities exchange on which the Fund's shares trade is open, there are likely to be deviations between such asset's current price and its last quoted price (*i.e.*, the quote from the closed foreign market to the Fund). The impact of a closed foreign market on the Fund is likely to be greater where a large portion of the Fund's holdings trade on a closed foreign market or when a foreign market is closed for unscheduled reasons. These deviations could result in premiums or discounts to the Fund's NAV that may be greater than those experienced by other funds.

**Non-Diversification Risk.** The Fund is classified as "non-diversified." This means that, compared with funds that are classified as "diversified," the Fund may invest a greater percentage of its assets in securities or other instruments representing a small number of issuers or counterparties and thus may be more susceptible to the risks associated with these particular issuers or counterparties. As a result, the Fund's performance may depend to a greater extent on the performance of a small number of issuers or counterparties, which may lead to more volatility in the Fund's NAV.

**Non-U.S. Securities Risk.** Securities issued by non-U.S. issuers (including depositary receipts) are subject to different legal, regulatory, political, economic, and market risks than securities issued by U.S. issuers. These risks include greater market volatility, less market liquidity, higher transaction costs, expropriation, confiscatory taxation, adverse changes in foreign investment or currency control regulations, restrictions on the repatriation of capital, and political instability. Non-U.S. issuers may be subject to different accounting, audit and financial reporting standards than U.S. issuers, and there may be less publicly available information about non-U.S. issuers. Foreign market trading hours, different clearing and settlement procedures, and holiday schedules may limit the Fund's ability to engage in portfolio transactions. To the extent that investments are made in a limited number of countries, events in those countries will have a more significant impact on the Fund.

**Operational and Technology Risks.** The Fund is directly and indirectly susceptible to operational and technology risks, including those related to human errors, processing errors, communication errors, systems failures, cybersecurity incidents, and the use of artificial intelligence and machine learning ("AI"), which may result in losses for the Fund and its shareholders or

may impair the Fund's operations. While the Fund's service providers are required to have appropriate operational, information security and cybersecurity risk management policies and procedures, their methods of risk management may differ from those of the Fund. Operational and technology risks for the issuers in which the Fund invests could also result in material adverse consequences for such issuers and may cause the Fund's investments in such issuers to lose value.

**Risk of Investing in China.** Investments in Chinese securities, including certain Hong Kong-listed and U.S.-listed securities, are subject to risks specific to China. China may be subject to considerable degrees of economic, political and social instability. Despite economic and market reforms in recent decades, the Chinese government's control over certain sectors and enterprises and significant regulation of investment and industry are still pervasive. Chinese companies are subject to the risk that Chinese authorities can intervene in their operations and structure. Chinese markets generally continue to experience inefficiency, a lack of publicly available information and/or political and social instability and may be subject to volatility and pricing anomalies resulting from governmental influence. Internal social unrest or confrontations with other countries, including military conflicts in response to such events, may disrupt China's economy and markets and result in a greater risk of currency fluctuations, currency non-convertibility, interest rate fluctuations and higher inflation.

China has experienced security concerns, such as terrorism and strained international relations. Additionally, China is alleged to have participated in state-sponsored cyberattacks against foreign companies and foreign governments. Actual and threatened responses to such activity and strained international relations, including purchasing restrictions, sanctions, export controls, tariffs or cyberattacks on the Chinese government or Chinese companies, may impact China's economy and Chinese issuers in which the Fund invests. Incidents involving China's or the region's security may adversely affect the Chinese economy and markets and the Fund's investments.

The Chinese economy is highly reliant on trade. A reduction in spending on Chinese products and services, supply chain diversification, the institution of additional tariffs or other trade barriers (including as a result of heightened trade tensions or a trade war between China and the U.S. or in response to actual or alleged Chinese cyber activity) or a downturn in any of the economies of China's key trading partners may have an adverse impact on the Chinese economy. The Underlying Index may include companies that are subject to economic or trade restrictions (but not investment restrictions) imposed by the U.S. or other governments due to national security, human rights or other concerns of such government. So long as these restrictions do not include restrictions on investments, the Fund is generally expected to invest in such companies, consistent with its objective to track the performance of the Underlying Index.

Chinese companies, including those listed on U.S. exchanges, are not subject to the same degree of regulatory requirements, accounting standards or auditor oversight as companies in more developed countries. As a result, information about the Chinese securities in which the Fund invests may be less reliable or complete. Chinese companies with securities listed on U.S.

exchanges may be delisted if they do not meet U.S. accounting standards and auditor oversight requirements, or for other reasons, which would significantly decrease the liquidity and value of the securities. There may be significant obstacles to obtaining information necessary for investigations into or litigation against Chinese companies, and shareholders may have limited legal remedies.

Many Chinese companies listed on U.S. exchanges use variable interest entities or “VIEs” in their structure as a result of foreign ownership restrictions. Any change in the operations of entities in a VIE structure, the status of VIE contractual arrangements or the legal or regulatory environment in China could result in significant, and possibly permanent and/or total, losses for investments in VIE issuers. The Fund does not select investments based on investor protection considerations.

**Risk of Investing in Developed Countries.** The Fund’s investment in developed country issuers will subject the Fund to legal, regulatory, political, currency, security, economic and other risks associated with developed countries. Developed countries tend to represent a significant portion of the global economy and have generally experienced slower economic growth than some less developed countries. Certain developed countries have experienced security concerns, such as war, terrorism and strained international relations. Incidents involving a country’s or region’s security may cause uncertainty in its markets and may adversely affect its economy and the Fund’s investments. In addition, developed countries may be adversely impacted by changes to the economic conditions of certain key trading partners, regulatory burdens, debt burdens and the price or availability of certain commodities.

**Risk of Investing in the U.S.** Investing in U.S. issuers subjects the Fund to legal, regulatory, political, currency, security, and economic risks that are specific to the U.S. Certain changes in the U.S., such as a weakening of the U.S. economy or a decline in its financial markets, may have an adverse effect on U.S. issuers.

**Securities Lending Risk.** The Fund may engage in securities lending. Securities lending involves the risk that the Fund may lose money because the borrower of the loaned securities fails to return the securities in a timely manner or at all. The Fund could also lose money in the event of a decline in the value of collateral provided for loaned securities or a decline in the value of any

investments made with cash collateral. These events could also trigger adverse tax consequences for the Fund.

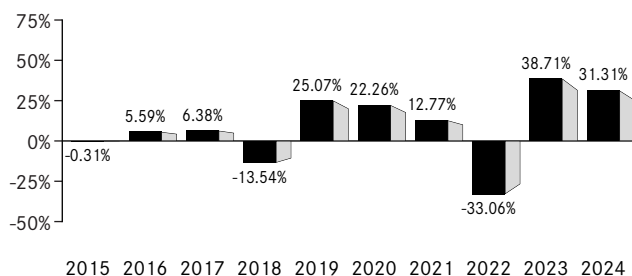
**Tracking Error Risk.** The Fund may be subject to “tracking error,” which is the divergence of the Fund’s performance from that of the Underlying Index. Tracking error may occur due to a number of factors, including differences between the securities and other assets held in the Fund’s portfolio and those included in the Underlying Index; differences in the timing and methodologies used to value securities and other assets; transaction costs and other expenses incurred by the Fund that the Underlying Index does not incur; the Fund’s holding of uninvested cash; differences in the timing of the accrual or the valuation of dividends or interest received by the Fund or distributions paid to Fund shareholders; tax gains or losses; the requirements for the Fund to maintain pass-through tax treatment; portfolio transactions carried out to minimize the distribution of capital gains to shareholders; the acceptance of custom baskets; changes to the Underlying Index; and impacts to the Fund of complying with certain regulatory requirements or limits. Tracking error risk may be heightened during times of increased market volatility or other unusual market conditions. A Fund that tracks an index with exposure to non-U.S. issuers may experience higher tracking error than ETFs that do not track such indexes.

**Valuation Risk.** The price that the Fund could receive upon the sale (or other disposition) of a security or other asset may differ from the Fund’s valuation of the security or other asset, particularly for securities or other assets that trade in low volume or volatile markets or that are valued using a fair value methodology. The price received by the Fund also may differ from the value used by the Underlying Index. In addition, the value of the securities or other assets in the Fund’s portfolio may change on days or during time periods when investors are not able to purchase or sell Fund shares. Authorized Participants that create or redeem Fund shares on days when the Fund is holding fair-valued securities or other assets may receive fewer or more shares, or lower or higher redemption proceeds, than they would have received had the securities or other assets not been fair valued or been valued using a different methodology. The ability to value investments may be impacted by technological issues or errors by pricing services or other third-party service providers.

## Performance Information

The performance information below illustrates how the Fund's performance has varied over different periods and provides some indication of the risks of investing in the Fund. The bar chart shows how the performance of the Fund has varied from one calendar year to another over the periods shown. The table compares the Fund's performance to that of an appropriate broad-based securities market index and the Underlying Index. Fund returns assume the reinvestment of any dividends and distributions. The Fund's returns reflect the impact of any agreements to waive or reimburse expenses, which would reduce performance if not in effect. Past performance (before and after taxes) does not necessarily indicate how the Fund will perform in the future. Updated performance information, including the Fund's current NAV, may be obtained by visiting [www.iShares.com](http://www.iShares.com) or by calling 1-800-iShares (1-800-474-2737) (toll free).

### Calendar Year-by-Year Returns



	<u>Return (%)</u>	<u>Period Ended</u>
<b>Calendar Year-to-Date Return</b>	16.57%	June 30, 2025
<b>During the periods shown in the chart:</b>		
Best Quarter	19.46%	June 30, 2020
Worst Quarter	-16.40%	June 30, 2022

### Average Annual Total Returns (for the periods ended December 31, 2024)

	<u>One Year</u>	<u>Five Years</u>	<u>Ten Years</u>
<b>(Inception Date: 11/12/2001)</b>			
Return Before Taxes	31.31%	10.95%	7.37%
Return After Taxes on Distributions	30.89%	10.59%	6.82%
Return After Taxes on Distributions and Sale of Fund Shares	18.83%	8.65%	5.84%
<b>S&amp;P Global Broad Market Index<sup>1</sup></b> (Returns do not reflect deductions for fees, expenses or taxes)	16.24%	9.44%	8.86%
<b>S&amp;P Global 1200 Communication Services 4.5/22.5/45 Capped Index<sup>2</sup></b> (Returns do not reflect deductions for fees, expenses or taxes)	31.57%	11.13%	7.44%

<sup>1</sup> The Fund has added this broad-based index in response to new regulatory requirements.

<sup>2</sup> Index returns through June 23, 2019 reflect the performance of the S&P Global 1200 Communication Services Sector Index. Index returns beginning on June 24, 2019 reflect the performance of the S&P Global 1200 Communication Services 4.5/22.5/45 Capped Index, which, effective as of June 24, 2019, replaced the S&P Global 1200 Communication Services Sector Index as the Underlying Index of the Fund.

After-tax returns in the table above are calculated using the historical highest individual U.S. federal marginal income tax rates and do not reflect the impact of state or local taxes. Actual after-tax returns depend on an investor's tax situation and may differ from those shown, and after-tax returns shown are not relevant to tax-exempt investors or investors who hold shares through tax-deferred arrangements, such as 401(k) plans or individual retirement accounts ("IRAs"). Fund returns after taxes on distributions and sales of Fund shares are calculated assuming that an investor has sufficient capital gains of the same character from other investments to offset any capital losses from the sales of Fund shares. As a result, Fund returns after taxes on distributions and sales of Fund shares may exceed Fund returns before taxes and/or returns after taxes on distributions.

## Management

**Investment Adviser.** BlackRock Fund Advisors.

**Portfolio Managers.** Jennifer Hsui, Matt Waldron, Peter Sietsema and Steven White (the “Portfolio Managers”) are primarily responsible for the day-to-day management of the Fund. Each Portfolio Manager supervises a portfolio management team. Ms. Hsui has been a Portfolio Manager of the Fund since 2012. Mr. Waldron, Mr. Sietsema and Mr. White have been Portfolio Managers of the Fund since 2025.

## Purchase and Sale of Fund Shares

The Fund is an ETF. Individual shares of the Fund may only be bought and sold in the secondary market through a broker-dealer. Because ETF shares trade at market prices rather than at NAV, shares may trade at a price greater than NAV (a premium) or less than NAV (a discount). An investor may incur costs attributable to the difference between the highest price a buyer is willing to pay to purchase shares of the Fund (bid) and the lowest price a seller is willing to accept for shares of the Fund (ask) when buying or selling shares in the secondary market (the “bid-ask spread”).

## Tax Information

The Fund intends to make distributions that may be taxable to you as ordinary income or capital gains, unless you are investing through a tax-deferred arrangement such as a 401(k) plan or an IRA, in which case, your distributions generally will be taxed when withdrawn.

## Payments to Broker-Dealers and Other Financial Intermediaries

If you purchase shares of the Fund through a broker-dealer or other financial intermediary (such as a bank), BFA or other related companies may pay the intermediary for marketing activities and presentations, educational training programs, conferences, the development of technology platforms and reporting systems or other services related to the sale or promotion of the Fund. These payments may create a conflict of interest by influencing the broker-dealer or other intermediary and your salesperson to recommend the Fund over another investment. Ask your salesperson or visit your financial intermediary’s website for more information.

# iSHARES<sup>®</sup> GLOBAL CONSUMER DISCRETIONARY ETF

Ticker: RXI

Stock Exchange: NYSE Arca

## Investment Objective

The iShares Global Consumer Discretionary ETF (the “Fund”) seeks to track the investment results of an index composed of global equities in the consumer discretionary sector.

## Fees and Expenses

The following table describes the fees and expenses that you will incur if you buy, hold and sell shares of the Fund. The investment advisory agreement between iShares Trust (the “Trust”) and BlackRock Fund Advisors (“BFA”) (the “Investment Advisory Agreement”) provides that BFA will pay all operating expenses of the Fund, except: (i) the management fees, (ii) interest expenses, (iii) taxes, (iv) expenses incurred with respect to the acquisition and disposition of portfolio securities and the execution of portfolio transactions, including brokerage commissions, (v) distribution fees or expenses, and (vi) litigation expenses and any extraordinary expenses.

**You may pay other fees, such as brokerage commissions and other fees to financial intermediaries, which are not reflected in the tables and examples below.**

Annual Fund Operating Expenses (ongoing expenses that you pay each year as a percentage of the value of your investments) <sup>1</sup>			
<u>Management Fees</u>	<u>Distribution and Service (12b-1) Fees</u>	<u>Other Expenses<sup>2</sup></u>	<u>Total Annual Fund Operating Expenses<sup>3</sup></u>
0.39%	None	0.00%	0.39%

<sup>1</sup> Operating expenses paid by BFA under the Investment Advisory Agreement exclude acquired fund fees and expenses, if any.

<sup>2</sup> The amount rounded to 0.00%. Professional fees for foreign withholding tax claims that occurred during the most recent fiscal year have been restated to reflect expected fees in the current year.

<sup>3</sup> Total Annual Fund Operating Expenses do not correlate to the ratios in the Fund’s most recent annual report, which do not include the restatement of Other Expenses to reflect current fees.

**Example.** This Example is intended to help you compare the cost of owning shares of the Fund with the cost of investing in other funds. The Example assumes that you invest \$10,000 in the Fund for the time periods indicated and then sell all of your shares at the end of those periods. The Example also assumes that your investment has a 5% return each year and that the Fund’s operating expenses remain the same. Although your actual costs may be higher or lower, based on these assumptions, your costs would be:

<u>1 Year</u>	<u>3 Years</u>	<u>5 Years</u>	<u>10 Years</u>
\$40	\$125	\$219	\$493

**Portfolio Turnover.** The Fund may pay transaction costs, such as commissions, when it buys and sells securities (or “turns over” its portfolio). A higher portfolio turnover rate may indicate higher transaction costs and may result in higher taxes when Fund shares are held in a taxable account. These costs, which are not reflected in the Annual Fund Operating Expenses or in the Example, affect the Fund’s performance. During the most recent fiscal year, the Fund’s portfolio turnover rate was 19% of the average value of its portfolio.

## Principal Investment Strategies

The Fund seeks to track the investment results of the S&P Global 1200 Consumer Discretionary (Sector) Capped Index™ (the “Underlying Index”), which is designed to measure the performance of global equities in the consumer discretionary sector. The Underlying Index uses a capping methodology to limit the weight of the securities of any single issuer (as determined by S&P Dow Jones Indices LLC (the “Index Provider” or “SPDJI”)) to a maximum of 10% of the Underlying Index. Additionally, the capping methodology limits the sum of the weights of the securities of all issuers that individually constitute more than 5% of the weight of the Underlying Index to a maximum of 25% of the weight of the Underlying Index in the aggregate. In order to implement this capping methodology, the Underlying Index rebalances quarterly to limit: (i) the weight of any single issuer to a maximum of 10%, and (ii) the aggregate weight of all issuers that individually exceed 4.50% of the Underlying Index weight to maximum of 22.50%. Between scheduled quarterly reviews, the Underlying Index is rebalanced at the end of any day on which issuers that individually constitute more than 5% of the weight of the Underlying Index collectively represent more than 25% of the weight of the Underlying Index in the aggregate. In implementing this capping methodology, SPDJI may consider two or more companies as belonging to the same issuer where there is reasonable evidence of common control. The Underlying Index is a subset of the S&P Global 1200™, which is designed to measure the performance of large-capitalization stocks from major global markets, as determined by SPDJI. Component companies include consumer product manufacturing, service and retail companies.

As of March 31, 2025, a significant portion of the Underlying Index is represented by securities of companies in the consumer goods and services industry or sector. The components of the Underlying Index are likely to change over time. As of March 31, 2025, the Underlying Index was composed of securities of companies in the following countries or regions: Australia, Canada, Chile, China, Denmark, France, Germany, Italy, Japan, the Netherlands, South Korea, Spain, Sweden, Switzerland, the United Kingdom (the “U.K.”) and the U.S.

BFA uses an indexing approach to try to achieve the Fund’s investment objective. The Fund does not try to “beat” the index it tracks and does not seek temporary defensive positions when markets decline or appear overvalued.

Indexing may eliminate the chance that the Fund will substantially outperform the Underlying Index but also may reduce some of the risks of active management, such as poor security selection. Indexing seeks to achieve lower costs and better after-tax performance by aiming to keep portfolio turnover low in comparison to actively managed investment companies.

BFA uses a representative sampling indexing strategy to manage the Fund. “Representative sampling” is an indexing strategy that involves investing in a representative sample of securities that collectively has an investment profile similar to that of an applicable underlying index. The securities selected are expected to have, in the aggregate, investment characteristics (based on factors such as market capitalization and industry weightings), fundamental characteristics (such as return variability and yield) and liquidity measures similar to those of an applicable underlying index. The Fund may or may not hold all of the securities in the Underlying Index.

The Fund generally will invest at least 80% of its assets in the component securities of its Underlying Index and in investments that have economic characteristics that are substantially identical to the component securities of its Underlying Index (*i.e.*, depositary receipts representing securities of the Underlying Index) and may invest up to 20% of its assets in certain futures, options and swap contracts, cash and cash equivalents, including shares of money market funds advised by BFA or its affiliates, as well as in securities not included in the Underlying Index, but which BFA believes will help the Fund track the Underlying Index. Cash and cash equivalent investments associated with a derivative position will be treated as part of that position for the purposes of calculating the percentage of investments included in the Underlying Index. The Fund seeks to track the investment results of the Underlying Index before fees and expenses of the Fund.

The Fund may lend securities representing up to one-third of the value of the Fund’s total assets (including the value of any collateral received).

The Underlying Index is a product of SPDJI, which is independent of the Fund and BFA. The Index Provider determines the composition and relative weightings of the securities in the Underlying Index and publishes information regarding the market value of the Underlying Index.

**Industry Concentration Policy.** The Fund will concentrate its investments (*i.e.*, hold 25% or more of its total assets) in a particular industry or group of industries to approximately the same extent that the Underlying Index is concentrated. For purposes of this limitation, securities of the U.S. government (including its agencies and instrumentalities) and repurchase agreements collateralized by U.S. government securities are not considered to be issued by members of any industry.

## Summary of Principal Risks

As with any investment, you could lose all or part of your investment in the Fund, and the Fund’s performance could trail that of other investments. The Fund is subject to certain risks, including the principal risks noted below any of which may adversely affect the Fund’s net asset value per share (“NAV”), trading price, yield, total return and ability to meet its investment objective. Certain key risks are prioritized below (with others following in alphabetical order), but the relative significance of any risk is difficult to predict and may change over time. You should review each risk factor carefully.

**Consumer Goods and Services Companies Risk.** Consumer goods and services companies (“consumer companies”) face risks

related to changes in consumer preferences and disposable income, commodity prices, government regulation, supply chain disruptions, damage to brand or reputation, economic slowdown and labor shortages, among other things.

**Equity Securities Risk.** Equity securities are subject to changes in value, and their values may be more volatile than those of other asset classes. The value of a security may decline for a number of reasons that may directly relate to the issuer as well as due to general industry or market conditions. Common stock is subordinated to preferred securities and debt in a company's capital structure. Common stock has the lowest priority, and the greatest risk, with respect to dividends and any liquidation payments in the event of an issuer's bankruptcy.

**Market Risk.** The Fund could lose money over short periods due to short-term market movements and over longer periods during more prolonged market downturns. Local, regional or global events such as war, acts of terrorism, pandemics or other public health issues, recessions, the prospect or occurrence of a sovereign default or other financial crisis, or other events could have a significant impact on the Fund and its investments and could result in increased premiums or discounts to the Fund's NAV.

**Index-Related Risk.** The Index Provider may rely on various sources of information to assess the criteria of components of the Underlying Index, including information that may be based on assumptions and estimates. Neither the Fund nor BFA can offer assurances that the Index Provider's methodology or sources of information will provide an accurate assessment of included components or will result in the Fund meeting its investment objective. Errors in index data, index computations or the construction of the Underlying Index in accordance with its methodology may occur, and the Index Provider may not identify or correct them promptly or at all, which may have an adverse impact on the Fund and its shareholders. Unusual market conditions or other unforeseen circumstances (such as natural disasters, political unrest or war) may impact the Index Provider or a third-party data provider and could cause the Index Provider to postpone a scheduled rebalance. This could cause the Underlying Index to vary from its normal or expected composition.

**Asset Class Risk.** The securities and other assets in the Underlying Index or in the Fund's portfolio may underperform in comparison to financial markets generally, a particular financial market, another index, or other asset classes.

**Authorized Participant Concentration Risk.** An "Authorized Participant" is a member or participant of a clearing agency registered with the SEC, which has a written agreement with the Fund or one of its service providers that allows the Authorized Participant to place orders for the purchase and redemption of creation units ("Creation Units"). Only an Authorized Participant may engage in creation or redemption transactions directly with the Fund. There are a limited number of institutions that may act as Authorized Participants for the Fund, including on an agency basis on behalf of other market participants. No Authorized Participant is obligated to engage in creation or redemption transactions. To the extent that Authorized Participants exit the business or do not place creation or redemption orders for the Fund and no other Authorized Participant places orders, Fund

shares are more likely to trade at a premium or discount to NAV and possibly face trading halts or delisting.

**Concentration Risk.** The Fund may be susceptible to an increased risk of loss, including losses due to adverse events that affect the Fund's investments more than the market as a whole, to the extent that the Fund's investments are concentrated in the securities or other assets of one or more issuers, countries or other geographic units, markets, industries, project types, or asset classes.

**Currency Risk.** Because the Fund's NAV is determined in U.S. dollars, the NAV could decline if the currency of the non-U.S. market in which the Fund invests depreciates against the U.S. dollar or if there are delays or limits on the repatriation of foreign currency. Currency exchange rates can be very volatile and can change quickly and unpredictably. As a result, the Fund's NAV may change quickly and without warning. In addition, the Fund may incur costs in connection with conversions between U.S. dollars and foreign currencies.

**Issuer Risk.** The performance of the Fund depends on the performance of individual securities or other assets to which the Fund has exposure. The value of securities or other assets may decline, or perform differently from the market as a whole, due to changes in the financial condition or credit rating of the issuer or counterparty.

**Large-Capitalization Companies Risk.** Large-capitalization companies may be less able than smaller-capitalization companies to adapt to changing market conditions and competitive challenges. Large-capitalization companies may be more mature and subject to more limited growth potential compared with smaller-capitalization companies. The performance of large-capitalization companies could trail the overall performance of the broader securities markets.

**Large Shareholder and Large-Scale Redemption Risk.** Certain shareholders of the Fund, including an Authorized Participant, a third-party investor, the Fund's adviser, an affiliate of the Fund's adviser, a market maker, or another entity, may from time to time own or manage a substantial amount of Fund shares, or may hold their investment in the Fund for a limited period of time. There can be no assurance that any large shareholder or large group of shareholders would not redeem their investment. Redemptions of a large number of Fund shares could require the Fund to dispose of assets to meet the redemption requests, which can accelerate the realization of taxable income and/or capital gains and cause the Fund to make taxable distributions to its shareholders earlier than the Fund otherwise would have. In addition, under certain circumstances, non-redeeming shareholders may be treated as receiving a disproportionately large taxable distribution during or with respect to such year. In some circumstances, the Fund may hold a relatively large proportion of its assets in cash in anticipation of large redemptions, diluting its investment returns. These large redemptions may also force the Fund to sell portfolio securities or other assets when it might not otherwise do so, which may negatively impact the Fund's NAV, increase the Fund's brokerage costs and/or have a material effect on the market price of Fund shares.

**Management Risk.** The Fund generally does not attempt to take defensive positions under any market conditions, including

declining markets. As the Fund will not fully replicate the Underlying Index and may hold securities or other assets not included in the Underlying Index, it is subject to the risk that the investment strategy of BFA may not produce the intended results. There is no guarantee that the Fund's investment results will have a high degree of correlation to those of the Underlying Index or that the Fund will achieve its investment objective.

**Market Trading Risk.** The Fund faces numerous market trading risks, including the potential lack of an active market for Fund shares (including through a trading halt), losses from trading in secondary markets, periods of high volatility, and disruptions in the process of creating and redeeming Fund shares. Any of these factors, among others, may lead to the Fund's shares trading in the secondary market at a premium or discount to NAV or to the intraday value of the Fund's portfolio holdings. If you buy Fund shares at a time when the market price is at a premium to NAV or sell Fund shares at a time when the market price is at a discount to NAV, you may pay significantly more or receive significantly less than the underlying value of the Fund shares.

**National Closed Market Trading Risk.** To the extent that securities or other assets held by the Fund trade on foreign exchanges or in foreign markets that may be closed when the securities exchange on which the Fund's shares trade is open, there are likely to be deviations between such asset's current price and its last quoted price (*i.e.*, the quote from the closed foreign market to the Fund). The impact of a closed foreign market on the Fund is likely to be greater where a large portion of the Fund's holdings trade on a closed foreign market or when a foreign market is closed for unscheduled reasons. These deviations could result in premiums or discounts to the Fund's NAV that may be greater than those experienced by other funds.

**Non-U.S. Securities Risk.** Securities issued by non-U.S. issuers (including depositary receipts) are subject to different legal, regulatory, political, economic, and market risks than securities issued by U.S. issuers. These risks include greater market volatility, less market liquidity, higher transaction costs, expropriation, confiscatory taxation, adverse changes in foreign investment or currency control regulations, restrictions on the repatriation of capital, and political instability. Non-U.S. issuers may be subject to different accounting, audit and financial reporting standards than U.S. issuers, and there may be less publicly available information about non-U.S. issuers. Foreign market trading hours, different clearing and settlement procedures, and holiday schedules may limit the Fund's ability to engage in portfolio transactions. To the extent that investments are made in a limited number of countries, events in those countries will have a more significant impact on the Fund. The Fund is specifically exposed to **Asian Economic Risk**.

**Operational and Technology Risks.** The Fund is directly and indirectly susceptible to operational and technology risks, including those related to human errors, processing errors, communication errors, systems failures, cybersecurity incidents, and the use of artificial intelligence and machine learning ("AI"), which may result in losses for the Fund and its shareholders or may impair the Fund's operations. While the Fund's service providers are required to have appropriate operational, information security and cybersecurity risk management policies and procedures, their methods of risk management may differ

from those of the Fund. Operational and technology risks for the issuers in which the Fund invests could also result in material adverse consequences for such issuers and may cause the Fund's investments in such issuers to lose value.

**Risk of Investing in China.** Investments in Chinese securities, including certain Hong Kong-listed and U.S.-listed securities, are subject to risks specific to China. China may be subject to considerable degrees of economic, political and social instability. Despite economic and market reforms in recent decades, the Chinese government's control over certain sectors and enterprises and significant regulation of investment and industry are still pervasive. Chinese companies are subject to the risk that Chinese authorities can intervene in their operations and structure. Chinese markets generally continue to experience inefficiency, a lack of publicly available information and/or political and social instability and may be subject to volatility and pricing anomalies resulting from governmental influence. Internal social unrest or confrontations with other countries, including military conflicts in response to such events, may disrupt China's economy and markets and result in a greater risk of currency fluctuations, currency non-convertibility, interest rate fluctuations and higher inflation.

China has experienced security concerns, such as terrorism and strained international relations. Additionally, China is alleged to have participated in state-sponsored cyberattacks against foreign companies and foreign governments. Actual and threatened responses to such activity and strained international relations, including purchasing restrictions, sanctions, export controls, tariffs or cyberattacks on the Chinese government or Chinese companies, may impact China's economy and Chinese issuers in which the Fund invests. Incidents involving China's or the region's security may adversely affect the Chinese economy and markets and the Fund's investments.

The Chinese economy is highly reliant on trade. A reduction in spending on Chinese products and services, supply chain diversification, the institution of additional tariffs or other trade barriers (including as a result of heightened trade tensions or a trade war between China and the U.S. or in response to actual or alleged Chinese cyber activity) or a downturn in any of the economies of China's key trading partners may have an adverse impact on the Chinese economy. The Underlying Index may include companies that are subject to economic or trade restrictions (but not investment restrictions) imposed by the U.S. or other governments due to national security, human rights or other concerns of such government. So long as these restrictions do not include restrictions on investments, the Fund is generally expected to invest in such companies, consistent with its objective to track the performance of the Underlying Index.

Chinese companies, including those listed on U.S. exchanges, are not subject to the same degree of regulatory requirements, accounting standards or auditor oversight as companies in more developed countries. As a result, information about the Chinese securities in which the Fund invests may be less reliable or complete. Chinese companies with securities listed on U.S. exchanges may be delisted if they do not meet U.S. accounting standards and auditor oversight requirements, or for other reasons, which would significantly decrease the liquidity and value of the securities. There may be significant obstacles to obtaining

information necessary for investigations into or litigation against Chinese companies, and shareholders may have limited legal remedies.

Many Chinese companies listed on U.S. exchanges use variable interest entities or “VIEs” in their structure as a result of foreign ownership restrictions. Any change in the operations of entities in a VIE structure, the status of VIE contractual arrangements or the legal or regulatory environment in China could result in significant, and possibly permanent and/or total, losses for investments in VIE issuers. The Fund does not select investments based on investor protection considerations.

**Risk of Investing in Developed Countries.** The Fund’s investment in developed country issuers will subject the Fund to legal, regulatory, political, currency, security, economic and other risks associated with developed countries. Developed countries tend to represent a significant portion of the global economy and have generally experienced slower economic growth than some less developed countries. Certain developed countries have experienced security concerns, such as war, terrorism and strained international relations. Incidents involving a country’s or region’s security may cause uncertainty in its markets and may adversely affect its economy and the Fund’s investments. In addition, developed countries may be adversely impacted by changes to the economic conditions of certain key trading partners, regulatory burdens, debt burdens and the price or availability of certain commodities.

**Risk of Investing in the U.S.** Investing in U.S. issuers subjects the Fund to legal, regulatory, political, currency, security, and economic risks that are specific to the U.S. Certain changes in the U.S., such as a weakening of the U.S. economy or a decline in its financial markets, may have an adverse effect on U.S. issuers.

**Securities Lending Risk.** The Fund may engage in securities lending. Securities lending involves the risk that the Fund may lose money because the borrower of the loaned securities fails to return the securities in a timely manner or at all. The Fund could also lose money in the event of a decline in the value of collateral provided for loaned securities or a decline in the value of any investments made with cash collateral. These events could also trigger adverse tax consequences for the Fund.

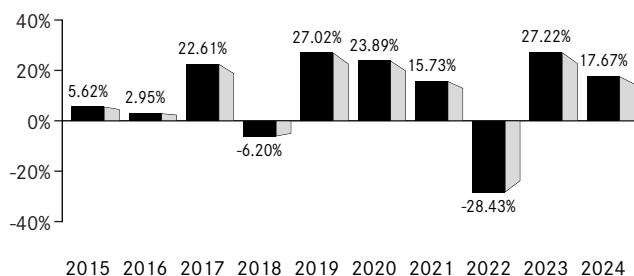
**Tracking Error Risk.** The Fund may be subject to “tracking error,” which is the divergence of the Fund’s performance from that of the Underlying Index. Tracking error may occur due to a number of factors, including differences between the securities and other assets held in the Fund’s portfolio and those included in the Underlying Index; differences in the timing and methodologies used to value securities and other assets; transaction costs and other expenses incurred by the Fund that the Underlying Index does not incur; the Fund’s holding of uninvested cash; differences in the timing of the accrual or the valuation of dividends or interest received by the Fund or distributions paid to Fund shareholders; tax gains or losses; the requirements for the Fund to maintain pass-through tax treatment; portfolio transactions carried out to minimize the distribution of capital gains to shareholders; the acceptance of custom baskets; changes to the Underlying Index; and impacts to the Fund of complying with certain regulatory requirements or limits. Tracking error risk may be heightened during times of increased market volatility or other unusual market conditions. A Fund that tracks an index with exposure to non-U.S. issuers may experience higher tracking error than ETFs that do not track such indexes.

**Valuation Risk.** The price that the Fund could receive upon the sale (or other disposition) of a security or other asset may differ from the Fund’s valuation of the security or other asset, particularly for securities or other assets that trade in low volume or volatile markets or that are valued using a fair value methodology. The price received by the Fund also may differ from the value used by the Underlying Index. In addition, the value of the securities or other assets in the Fund’s portfolio may change on days or during time periods when investors are not able to purchase or sell Fund shares. Authorized Participants that create or redeem Fund shares on days when the Fund is holding fair-valued securities or other assets may receive fewer or more shares, or lower or higher redemption proceeds, than they would have received had the securities or other assets not been fair valued or been valued using a different methodology. The ability to value investments may be impacted by technological issues or errors by pricing services or other third-party service providers.

## Performance Information

The performance information below illustrates how the Fund's performance has varied over different periods and provides some indication of the risks of investing in the Fund. The bar chart shows how the performance of the Fund has varied from one calendar year to another over the periods shown. The table compares the Fund's performance to that of an appropriate broad-based securities market index and the Underlying Index. Fund returns assume the reinvestment of any dividends and distributions. The Fund's returns reflect the impact of any agreements to waive or reimburse expenses, which would reduce performance if not in effect. Past performance (before and after taxes) does not necessarily indicate how the Fund will perform in the future. Updated performance information, including the Fund's current NAV, may be obtained by visiting [www.iShares.com](http://www.iShares.com) or by calling 1-800-iShares (1-800-474-2737) (toll free).

### Calendar Year-by-Year Returns



	<u>Return (%)</u>	<u>Period Ended</u>
<b>Calendar Year-to-Date Return</b>	2.75%	June 30, 2025
<b>During the periods shown in the chart:</b>		
Best Quarter	25.21%	June 30, 2020
Worst Quarter	-24.63%	March 31, 2020

### Average Annual Total Returns (for the periods ended December 31, 2024)

	<u>One Year</u>	<u>Five Years</u>	<u>Ten Years</u>
<b>(Inception Date: 9/12/2006)</b>			
Return Before Taxes	17.67%	8.96%	9.33%
Return After Taxes on Distributions	17.34%	8.71%	9.01%
Return After Taxes on Distributions and Sale of Fund Shares	10.65%	7.05%	7.58%
<b>S&amp;P Global Broad Market Index<sup>1</sup></b> (Returns do not reflect deductions for fees, expenses or taxes)	16.24%	9.44%	8.86%
<b>S&amp;P Global 1200 Consumer Discretionary (Sector) Capped Index<sup>2</sup></b> (Returns do not reflect deductions for fees, expenses or taxes)	18.14%	9.21%	9.52%

<sup>1</sup> The Fund has added this broad-based index in response to new regulatory requirements.

<sup>2</sup> Index returns through September 22, 2019 reflect the performance of the S&P Global 1200 Consumer Discretionary Index. Index returns beginning on September 23, 2019 reflect the performance of the S&P Global Consumer Discretionary (Sector) Capped Index, which, effective as of September 23, 2019, replaced the S&P Global 1200 Consumer Discretionary Index as the Underlying Index of the Fund.

After-tax returns in the table above are calculated using the historical highest individual U.S. federal marginal income tax rates and do not reflect the impact of state or local taxes. Actual after-tax returns depend on an investor's tax situation and may differ from those shown, and after-tax returns shown are not relevant to tax-exempt investors or investors who hold shares through tax-deferred arrangements, such as 401(k) plans or individual retirement accounts ("IRAs"). Fund returns after taxes on distributions and sales of Fund shares are calculated assuming that an investor has sufficient capital gains of the same character from other investments to offset any capital losses from the sales of Fund shares. As a result, Fund returns after taxes on distributions and sales of Fund shares may exceed Fund returns before taxes and/or returns after taxes on distributions.

## Management

**Investment Adviser.** BlackRock Fund Advisors.

**Portfolio Managers.** Jennifer Hsui, Matt Waldron, Peter Sietsema and Steven White (the “Portfolio Managers”) are primarily responsible for the day-to-day management of the Fund. Each Portfolio Manager supervises a portfolio management team. Ms. Hsui has been a Portfolio Manager of the Fund since 2012. Mr. Waldron, Mr. Sietsema and Mr. White have been Portfolio Managers of the Fund since 2025.

## Purchase and Sale of Fund Shares

The Fund is an ETF. Individual shares of the Fund may only be bought and sold in the secondary market through a broker-dealer. Because ETF shares trade at market prices rather than at NAV, shares may trade at a price greater than NAV (a premium) or less than NAV (a discount). An investor may incur costs attributable to the difference between the highest price a buyer is willing to pay to purchase shares of the Fund (bid) and the lowest price a seller is willing to accept for shares of the Fund (ask) when buying or selling shares in the secondary market (the “bid-ask spread”).

## Tax Information

The Fund intends to make distributions that may be taxable to you as ordinary income or capital gains, unless you are investing through a tax-deferred arrangement such as a 401(k) plan or an IRA, in which case, your distributions generally will be taxed when withdrawn.

## Payments to Broker-Dealers and Other Financial Intermediaries

If you purchase shares of the Fund through a broker-dealer or other financial intermediary (such as a bank), BFA or other related companies may pay the intermediary for marketing activities and presentations, educational training programs, conferences, the development of technology platforms and reporting systems or other services related to the sale or promotion of the Fund. These payments may create a conflict of interest by influencing the broker-dealer or other intermediary and your salesperson to recommend the Fund over another investment. Ask your salesperson or visit your financial intermediary’s website for more information.

# iSHARES<sup>®</sup> GLOBAL CONSUMER STAPLES ETF

Ticker: KXI

Stock Exchange: NYSE Arca

## Investment Objective

The iShares Global Consumer Staples ETF (the “Fund”) seeks to track the investment results of an index composed of global equities in the consumer staples sector.

## Fees and Expenses

The following table describes the fees and expenses that you will incur if you buy, hold and sell shares of the Fund. The investment advisory agreement between iShares Trust (the “Trust”) and BlackRock Fund Advisors (“BFA”) (the “Investment Advisory Agreement”) provides that BFA will pay all operating expenses of the Fund, except: (i) the management fees, (ii) interest expenses, (iii) taxes, (iv) expenses incurred with respect to the acquisition and disposition of portfolio securities and the execution of portfolio transactions, including brokerage commissions, (v) distribution fees or expenses, and (vi) litigation expenses and any extraordinary expenses.

**You may pay other fees, such as brokerage commissions and other fees to financial intermediaries, which are not reflected in the tables and examples below.**

Annual Fund Operating Expenses (ongoing expenses that you pay each year as a percentage of the value of your investments) <sup>1</sup>			
<u>Management Fees</u>	<u>Distribution and Service (12b-1) Fees</u>	<u>Other Expenses<sup>2</sup></u>	<u>Total Annual Fund Operating Expenses<sup>3</sup></u>
0.39%	None	0.00%	0.39%

<sup>1</sup> Operating expenses paid by BFA under the Investment Advisory Agreement exclude acquired fund fees and expenses, if any.

<sup>2</sup> The amount rounded to 0.00%. Professional fees for foreign withholding tax claims that occurred during the most recent fiscal year have been restated to reflect expected fees in the current year.

<sup>3</sup> Total Annual Fund Operating Expenses do not correlate to the ratios in the Fund’s most recent annual report, which do not include the restatement of Other Expenses to reflect current fees.

**Example.** This Example is intended to help you compare the cost of owning shares of the Fund with the cost of investing in other funds. The Example assumes that you invest \$10,000 in the Fund for the time periods indicated and then sell all of your shares at the end of those periods. The Example also assumes that your investment has a 5% return each year and that the Fund’s operating expenses remain the same. Although your actual costs may be higher or lower, based on these assumptions, your costs would be:

<u>1 Year</u>	<u>3 Years</u>	<u>5 Years</u>	<u>10 Years</u>
\$40	\$125	\$219	\$493

**Portfolio Turnover.** The Fund may pay transaction costs, such as commissions, when it buys and sells securities (or “turns over” its portfolio). A higher portfolio turnover rate may indicate higher transaction costs and may result in higher taxes when Fund shares are held in a taxable account. These costs, which are not reflected in the Annual Fund Operating Expenses or in the Example, affect the Fund’s performance. During the most recent fiscal year, the Fund’s portfolio turnover rate was 20% of the average value of its portfolio.

## Principal Investment Strategies

The Fund seeks to track the investment results of the S&P Global 1200 Consumer Staples (Sector) Capped Index (the “Underlying Index”), which is designed to measure the performance of global equities in the consumer staples sector (as determined by S&P Dow Jones Indices LLC (the “Index Provider” or “SPDJL”). The Underlying Index uses a capping methodology to limit the weight of the securities of any single issuer (as determined by SPDJI) to a maximum of 10% of the Underlying Index. Additionally, the capping methodology limits the sum of the weights of the securities of all issuers that individually constitute more than 5% of the weight of the Underlying Index to a maximum of 25% of the weight of the Underlying Index in the aggregate. In order to implement this capping methodology, the Underlying Index rebalances quarterly to limit: (i) the weight of any single issuer to a maximum of 10%, and (ii) the aggregate weight of all issuers that individually exceed 4.50% of the Underlying Index weight to maximum of 22.50%. Between scheduled quarterly index reviews, the Underlying Index is rebalanced at the end of any day on which all issuers that individually constitute more than 5% of the weight of the Underlying Index collectively represent more than 25% of the weight of the Underlying Index in the aggregate. In implementing this capping methodology, SPDJI may consider two or more companies as belonging to the same issuer where there is reasonable evidence of common control. The Underlying Index is a subset of the S&P Global 1200™, which is designed to measure the performance of large-capitalization stocks from major global markets, as determined by SPDJI.

As of March 31, 2025, a significant portion of the Underlying Index is represented by securities of companies in the consumer goods and services industry or sector. The components of the Underlying Index are likely to change over time. As of March 31, 2025, the Underlying Index was composed of securities of companies in the following countries: Australia, Belgium, Brazil, Canada, Chile, Denmark, Finland, France, Germany, Ireland, Japan, Mexico, the Netherlands, Norway, Portugal, Sweden, Switzerland, the United Kingdom (the “U.K.”) and the U.S.

BFA uses an indexing approach to try to achieve the Fund’s investment objective. The Fund does not try to “beat” the index it tracks and does not seek temporary defensive positions when markets decline or appear overvalued.

Indexing may eliminate the chance that the Fund will substantially outperform the Underlying Index but also may reduce some of the risks of active management, such as poor security selection. Indexing seeks to achieve lower costs and better after-tax performance by aiming to keep portfolio turnover low in comparison to actively managed investment companies.

BFA uses a representative sampling indexing strategy to manage the Fund. “Representative sampling” is an indexing strategy that involves investing in a representative sample of securities that collectively has an investment profile similar to that of an applicable underlying index. The securities selected are expected to have, in the aggregate, investment characteristics (based on factors such as market capitalization and industry weightings), fundamental characteristics (such as return variability and yield) and liquidity measures similar to those of an applicable underlying index. The Fund may or may not hold all of the securities in the Underlying Index.

The Fund generally will invest at least 80% of its assets in the component securities of its Underlying Index and in investments that have economic characteristics that are substantially identical to the component securities of its Underlying Index (*i.e.*, depositary receipts representing securities of the Underlying Index) and may invest up to 20% of its assets in certain futures, options and swap contracts, cash and cash equivalents, including shares of money market funds advised by BFA or its affiliates, as well as in securities not included in the Underlying Index, but which BFA believes will help the Fund track the Underlying Index. Cash and cash equivalent investments associated with a derivative position will be treated as part of that position for the purposes of calculating the percentage of investments included in the Underlying Index. The Fund seeks to track the investment results of the Underlying Index before fees and expenses of the Fund.

The Fund may lend securities representing up to one-third of the value of the Fund’s total assets (including the value of any collateral received).

The Underlying Index is a product of SPDJI, which is independent of the Fund and BFA. The Index Provider determines the composition and relative weightings of the securities in the Underlying Index and publishes information regarding the market value of the Underlying Index.

**Industry Concentration Policy.** The Fund will concentrate its investments (*i.e.*, hold 25% or more of its total assets) in a particular industry or group of industries to approximately the same extent that the Underlying Index is concentrated. For purposes of this limitation, securities of the U.S. government (including its agencies and instrumentalities) and repurchase agreements collateralized by U.S. government securities are not considered to be issued by members of any industry.

## Summary of Principal Risks

As with any investment, you could lose all or part of your investment in the Fund, and the Fund’s performance could trail that of other investments. The Fund is subject to certain risks, including the principal risks noted below any of which may adversely affect the Fund’s net asset value per share (“NAV”), trading price, yield, total return and ability to meet its investment objective. Certain key risks are prioritized below (with others following in alphabetical order), but the relative significance of any risk is difficult to predict and may change over time. You should review each risk factor carefully.

**Consumer Goods and Services Companies Risk.** Consumer goods and services companies (“consumer companies”) face risks

related to changes in consumer preferences and disposable income, commodity prices, government regulation, supply chain disruptions, damage to brand or reputation, economic slowdown and labor shortages, among other things.

**Equity Securities Risk.** Equity securities are subject to changes in value, and their values may be more volatile than those of other asset classes. The value of a security may decline for a number of reasons that may directly relate to the issuer as well as due to general industry or market conditions. Common stock is subordinated to preferred securities and debt in a company's capital structure. Common stock has the lowest priority, and the greatest risk, with respect to dividends and any liquidation payments in the event of an issuer's bankruptcy.

**Market Risk.** The Fund could lose money over short periods due to short-term market movements and over longer periods during more prolonged market downturns. Local, regional or global events such as war, acts of terrorism, pandemics or other public health issues, recessions, the prospect or occurrence of a sovereign default or other financial crisis, or other events could have a significant impact on the Fund and its investments and could result in increased premiums or discounts to the Fund's NAV.

**Index-Related Risk.** The Index Provider may rely on various sources of information to assess the criteria of components of the Underlying Index, including information that may be based on assumptions and estimates. Neither the Fund nor BFA can offer assurances that the Index Provider's methodology or sources of information will provide an accurate assessment of included components or will result in the Fund meeting its investment objective. Errors in index data, index computations or the construction of the Underlying Index in accordance with its methodology may occur, and the Index Provider may not identify or correct them promptly or at all, which may have an adverse impact on the Fund and its shareholders. Unusual market conditions or other unforeseen circumstances (such as natural disasters, political unrest or war) may impact the Index Provider or a third-party data provider and could cause the Index Provider to postpone a scheduled rebalance. This could cause the Underlying Index to vary from its normal or expected composition.

**Asset Class Risk.** The securities and other assets in the Underlying Index or in the Fund's portfolio may underperform in comparison to financial markets generally, a particular financial market, another index, or other asset classes.

**Authorized Participant Concentration Risk.** An "Authorized Participant" is a member or participant of a clearing agency registered with the SEC, which has a written agreement with the Fund or one of its service providers that allows the Authorized Participant to place orders for the purchase and redemption of creation units ("Creation Units"). Only an Authorized Participant may engage in creation or redemption transactions directly with the Fund. There are a limited number of institutions that may act as Authorized Participants for the Fund, including on an agency basis on behalf of other market participants. No Authorized Participant is obligated to engage in creation or redemption transactions. To the extent that Authorized Participants exit the business or do not place creation or redemption orders for the Fund and no other Authorized Participant places orders, Fund

shares are more likely to trade at a premium or discount to NAV and possibly face trading halts or delisting.

**Concentration Risk.** The Fund may be susceptible to an increased risk of loss, including losses due to adverse events that affect the Fund's investments more than the market as a whole, to the extent that the Fund's investments are concentrated in the securities or other assets of one or more issuers, countries or other geographic units, markets, industries, project types, or asset classes.

**Currency Risk.** Because the Fund's NAV is determined in U.S. dollars, the NAV could decline if the currency of the non-U.S. market in which the Fund invests depreciates against the U.S. dollar or if there are delays or limits on the repatriation of foreign currency. Currency exchange rates can be very volatile and can change quickly and unpredictably. As a result, the Fund's NAV may change quickly and without warning. In addition, the Fund may incur costs in connection with conversions between U.S. dollars and foreign currencies.

**Issuer Risk.** The performance of the Fund depends on the performance of individual securities or other assets to which the Fund has exposure. The value of securities or other assets may decline, or perform differently from the market as a whole, due to changes in the financial condition or credit rating of the issuer or counterparty.

**Large-Capitalization Companies Risk.** Large-capitalization companies may be less able than smaller-capitalization companies to adapt to changing market conditions and competitive challenges. Large-capitalization companies may be more mature and subject to more limited growth potential compared with smaller-capitalization companies. The performance of large-capitalization companies could trail the overall performance of the broader securities markets.

**Large Shareholder and Large-Scale Redemption Risk.** Certain shareholders of the Fund, including an Authorized Participant, a third-party investor, the Fund's adviser, an affiliate of the Fund's adviser, a market maker, or another entity, may from time to time own or manage a substantial amount of Fund shares, or may hold their investment in the Fund for a limited period of time. There can be no assurance that any large shareholder or large group of shareholders would not redeem their investment. Redemptions of a large number of Fund shares could require the Fund to dispose of assets to meet the redemption requests, which can accelerate the realization of taxable income and/or capital gains and cause the Fund to make taxable distributions to its shareholders earlier than the Fund otherwise would have. In addition, under certain circumstances, non-redeeming shareholders may be treated as receiving a disproportionately large taxable distribution during or with respect to such year. In some circumstances, the Fund may hold a relatively large proportion of its assets in cash in anticipation of large redemptions, diluting its investment returns. These large redemptions may also force the Fund to sell portfolio securities or other assets when it might not otherwise do so, which may negatively impact the Fund's NAV, increase the Fund's brokerage costs and/or have a material effect on the market price of Fund shares.

**Management Risk.** The Fund generally does not attempt to take defensive positions under any market conditions, including

declining markets. As the Fund will not fully replicate the Underlying Index and may hold securities or other assets not included in the Underlying Index, it is subject to the risk that the investment strategy of BFA may not produce the intended results. There is no guarantee that the Fund's investment results will have a high degree of correlation to those of the Underlying Index or that the Fund will achieve its investment objective.

**Market Trading Risk.** The Fund faces numerous market trading risks, including the potential lack of an active market for Fund shares (including through a trading halt), losses from trading in secondary markets, periods of high volatility, and disruptions in the process of creating and redeeming Fund shares. Any of these factors, among others, may lead to the Fund's shares trading in the secondary market at a premium or discount to NAV or to the intraday value of the Fund's portfolio holdings. If you buy Fund shares at a time when the market price is at a premium to NAV or sell Fund shares at a time when the market price is at a discount to NAV, you may pay significantly more or receive significantly less than the underlying value of the Fund shares.

**National Closed Market Trading Risk.** To the extent that securities or other assets held by the Fund trade on foreign exchanges or in foreign markets that may be closed when the securities exchange on which the Fund's shares trade is open, there are likely to be deviations between such asset's current price and its last quoted price (*i.e.*, the quote from the closed foreign market to the Fund). The impact of a closed foreign market on the Fund is likely to be greater where a large portion of the Fund's holdings trade on a closed foreign market or when a foreign market is closed for unscheduled reasons. These deviations could result in premiums or discounts to the Fund's NAV that may be greater than those experienced by other funds.

**Non-U.S. Securities Risk.** Securities issued by non-U.S. issuers (including depositary receipts) are subject to different legal, regulatory, political, economic, and market risks than securities issued by U.S. issuers. These risks include greater market volatility, less market liquidity, higher transaction costs, expropriation, confiscatory taxation, adverse changes in foreign investment or currency control regulations, restrictions on the repatriation of capital, and political instability. Non-U.S. issuers may be subject to different accounting, audit and financial reporting standards than U.S. issuers, and there may be less publicly available information about non-U.S. issuers. Foreign market trading hours, different clearing and settlement procedures, and holiday schedules may limit the Fund's ability to engage in portfolio transactions. To the extent that investments are made in a limited number of countries, events in those countries will have a more significant impact on the Fund. The Fund is specifically exposed to **European Economic Risk**.

**Operational and Technology Risks.** The Fund is directly and indirectly susceptible to operational and technology risks, including those related to human errors, processing errors, communication errors, systems failures, cybersecurity incidents, and the use of artificial intelligence and machine learning ("AI"), which may result in losses for the Fund and its shareholders or may impair the Fund's operations. While the Fund's service providers are required to have appropriate operational, information security and cybersecurity risk management policies and procedures, their methods of risk management may differ

from those of the Fund. Operational and technology risks for the issuers in which the Fund invests could also result in material adverse consequences for such issuers and may cause the Fund's investments in such issuers to lose value.

**Risk of Investing in Developed Countries.** The Fund's investment in developed country issuers will subject the Fund to legal, regulatory, political, currency, security, economic and other risks associated with developed countries. Developed countries tend to represent a significant portion of the global economy and have generally experienced slower economic growth than some less developed countries. Certain developed countries have experienced security concerns, such as war, terrorism and strained international relations. Incidents involving a country's or region's security may cause uncertainty in its markets and may adversely affect its economy and the Fund's investments. In addition, developed countries may be adversely impacted by changes to the economic conditions of certain key trading partners, regulatory burdens, debt burdens and the price or availability of certain commodities.

**Risk of Investing in the U.S.** Investing in U.S. issuers subjects the Fund to legal, regulatory, political, currency, security, and economic risks that are specific to the U.S. Certain changes in the U.S., such as a weakening of the U.S. economy or a decline in its financial markets, may have an adverse effect on U.S. issuers.

**Securities Lending Risk.** The Fund may engage in securities lending. Securities lending involves the risk that the Fund may lose money because the borrower of the loaned securities fails to return the securities in a timely manner or at all. The Fund could also lose money in the event of a decline in the value of collateral provided for loaned securities or a decline in the value of any investments made with cash collateral. These events could also trigger adverse tax consequences for the Fund.

**Tracking Error Risk.** The Fund may be subject to "tracking error," which is the divergence of the Fund's performance from that of the Underlying Index. Tracking error may occur due to a number of factors, including differences between the securities and other assets held in the Fund's portfolio and those included in the Underlying Index; differences in the timing and methodologies used to value securities and other assets; transaction costs and other expenses incurred by the Fund that the Underlying Index does not incur; the Fund's holding of uninvested cash; differences in the timing of the accrual or the valuation of dividends or interest received by the Fund or distributions paid to Fund shareholders; tax gains or losses; the requirements for the Fund to maintain pass-through tax treatment; portfolio transactions carried out to minimize the distribution of capital gains to shareholders; the acceptance of custom baskets; changes to the Underlying Index; and impacts to the Fund of complying with certain regulatory requirements or limits. Tracking error risk may be heightened during times of increased market volatility or other unusual market conditions. A Fund that tracks an index with exposure to non-U.S. issuers may experience higher tracking error than ETFs that do not track such indexes.

**Valuation Risk.** The price that the Fund could receive upon the sale (or other disposition) of a security or other asset may differ from the Fund's valuation of the security or other asset, particularly for securities or other assets that trade in low volume or volatile markets or that are valued using a fair value methodology. The price received by the Fund also may differ from the value used by the Underlying Index. In addition, the value of the securities or other assets in the Fund's portfolio may change

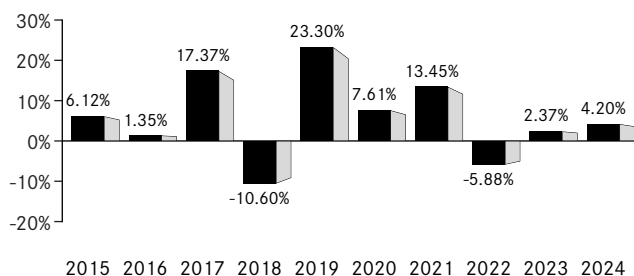
on days or during time periods when investors are not able to purchase or sell Fund shares. Authorized Participants that create or redeem Fund shares on days when the Fund is holding fair-valued securities or other assets may receive fewer or more shares, or lower or higher redemption proceeds, than they would

have received had the securities or other assets not been fair valued or been valued using a different methodology. The ability to value investments may be impacted by technological issues or errors by pricing services or other third-party service providers.

## Performance Information

The performance information below illustrates how the Fund's performance has varied over different periods and provides some indication of the risks of investing in the Fund. The bar chart shows how the performance of the Fund has varied from one calendar year to another over the periods shown. The table compares the Fund's performance to that of an appropriate broad-based securities market index and the Underlying Index. Fund returns assume the reinvestment of any dividends and distributions. The Fund's returns reflect the impact of any agreements to waive or reimburse expenses, which would reduce performance if not in effect. Past performance (before and after taxes) does not necessarily indicate how the Fund will perform in the future. Updated performance information, including the Fund's current NAV, may be obtained by visiting [www.iShares.com](http://www.iShares.com) or by calling 1-800-iShares (1-800-474-2737) (toll free).

### Calendar Year-by-Year Returns



	<u>Return (%)</u>	<u>Period Ended</u>
<b>Calendar Year-to-Date Return</b>	9.68%	June 30, 2025
<b>During the periods shown in the chart:</b>		
Best Quarter	12.26%	December 31, 2022
Worst Quarter	-13.69%	March 31, 2020

### Average Annual Total Returns (for the periods ended December 31, 2024)

	<u>One Year</u>	<u>Five Years</u>	<u>Ten Years</u>
<b>(Inception Date: 9/12/2006)</b>			
Return Before Taxes	4.20%	4.16%	5.49%
Return After Taxes on Distributions	3.60%	3.55%	4.89%
Return After Taxes on Distributions and Sale of Fund Shares	2.93%	3.19%	4.30%
<b>S&amp;P Global Broad Market Index<sup>1</sup></b> (Returns do not reflect deductions for fees, expenses or taxes)	16.24%	9.44%	8.86%
<b>S&amp;P Global 1200 Consumer Staples (Sector) Capped Index<sup>2</sup></b> (Returns do not reflect deductions for fees, expenses or taxes)	4.09%	4.06%	5.40%

<sup>1</sup> The Fund has added this broad-based index in response to new regulatory requirements.

<sup>2</sup> Index returns through June 23, 2019 reflect the performance of the S&P Global 1200 Consumer Staples Sector Index. Index returns beginning on June 24, 2019 reflect the performance of the S&P Global 1200 Consumer Staples (Sector) Capped Index, which, effective as of June 24, 2019, replaced the S&P Global 1200 Consumer Staples Sector Index as the Underlying Index of the Fund.

After-tax returns in the table above are calculated using the historical highest individual U.S. federal marginal income tax rates and do not reflect the impact of state or local taxes. Actual after-tax returns depend on an investor's tax situation and may differ from those shown, and after-tax returns shown are not relevant to tax-exempt investors or investors who hold shares through tax-deferred arrangements, such as 401(k) plans or individual retirement accounts ("IRAs"). Fund returns after taxes on distributions and sales of Fund shares are calculated assuming that an investor has sufficient capital gains of the same character from other investments to offset any capital losses from the sales of Fund shares. As a result, Fund returns after taxes on distributions and sales of Fund shares may exceed Fund returns before taxes and/or returns after taxes on distributions.

## Management

**Investment Adviser.** BlackRock Fund Advisors.

**Portfolio Managers.** Jennifer Hsui, Matt Waldron, Peter Sietsema and Steven White (the “Portfolio Managers”) are primarily responsible for the day-to-day management of the Fund. Each Portfolio Manager supervises a portfolio management team. Ms. Hsui has been a Portfolio Manager of the Fund since 2012. Mr. Waldron, Mr. Sietsema and Mr. White have been Portfolio Managers of the Fund since 2025.

## Purchase and Sale of Fund Shares

The Fund is an ETF. Individual shares of the Fund may only be bought and sold in the secondary market through a broker-dealer. Because ETF shares trade at market prices rather than at NAV, shares may trade at a price greater than NAV (a premium) or less than NAV (a discount). An investor may incur costs attributable to the difference between the highest price a buyer is willing to pay to purchase shares of the Fund (bid) and the lowest price a seller is willing to accept for shares of the Fund (ask) when buying or selling shares in the secondary market (the “bid-ask spread”).

## Tax Information

The Fund intends to make distributions that may be taxable to you as ordinary income or capital gains, unless you are investing through a tax-deferred arrangement such as a 401(k) plan or an IRA, in which case, your distributions generally will be taxed when withdrawn.

## Payments to Broker-Dealers and Other Financial Intermediaries

If you purchase shares of the Fund through a broker-dealer or other financial intermediary (such as a bank), BFA or other related companies may pay the intermediary for marketing activities and presentations, educational training programs, conferences, the development of technology platforms and reporting systems or other services related to the sale or promotion of the Fund. These payments may create a conflict of interest by influencing the broker-dealer or other intermediary and your salesperson to recommend the Fund over another investment. Ask your salesperson or visit your financial intermediary’s website for more information.

# iSHARES<sup>®</sup> GLOBAL ENERGY ETF

Ticker: IXC

Stock Exchange: NYSE Arca

## Investment Objective

The iShares Global Energy ETF (the “Fund”) seeks to track the investment results of an index composed of global equities in the energy sector.

## Fees and Expenses

The following table describes the fees and expenses that you will incur if you buy, hold and sell shares of the Fund. The investment advisory agreement between iShares Trust (the “Trust”) and BlackRock Fund Advisors (“BFA”) (the “Investment Advisory Agreement”) provides that BFA will pay all operating expenses of the Fund, except: (i) the management fees, (ii) interest expenses, (iii) taxes, (iv) expenses incurred with respect to the acquisition and disposition of portfolio securities and the execution of portfolio transactions, including brokerage commissions, (v) distribution fees or expenses, and (vi) litigation expenses and any extraordinary expenses.

**You may pay other fees, such as brokerage commissions and other fees to financial intermediaries, which are not reflected in the tables and examples below.**

Annual Fund Operating Expenses (ongoing expenses that you pay each year as a percentage of the value of your investments) <sup>1</sup>			
<u>Management Fees</u>	<u>Distribution and Service (12b-1) Fees</u>	<u>Other Expenses</u>	<u>Total Annual Fund Operating Expenses</u>
0.39%	None	0.01%	0.40%

<sup>1</sup> Operating expenses paid by BFA under the Investment Advisory Agreement exclude acquired fund fees and expenses, if any.

**Example.** This Example is intended to help you compare the cost of owning shares of the Fund with the cost of investing in other funds. The Example assumes that you invest \$10,000 in the Fund for the time periods indicated and then sell all of your shares at the end of those periods. The Example also assumes that your investment has a 5% return each year and that the Fund’s operating expenses remain the same. Although your actual costs may be higher or lower, based on these assumptions, your costs would be:

<u>1 Year</u>	<u>3 Years</u>	<u>5 Years</u>	<u>10 Years</u>
\$41	\$128	\$224	\$505

**Portfolio Turnover.** The Fund may pay transaction costs, such as commissions, when it buys and sells securities (or “turns over” its portfolio). A higher portfolio turnover rate may indicate higher transaction costs and may result in higher taxes when Fund shares are held in a taxable account. These costs, which are not reflected in the Annual Fund Operating Expenses or in the Example, affect the Fund’s performance. During the most recent fiscal year, the Fund’s portfolio turnover rate was 8% of the average value of its portfolio.

## Principal Investment Strategies

The Fund seeks to track the investment results of the S&P Global 1200 Energy 4.5/22.5/45 Capped Index™ (the “Underlying Index”), which is designed to measure the performance of global equities in the energy sector. The Underlying Index is a subset of the S&P Global 1200, which is designed to measure the performance of large-capitalization stocks from major global markets, as determined by S&P Dow Jones Indices LLC (the “Index Provider” or “SPDJ”).

The Underlying Index uses a capping methodology to limit the weight of the securities of any single issuer (as determined by SPDJ) to a maximum of 25% of the Underlying Index. Additionally, the capping methodology limits the sum of the weights of the securities of all issuers that individually constitute more than 5% of the weight of the Underlying Index to a maximum of 50% of the weight of the Underlying Index in the aggregate. In order to implement this capping methodology, the Underlying Index constrains at quarterly rebalance: (i) the weight of any single issuer to a maximum of 22.5%, and (ii) the aggregate weight of all issuers that individually exceed 4.5% of the index weight to a maximum of 45%. In implementing this capping methodology, SPDJ may consider two or more companies as belonging to the same issuer where there is reasonable evidence of common control.

As of March 31, 2025, a significant portion of the Underlying Index is represented by securities of companies in the energy industry or sector. The components of the Underlying Index are likely to change over time. As of March 31, 2025, the Underlying Index was composed of securities of companies in the following countries: Australia, Austria, Brazil, Canada, China, Colombia, Finland, France, Italy, Japan, Norway, Portugal, Spain, the United Kingdom (the “U.K.”) and the U.S.

BFA uses an indexing approach to try to achieve the Fund’s investment objective. The Fund does not try to “beat” the index it tracks and does not seek temporary defensive positions when markets decline or appear overvalued.

Indexing may eliminate the chance that the Fund will substantially outperform the Underlying Index but also may reduce some of the risks of active management, such as poor security selection. Indexing seeks to achieve lower costs and better after-tax performance by aiming to keep portfolio turnover low in comparison to actively managed investment companies.

BFA uses a representative sampling indexing strategy to manage the Fund. “Representative sampling” is an indexing strategy that involves investing in a representative sample of securities that collectively has an investment profile similar to that of an applicable underlying index. The securities selected are expected

to have, in the aggregate, investment characteristics (based on factors such as market capitalization and industry weightings), fundamental characteristics (such as return variability and yield) and liquidity measures similar to those of an applicable underlying index. The Fund may or may not hold all of the securities in the Underlying Index.

The Fund generally will invest at least 80% of its assets in the component securities of its Underlying Index and in investments that have economic characteristics that are substantially identical to the component securities of its Underlying Index (*i.e.*, depositary receipts representing securities of the Underlying Index) and may invest up to 20% of its assets in certain futures, options and swap contracts, cash and cash equivalents, including shares of money market funds advised by BFA or its affiliates, as well as in securities not included in the Underlying Index, but which BFA believes will help the Fund track the Underlying Index. Cash and cash equivalent investments associated with a derivative position will be treated as part of that position for the purposes of calculating the percentage of investments included in the Underlying Index. The Fund seeks to track the investment results of the Underlying Index before fees and expenses of the Fund.

The Fund may lend securities representing up to one-third of the value of the Fund’s total assets (including the value of any collateral received).

The Underlying Index is a product of SPDJ, which is independent of the Fund and BFA. The Index Provider determines the composition and relative weightings of the securities in the Underlying Index and publishes information regarding the market value of the Underlying Index.

**Industry Concentration Policy.** The Fund will concentrate its investments (*i.e.*, hold 25% or more of its total assets) in a particular industry or group of industries to approximately the same extent that the Underlying Index is concentrated. For purposes of this limitation, securities of the U.S. government (including its agencies and instrumentalities) and repurchase agreements collateralized by U.S. government securities are not considered to be issued by members of any industry.

## Summary of Principal Risks

As with any investment, you could lose all or part of your investment in the Fund, and the Fund’s performance could trail that of other investments. The Fund is subject to certain risks, including the principal risks noted below any of which may adversely affect the Fund’s net asset value per share (“NAV”), trading price, yield, total return and ability to meet its investment objective. Certain key risks are prioritized below (with others following in alphabetical order), but the relative significance of any risk is difficult to predict and may change over time. You should review each risk factor carefully.

**Energy Companies Risk.** Companies in the energy sector may be adversely affected by volatility in energy and commodity prices, lower demand, overproduction, depletion of resources, social and political unrest, war, trade disputes, government regulations and energy transition efforts, among other factors. The energy sector is cyclical and can be significantly impacted by changes in economic conditions. Some energy companies, such as those in

the oil and gas sector, face substantial costs related to exploration and production and significant operational risks. Energy companies are at risk of environmental damage claims and other litigation.

**Equity Securities Risk.** Equity securities are subject to changes in value, and their values may be more volatile than those of other asset classes. The value of a security may decline for a number of reasons that may directly relate to the issuer as well as due to general industry or market conditions. Common stock is subordinated to preferred securities and debt in a company's capital structure. Common stock has the lowest priority, and the greatest risk, with respect to dividends and any liquidation payments in the event of an issuer's bankruptcy.

**Market Risk.** The Fund could lose money over short periods due to short-term market movements and over longer periods during more prolonged market downturns. Local, regional or global events such as war, acts of terrorism, pandemics or other public health issues, recessions, the prospect or occurrence of a sovereign default or other financial crisis, or other events could have a significant impact on the Fund and its investments and could result in increased premiums or discounts to the Fund's NAV.

**Index-Related Risk.** The Index Provider may rely on various sources of information to assess the criteria of components of the Underlying Index, including information that may be based on assumptions and estimates. Neither the Fund nor BFA can offer assurances that the Index Provider's methodology or sources of information will provide an accurate assessment of included components or will result in the Fund meeting its investment objective. Errors in index data, index computations or the construction of the Underlying Index in accordance with its methodology may occur, and the Index Provider may not identify or correct them promptly or at all, which may have an adverse impact on the Fund and its shareholders. Unusual market conditions or other unforeseen circumstances (such as natural disasters, political unrest or war) may impact the Index Provider or a third-party data provider and could cause the Index Provider to postpone a scheduled rebalance. This could cause the Underlying Index to vary from its normal or expected composition.

**Asset Class Risk.** The securities and other assets in the Underlying Index or in the Fund's portfolio may underperform in comparison to financial markets generally, a particular financial market, another index, or other asset classes.

**Authorized Participant Concentration Risk.** An "Authorized Participant" is a member or participant of a clearing agency registered with the SEC, which has a written agreement with the Fund or one of its service providers that allows the Authorized Participant to place orders for the purchase and redemption of creation units ("Creation Units"). Only an Authorized Participant may engage in creation or redemption transactions directly with the Fund. There are a limited number of institutions that may act as Authorized Participants for the Fund, including on an agency basis on behalf of other market participants. No Authorized Participant is obligated to engage in creation or redemption transactions. To the extent that Authorized Participants exit the business or do not place creation or redemption orders for the Fund and no other Authorized Participant places orders, Fund

shares are more likely to trade at a premium or discount to NAV and possibly face trading halts or delisting.

**Commodity Risk.** The Fund's investments in certain companies, especially resource extraction and production companies, are sensitive to fluctuations in certain commodity markets and to price changes due to trade relations, and changes in those markets may cause the Fund's portfolio to lose value.

**Concentration Risk.** The Fund may be susceptible to an increased risk of loss, including losses due to adverse events that affect the Fund's investments more than the market as a whole, to the extent that the Fund's investments are concentrated in the securities or other assets of one or more issuers, countries or other geographic units, markets, industries, project types, or asset classes.

**Currency Risk.** Because the Fund's NAV is determined in U.S. dollars, the NAV could decline if the currency of the non-U.S. market in which the Fund invests depreciates against the U.S. dollar or if there are delays or limits on the repatriation of foreign currency. Currency exchange rates can be very volatile and can change quickly and unpredictably. As a result, the Fund's NAV may change quickly and without warning. In addition, the Fund may incur costs in connection with conversions between U.S. dollars and foreign currencies.

**Issuer Risk.** The performance of the Fund depends on the performance of individual securities or other assets to which the Fund has exposure. The value of securities or other assets may decline, or perform differently from the market as a whole, due to changes in the financial condition or credit rating of the issuer or counterparty.

**Large-Capitalization Companies Risk.** Large-capitalization companies may be less able than smaller-capitalization companies to adapt to changing market conditions and competitive challenges. Large-capitalization companies may be more mature and subject to more limited growth potential compared with smaller-capitalization companies. The performance of large-capitalization companies could trail the overall performance of the broader securities markets.

**Large Shareholder and Large-Scale Redemption Risk.** Certain shareholders of the Fund, including an Authorized Participant, a third-party investor, the Fund's adviser, an affiliate of the Fund's adviser, a market maker, or another entity, may from time to time own or manage a substantial amount of Fund shares, or may hold their investment in the Fund for a limited period of time. There can be no assurance that any large shareholder or large group of shareholders would not redeem their investment. Redemptions of a large number of Fund shares could require the Fund to dispose of assets to meet the redemption requests, which can accelerate the realization of taxable income and/or capital gains and cause the Fund to make taxable distributions to its shareholders earlier than the Fund otherwise would have. In addition, under certain circumstances, non-redeeming shareholders may be treated as receiving a disproportionately large taxable distribution during or with respect to such year. In some circumstances, the Fund may hold a relatively large proportion of its assets in cash in anticipation of large redemptions, diluting its investment returns. These large redemptions may also force the Fund to sell portfolio securities or other assets when it might not otherwise do so,

which may negatively impact the Fund's NAV, increase the Fund's brokerage costs and/or have a material effect on the market price of Fund shares.

**Management Risk.** The Fund generally does not attempt to take defensive positions under any market conditions, including declining markets. As the Fund will not fully replicate the Underlying Index and may hold securities or other assets not included in the Underlying Index, it is subject to the risk that the investment strategy of BFA may not produce the intended results. There is no guarantee that the Fund's investment results will have a high degree of correlation to those of the Underlying Index or that the Fund will achieve its investment objective.

**Market Trading Risk.** The Fund faces numerous market trading risks, including the potential lack of an active market for Fund shares (including through a trading halt), losses from trading in secondary markets, periods of high volatility, and disruptions in the process of creating and redeeming Fund shares. Any of these factors, among others, may lead to the Fund's shares trading in the secondary market at a premium or discount to NAV or to the intraday value of the Fund's portfolio holdings. If you buy Fund shares at a time when the market price is at a premium to NAV or sell Fund shares at a time when the market price is at a discount to NAV, you may pay significantly more or receive significantly less than the underlying value of the Fund shares.

**National Closed Market Trading Risk.** To the extent that securities or other assets held by the Fund trade on foreign exchanges or in foreign markets that may be closed when the securities exchange on which the Fund's shares trade is open, there are likely to be deviations between such asset's current price and its last quoted price (*i.e.*, the quote from the closed foreign market to the Fund). The impact of a closed foreign market on the Fund is likely to be greater where a large portion of the Fund's holdings trade on a closed foreign market or when a foreign market is closed for unscheduled reasons. These deviations could result in premiums or discounts to the Fund's NAV that may be greater than those experienced by other funds.

**Non-Diversification Risk.** The Fund is classified as "non-diversified." This means that, compared with funds that are classified as "diversified," the Fund may invest a greater percentage of its assets in securities or other instruments representing a small number of issuers or counterparties and thus may be more susceptible to the risks associated with these particular issuers or counterparties. As a result, the Fund's performance may depend to a greater extent on the performance of a small number of issuers or counterparties, which may lead to more volatility in the Fund's NAV.

**Non-U.S. Securities Risk.** Securities issued by non-U.S. issuers (including depositary receipts) are subject to different legal, regulatory, political, economic, and market risks than securities issued by U.S. issuers. These risks include greater market volatility, less market liquidity, higher transaction costs, expropriation, confiscatory taxation, adverse changes in foreign investment or currency control regulations, restrictions on the repatriation of capital, and political instability. Non-U.S. issuers may be subject to different accounting, audit and financial reporting standards than U.S. issuers, and there may be less publicly available information about non-U.S. issuers. Foreign market trading hours, different clearing and settlement

procedures, and holiday schedules may limit the Fund's ability to engage in portfolio transactions. To the extent that investments are made in a limited number of countries, events in those countries will have a more significant impact on the Fund. The Fund is specifically exposed to **European Economic Risk**.

**Operational and Technology Risks.** The Fund is directly and indirectly susceptible to operational and technology risks, including those related to human errors, processing errors, communication errors, systems failures, cybersecurity incidents, and the use of artificial intelligence and machine learning ("AI"), which may result in losses for the Fund and its shareholders or may impair the Fund's operations. While the Fund's service providers are required to have appropriate operational, information security and cybersecurity risk management policies and procedures, their methods of risk management may differ from those of the Fund. Operational and technology risks for the issuers in which the Fund invests could also result in material adverse consequences for such issuers and may cause the Fund's investments in such issuers to lose value.

**Risk of Investing in China.** Investments in Chinese securities, including certain Hong Kong-listed and U.S.-listed securities, are subject to risks specific to China. China may be subject to considerable degrees of economic, political and social instability. Despite economic and market reforms in recent decades, the Chinese government's control over certain sectors and enterprises and significant regulation of investment and industry are still pervasive. Chinese companies are subject to the risk that Chinese authorities can intervene in their operations and structure. Chinese markets generally continue to experience inefficiency, a lack of publicly available information and/or political and social instability and may be subject to volatility and pricing anomalies resulting from governmental influence. Internal social unrest or confrontations with other countries, including military conflicts in response to such events, may disrupt China's economy and markets and result in a greater risk of currency fluctuations, currency non-convertibility, interest rate fluctuations and higher inflation.

China has experienced security concerns, such as terrorism and strained international relations. Additionally, China is alleged to have participated in state-sponsored cyberattacks against foreign companies and foreign governments. Actual and threatened responses to such activity and strained international relations, including purchasing restrictions, sanctions, export controls, tariffs or cyberattacks on the Chinese government or Chinese companies, may impact China's economy and Chinese issuers in which the Fund invests. Incidents involving China's or the region's security may adversely affect the Chinese economy and markets and the Fund's investments.

The Chinese economy is highly reliant on trade. A reduction in spending on Chinese products and services, supply chain diversification, the institution of additional tariffs or other trade barriers (including as a result of heightened trade tensions or a trade war between China and the U.S. or in response to actual or alleged Chinese cyber activity) or a downturn in any of the economies of China's key trading partners may have an adverse impact on the Chinese economy. The Underlying Index may include companies that are subject to economic or trade restrictions (but not investment restrictions) imposed by the U.S.

or other governments due to national security, human rights or other concerns of such government. So long as these restrictions do not include restrictions on investments, the Fund is generally expected to invest in such companies, consistent with its objective to track the performance of the Underlying Index.

Chinese companies, including those listed on U.S. exchanges, are not subject to the same degree of regulatory requirements, accounting standards or auditor oversight as companies in more developed countries. As a result, information about the Chinese securities in which the Fund invests may be less reliable or complete. Chinese companies with securities listed on U.S. exchanges may be delisted if they do not meet U.S. accounting standards and auditor oversight requirements, or for other reasons, which would significantly decrease the liquidity and value of the securities. There may be significant obstacles to obtaining information necessary for investigations into or litigation against Chinese companies, and shareholders may have limited legal remedies.

Many Chinese companies listed on U.S. exchanges use variable interest entities or “VIEs” in their structure as a result of foreign ownership restrictions. Any change in the operations of entities in a VIE structure, the status of VIE contractual arrangements or the legal or regulatory environment in China could result in significant, and possibly permanent and/or total, losses for investments in VIE issuers. The Fund does not select investments based on investor protection considerations.

***Risk of Investing in Developed Countries.*** The Fund’s investment in developed country issuers will subject the Fund to legal, regulatory, political, currency, security, economic and other risks associated with developed countries. Developed countries tend to represent a significant portion of the global economy and have generally experienced slower economic growth than some less developed countries. Certain developed countries have experienced security concerns, such as war, terrorism and strained international relations. Incidents involving a country’s or region’s security may cause uncertainty in its markets and may adversely affect its economy and the Fund’s investments. In addition, developed countries may be adversely impacted by changes to the economic conditions of certain key trading partners, regulatory burdens, debt burdens and the price or availability of certain commodities.

***Risk of Investing in the U.S.*** Investing in U.S. issuers subjects the Fund to legal, regulatory, political, currency, security, and economic risks that are specific to the U.S. Certain changes in the U.S., such as a weakening of the U.S. economy or a decline in its financial markets, may have an adverse effect on U.S. issuers.

***Securities Lending Risk.*** The Fund may engage in securities lending. Securities lending involves the risk that the Fund may lose money because the borrower of the loaned securities fails to return the securities in a timely manner or at all. The Fund could also lose money in the event of a decline in the value of collateral provided for loaned securities or a decline in the value of any investments made with cash collateral. These events could also trigger adverse tax consequences for the Fund.

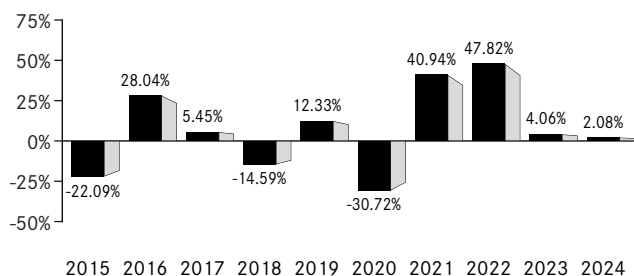
***Tracking Error Risk.*** The Fund may be subject to “tracking error,” which is the divergence of the Fund’s performance from that of the Underlying Index. Tracking error may occur due to a number of factors, including differences between the securities and other assets held in the Fund’s portfolio and those included in the Underlying Index; differences in the timing and methodologies used to value securities and other assets; transaction costs and other expenses incurred by the Fund that the Underlying Index does not incur; the Fund’s holding of uninvested cash; differences in the timing of the accrual or the valuation of dividends or interest received by the Fund or distributions paid to Fund shareholders; tax gains or losses; the requirements for the Fund to maintain pass-through tax treatment; portfolio transactions carried out to minimize the distribution of capital gains to shareholders; the acceptance of custom baskets; changes to the Underlying Index; and impacts to the Fund of complying with certain regulatory requirements or limits. Tracking error risk may be heightened during times of increased market volatility or other unusual market conditions. A Fund that tracks an index with exposure to non-U.S. issuers may experience higher tracking error than ETFs that do not track such indexes.

***Valuation Risk.*** The price that the Fund could receive upon the sale (or other disposition) of a security or other asset may differ from the Fund’s valuation of the security or other asset, particularly for securities or other assets that trade in low volume or volatile markets or that are valued using a fair value methodology. The price received by the Fund also may differ from the value used by the Underlying Index. In addition, the value of the securities or other assets in the Fund’s portfolio may change on days or during time periods when investors are not able to purchase or sell Fund shares. Authorized Participants that create or redeem Fund shares on days when the Fund is holding fair-valued securities or other assets may receive fewer or more shares, or lower or higher redemption proceeds, than they would have received had the securities or other assets not been fair valued or been valued using a different methodology. The ability to value investments may be impacted by technological issues or errors by pricing services or other third-party service providers.

## Performance Information

The performance information below illustrates how the Fund's performance has varied over different periods and provides some indication of the risks of investing in the Fund. The bar chart shows how the performance of the Fund has varied from one calendar year to another over the periods shown. The table compares the Fund's performance to that of an appropriate broad-based securities market index and the Underlying Index. Fund returns assume the reinvestment of any dividends and distributions. The Fund's returns reflect the impact of any agreements to waive or reimburse expenses, which would reduce performance if not in effect. Past performance (before and after taxes) does not necessarily indicate how the Fund will perform in the future. Updated performance information, including the Fund's current NAV, may be obtained by visiting [www.iShares.com](http://www.iShares.com) or by calling 1-800-iShares (1-800-474-2737) (toll free).

### Calendar Year-by-Year Returns



	<u>Return (%)</u>	<u>Period Ended</u>
<b>Calendar Year-to-Date Return</b>	4.35%	June 30, 2025
<b>During the periods shown in the chart:</b>		
Best Quarter	30.86%	March 31, 2022
Worst Quarter	-44.68%	March 31, 2020

### Average Annual Total Returns (for the periods ended December 31, 2024)

	<u>One Year</u>	<u>Five Years</u>	<u>Ten Years</u>
<b>(Inception Date: 11/12/2001)</b>			
Return Before Taxes	2.08%	8.93%	4.46%
Return After Taxes on Distributions	1.04%	7.87%	3.44%
Return After Taxes on Distributions and Sale of Fund Shares	2.01%	6.90%	3.29%
<b>S&amp;P Global Broad Market Index<sup>1</sup></b> (Returns do not reflect deductions for fees, expenses or taxes)	16.24%	9.44%	8.86%
<b>S&amp;P Global 1200 Energy 4.5/22.5/45 Capped Index<sup>2</sup></b> (Returns do not reflect deductions for fees, expenses or taxes)	1.49%	8.38%	4.07%

<sup>1</sup> The Fund has added this broad-based index in response to new regulatory requirements.

<sup>2</sup> Index returns through April 19, 2023 reflect the performance of the S&P Global 1200 Energy Index. Index returns beginning on April 20, 2023 reflect the performance of the S&P Global 1200 Energy 4.5/22.5/45 Capped Index, which, effective as of that date, became the Underlying Index of the Fund.

After-tax returns in the table above are calculated using the historical highest individual U.S. federal marginal income tax rates and do not reflect the impact of state or local taxes. Actual after-tax returns depend on an investor's tax situation and may differ from those shown, and after-tax returns shown are not relevant to tax-exempt investors or investors who hold shares through tax-deferred arrangements, such as 401(k) plans or individual retirement accounts ("IRAs"). Fund returns after taxes on distributions and sales of Fund shares are calculated assuming that an investor has sufficient capital gains of the same character from other investments to offset any capital losses from the sales of Fund shares. As a result, Fund returns after taxes on distributions and sales of Fund shares may exceed Fund returns before taxes and/or returns after taxes on distributions.

## Management

**Investment Adviser.** BlackRock Fund Advisors.

**Portfolio Managers.** Jennifer Hsui, Matt Waldron, Peter Sietsema and Steven White (the “Portfolio Managers”) are primarily responsible for the day-to-day management of the Fund. Each Portfolio Manager supervises a portfolio management team. Ms. Hsui has been a Portfolio Manager of the Fund since 2012. Mr. Waldron, Mr. Sietsema and Mr. White have been Portfolio Managers of the Fund since 2025.

## Purchase and Sale of Fund Shares

The Fund is an ETF. Individual shares of the Fund may only be bought and sold in the secondary market through a broker-dealer. Because ETF shares trade at market prices rather than at NAV, shares may trade at a price greater than NAV (a premium) or less than NAV (a discount). An investor may incur costs attributable to the difference between the highest price a buyer is willing to pay to purchase shares of the Fund (bid) and the lowest price a seller is willing to accept for shares of the Fund (ask) when buying or selling shares in the secondary market (the “bid-ask spread”).

## Tax Information

The Fund intends to make distributions that may be taxable to you as ordinary income or capital gains, unless you are investing through a tax-deferred arrangement such as a 401(k) plan or an IRA, in which case, your distributions generally will be taxed when withdrawn.

## Payments to Broker-Dealers and Other Financial Intermediaries

If you purchase shares of the Fund through a broker-dealer or other financial intermediary (such as a bank), BFA or other related companies may pay the intermediary for marketing activities and presentations, educational training programs, conferences, the development of technology platforms and reporting systems or other services related to the sale or promotion of the Fund. These payments may create a conflict of interest by influencing the broker-dealer or other intermediary and your salesperson to recommend the Fund over another investment. Ask your salesperson or visit your financial intermediary’s website for more information.

# iSHARES<sup>®</sup> GLOBAL FINANCIALS ETF

Ticker: IXG

Stock Exchange: NYSE Arca

## Investment Objective

The iShares Global Financials ETF (the “Fund”) seeks to track the investment results of an index composed of global equities in the financials sector.

## Fees and Expenses

The following table describes the fees and expenses that you will incur if you buy, hold and sell shares of the Fund. The investment advisory agreement between iShares Trust (the “Trust”) and BlackRock Fund Advisors (“BFA”) (the “Investment Advisory Agreement”) provides that BFA will pay all operating expenses of the Fund, except: (i) the management fees, (ii) interest expenses, (iii) taxes, (iv) expenses incurred with respect to the acquisition and disposition of portfolio securities and the execution of portfolio transactions, including brokerage commissions, (v) distribution fees or expenses, and (vi) litigation expenses and any extraordinary expenses.

**You may pay other fees, such as brokerage commissions and other fees to financial intermediaries, which are not reflected in the tables and examples below.**

Annual Fund Operating Expenses (ongoing expenses that you pay each year as a percentage of the value of your investments) <sup>1</sup>			
<u>Management Fees</u>	<u>Distribution and Service (12b-1) Fees</u>	<u>Other Expenses</u>	<u>Total Annual Fund Operating Expenses</u>
0.39%	None	0.02%	0.41%

<sup>1</sup> Operating expenses paid by BFA under the Investment Advisory Agreement exclude acquired fund fees and expenses, if any.

**Example.** This Example is intended to help you compare the cost of owning shares of the Fund with the cost of investing in other funds. The Example assumes that you invest \$10,000 in the Fund for the time periods indicated and then sell all of your shares at the end of those periods. The Example also assumes that your investment has a 5% return each year and that the Fund’s operating expenses remain the same. Although your actual costs may be higher or lower, based on these assumptions, your costs would be:

<u>1 Year</u>	<u>3 Years</u>	<u>5 Years</u>	<u>10 Years</u>
\$42	\$132	\$230	\$518

**Portfolio Turnover.** The Fund may pay transaction costs, such as commissions, when it buys and sells securities (or “turns over” its portfolio). A higher portfolio turnover rate may indicate higher transaction costs and may result in higher taxes when Fund shares are held in a taxable account. These costs, which are not reflected in the Annual Fund Operating Expenses or in the Example, affect the Fund’s performance. During the most recent fiscal year, the Fund’s portfolio turnover rate was 7% of the average value of its portfolio.

## Principal Investment Strategies

The Fund seeks to track the investment results of the S&P Global 1200 Financials Index™ (the “Underlying Index”), which measures the performance of companies that S&P Dow Jones Indices LLC (the “Index Provider” or “SPDJI”), a subsidiary of S&P Global, Inc., deems to be part of the financials sector of the economy and that SPDJI believes are important to global markets. The Underlying Index is a subset of the S&P Global 1200, which is designed to measure the performance of large-capitalization stocks from major global markets, as determined by SPDJI. As of March 31, 2025, a significant portion of the Underlying Index is represented by securities of companies in the financials industry or sector. The components of the Underlying Index are likely to change over time. As of March 31, 2025, the Underlying Index was composed of securities of companies in the following countries or regions: Australia, Austria, Belgium, Brazil, Canada, Chile, China, Colombia, Denmark, Finland, France, Germany, Hong Kong, Ireland, Italy, Japan, Mexico, the Netherlands, Norway, Peru, Singapore, South Korea, Spain, Sweden, Switzerland, Taiwan, the United Kingdom (the “U.K.”) and the U.S.

BFA uses an indexing approach to try to achieve the Fund’s investment objective. The Fund does not try to “beat” the index it tracks and does not seek temporary defensive positions when markets decline or appear overvalued.

Indexing may eliminate the chance that the Fund will substantially outperform the Underlying Index but also may reduce some of the risks of active management, such as poor security selection. Indexing seeks to achieve lower costs and better after-tax performance by aiming to keep portfolio turnover low in comparison to actively managed investment companies.

BFA uses a representative sampling indexing strategy to manage the Fund. “Representative sampling” is an indexing strategy that involves investing in a representative sample of securities that collectively has an investment profile similar to that of an applicable underlying index. The securities selected are expected to have, in the aggregate, investment characteristics (based on factors such as market capitalization and industry weightings), fundamental characteristics (such as return variability and yield) and liquidity measures similar to those of an applicable underlying index. The Fund may or may not hold all of the securities in the Underlying Index.

The Fund generally will invest at least 80% of its assets in the component securities of its Underlying Index and in investments that have economic characteristics that are substantially identical to the component securities of its Underlying Index (*i.e.*, depositary receipts representing securities of the Underlying Index) and may invest up to 20% of its assets in certain futures, options and swap contracts, cash and cash equivalents, including

shares of money market funds advised by BFA or its affiliates, as well as in securities not included in the Underlying Index, but which BFA believes will help the Fund track the Underlying Index. Cash and cash equivalent investments associated with a derivative position will be treated as part of that position for the purposes of calculating the percentage of investments included in the Underlying Index. The Fund seeks to track the investment results of the Underlying Index before fees and expenses of the Fund.

The Fund may lend securities representing up to one-third of the value of the Fund’s total assets (including the value of any collateral received).

The Underlying Index is a product of SPDJI, which is independent of the Fund and BFA. The Index Provider determines the composition and relative weightings of the securities in the Underlying Index and publishes information regarding the market value of the Underlying Index.

**Industry Concentration Policy.** The Fund will concentrate its investments (*i.e.*, hold 25% or more of its total assets) in a particular industry or group of industries to approximately the same extent that the Underlying Index is concentrated. For purposes of this limitation, securities of the U.S. government (including its agencies and instrumentalities) and repurchase agreements collateralized by U.S. government securities are not considered to be issued by members of any industry.

## Summary of Principal Risks

As with any investment, you could lose all or part of your investment in the Fund, and the Fund’s performance could trail that of other investments. The Fund is subject to certain risks, including the principal risks noted below any of which may adversely affect the Fund’s net asset value per share (“NAV”), trading price, yield, total return and ability to meet its investment objective. Certain key risks are prioritized below (with others following in alphabetical order), but the relative significance of any risk is difficult to predict and may change over time. You should review each risk factor carefully.

**Financial Companies Risk.** Financial services companies are subject to extensive governmental regulation and intervention, which may adversely affect their profitability, the scope of their activities, the prices they can charge, the amount of capital and liquid assets they must maintain and their size, among other things. Financial services companies also may be significantly affected by, among other things, interest rates, economic conditions, volatility in financial markets, credit rating downgrades, adverse public perception, exposure concentration and counterparty risk.

**Equity Securities Risk.** Equity securities are subject to changes in value, and their values may be more volatile than those of other asset classes. The value of a security may decline for a number of reasons that may directly relate to the issuer as well as due to general industry or market conditions. Common stock is subordinated to preferred securities and debt in a company’s capital structure. Common stock has the lowest priority, and the greatest risk, with respect to dividends and any liquidation payments in the event of an issuer’s bankruptcy.

**Market Risk.** The Fund could lose money over short periods due to short-term market movements and over longer periods during more prolonged market downturns. Local, regional or global events such as war, acts of terrorism, pandemics or other public health issues, recessions, the prospect or occurrence of a sovereign default or other financial crisis, or other events could have a significant impact on the Fund and its investments and could result in increased premiums or discounts to the Fund's NAV.

**Index-Related Risk.** The Index Provider may rely on various sources of information to assess the criteria of components of the Underlying Index, including information that may be based on assumptions and estimates. Neither the Fund nor BFA can offer assurances that the Index Provider's methodology or sources of information will provide an accurate assessment of included components or will result in the Fund meeting its investment objective. Errors in index data, index computations or the construction of the Underlying Index in accordance with its methodology may occur, and the Index Provider may not identify or correct them promptly or at all, which may have an adverse impact on the Fund and its shareholders. Unusual market conditions or other unforeseen circumstances (such as natural disasters, political unrest or war) may impact the Index Provider or a third-party data provider and could cause the Index Provider to postpone a scheduled rebalance. This could cause the Underlying Index to vary from its normal or expected composition.

**Asset Class Risk.** The securities and other assets in the Underlying Index or in the Fund's portfolio may underperform in comparison to financial markets generally, a particular financial market, another index, or other asset classes.

**Authorized Participant Concentration Risk.** An "Authorized Participant" is a member or participant of a clearing agency registered with the SEC, which has a written agreement with the Fund or one of its service providers that allows the Authorized Participant to place orders for the purchase and redemption of creation units ("Creation Units"). Only an Authorized Participant may engage in creation or redemption transactions directly with the Fund. There are a limited number of institutions that may act as Authorized Participants for the Fund, including on an agency basis on behalf of other market participants. No Authorized Participant is obligated to engage in creation or redemption transactions. To the extent that Authorized Participants exit the business or do not place creation or redemption orders for the Fund and no other Authorized Participant places orders, Fund shares are more likely to trade at a premium or discount to NAV and possibly face trading halts or delisting.

**Concentration Risk.** The Fund may be susceptible to an increased risk of loss, including losses due to adverse events that affect the Fund's investments more than the market as a whole, to the extent that the Fund's investments are concentrated in the securities or other assets of one or more issuers, countries or other geographic units, markets, industries, project types, or asset classes.

**Currency Risk.** Because the Fund's NAV is determined in U.S. dollars, the NAV could decline if the currency of the non-U.S. market in which the Fund invests depreciates against the U.S. dollar or if there are delays or limits on the repatriation of foreign currency. Currency exchange rates can be very volatile and can

change quickly and unpredictably. As a result, the Fund's NAV may change quickly and without warning. In addition, the Fund may incur costs in connection with conversions between U.S. dollars and foreign currencies.

**Issuer Risk.** The performance of the Fund depends on the performance of individual securities or other assets to which the Fund has exposure. The value of securities or other assets may decline, or perform differently from the market as a whole, due to changes in the financial condition or credit rating of the issuer or counterparty.

**Large-Capitalization Companies Risk.** Large-capitalization companies may be less able than smaller-capitalization companies to adapt to changing market conditions and competitive challenges. Large-capitalization companies may be more mature and subject to more limited growth potential compared with smaller-capitalization companies. The performance of large-capitalization companies could trail the overall performance of the broader securities markets.

**Large Shareholder and Large-Scale Redemption Risk.** Certain shareholders of the Fund, including an Authorized Participant, a third-party investor, the Fund's adviser, an affiliate of the Fund's adviser, a market maker, or another entity, may from time to time own or manage a substantial amount of Fund shares, or may hold their investment in the Fund for a limited period of time. There can be no assurance that any large shareholder or large group of shareholders would not redeem their investment. Redemptions of a large number of Fund shares could require the Fund to dispose of assets to meet the redemption requests, which can accelerate the realization of taxable income and/or capital gains and cause the Fund to make taxable distributions to its shareholders earlier than the Fund otherwise would have. In addition, under certain circumstances, non-redeeming shareholders may be treated as receiving a disproportionately large taxable distribution during or with respect to such year. In some circumstances, the Fund may hold a relatively large proportion of its assets in cash in anticipation of large redemptions, diluting its investment returns. These large redemptions may also force the Fund to sell portfolio securities or other assets when it might not otherwise do so, which may negatively impact the Fund's NAV, increase the Fund's brokerage costs and/or have a material effect on the market price of Fund shares.

**Management Risk.** The Fund generally does not attempt to take defensive positions under any market conditions, including declining markets. As the Fund will not fully replicate the Underlying Index and may hold securities or other assets not included in the Underlying Index, it is subject to the risk that the investment strategy of BFA may not produce the intended results. There is no guarantee that the Fund's investment results will have a high degree of correlation to those of the Underlying Index or that the Fund will achieve its investment objective.

**Market Trading Risk.** The Fund faces numerous market trading risks, including the potential lack of an active market for Fund shares (including through a trading halt), losses from trading in secondary markets, periods of high volatility, and disruptions in the process of creating and redeeming Fund shares. Any of these factors, among others, may lead to the Fund's shares trading in the secondary market at a premium or discount to NAV or to the intraday value of the Fund's portfolio holdings. If you buy Fund

shares at a time when the market price is at a premium to NAV or sell Fund shares at a time when the market price is at a discount to NAV, you may pay significantly more or receive significantly less than the underlying value of the Fund shares.

**National Closed Market Trading Risk.** To the extent that securities or other assets held by the Fund trade on foreign exchanges or in foreign markets that may be closed when the securities exchange on which the Fund's shares trade is open, there are likely to be deviations between such asset's current price and its last quoted price (*i.e.*, the quote from the closed foreign market to the Fund). The impact of a closed foreign market on the Fund is likely to be greater where a large portion of the Fund's holdings trade on a closed foreign market or when a foreign market is closed for unscheduled reasons. These deviations could result in premiums or discounts to the Fund's NAV that may be greater than those experienced by other funds.

**Non-U.S. Securities Risk.** Securities issued by non-U.S. issuers (including depositary receipts) are subject to different legal, regulatory, political, economic, and market risks than securities issued by U.S. issuers. These risks include greater market volatility, less market liquidity, higher transaction costs, expropriation, confiscatory taxation, adverse changes in foreign investment or currency control regulations, restrictions on the repatriation of capital, and political instability. Non-U.S. issuers may be subject to different accounting, audit and financial reporting standards than U.S. issuers, and there may be less publicly available information about non-U.S. issuers. Foreign market trading hours, different clearing and settlement procedures, and holiday schedules may limit the Fund's ability to engage in portfolio transactions. To the extent that investments are made in a limited number of countries, events in those countries will have a more significant impact on the Fund. The Fund is specifically exposed to **European Economic Risk**.

**Operational and Technology Risks.** The Fund is directly and indirectly susceptible to operational and technology risks, including those related to human errors, processing errors, communication errors, systems failures, cybersecurity incidents, and the use of artificial intelligence and machine learning ("AI"), which may result in losses for the Fund and its shareholders or may impair the Fund's operations. While the Fund's service providers are required to have appropriate operational, information security and cybersecurity risk management policies and procedures, their methods of risk management may differ from those of the Fund. Operational and technology risks for the issuers in which the Fund invests could also result in material adverse consequences for such issuers and may cause the Fund's investments in such issuers to lose value.

**Risk of Investing in China.** Investments in Chinese securities, including certain Hong Kong-listed and U.S.-listed securities, are subject to risks specific to China. China may be subject to considerable degrees of economic, political and social instability. Despite economic and market reforms in recent decades, the Chinese government's control over certain sectors and enterprises and significant regulation of investment and industry are still pervasive. Chinese companies are subject to the risk that Chinese authorities can intervene in their operations and structure. Chinese markets generally continue to experience inefficiency, a lack of publicly available information and/or

political and social instability and may be subject to volatility and pricing anomalies resulting from governmental influence. Internal social unrest or confrontations with other countries, including military conflicts in response to such events, may disrupt China's economy and markets and result in a greater risk of currency fluctuations, currency non-convertibility, interest rate fluctuations and higher inflation.

China has experienced security concerns, such as terrorism and strained international relations. Additionally, China is alleged to have participated in state-sponsored cyberattacks against foreign companies and foreign governments. Actual and threatened responses to such activity and strained international relations, including purchasing restrictions, sanctions, export controls, tariffs or cyberattacks on the Chinese government or Chinese companies, may impact China's economy and Chinese issuers in which the Fund invests. Incidents involving China's or the region's security may adversely affect the Chinese economy and markets and the Fund's investments.

The Chinese economy is highly reliant on trade. A reduction in spending on Chinese products and services, supply chain diversification, the institution of additional tariffs or other trade barriers (including as a result of heightened trade tensions or a trade war between China and the U.S. or in response to actual or alleged Chinese cyber activity) or a downturn in any of the economies of China's key trading partners may have an adverse impact on the Chinese economy. The Underlying Index may include companies that are subject to economic or trade restrictions (but not investment restrictions) imposed by the U.S. or other governments due to national security, human rights or other concerns of such government. So long as these restrictions do not include restrictions on investments, the Fund is generally expected to invest in such companies, consistent with its objective to track the performance of the Underlying Index.

Chinese companies, including those listed on U.S. exchanges, are not subject to the same degree of regulatory requirements, accounting standards or auditor oversight as companies in more developed countries. As a result, information about the Chinese securities in which the Fund invests may be less reliable or complete. Chinese companies with securities listed on U.S. exchanges may be delisted if they do not meet U.S. accounting standards and auditor oversight requirements, or for other reasons, which would significantly decrease the liquidity and value of the securities. There may be significant obstacles to obtaining information necessary for investigations into or litigation against Chinese companies, and shareholders may have limited legal remedies.

Many Chinese companies listed on U.S. exchanges use variable interest entities or "VIEs" in their structure as a result of foreign ownership restrictions. Any change in the operations of entities in a VIE structure, the status of VIE contractual arrangements or the legal or regulatory environment in China could result in significant, and possibly permanent and/or total, losses for investments in VIE issuers. The Fund does not select investments based on investor protection considerations.

**Risk of Investing in Developed Countries.** The Fund's investment in developed country issuers will subject the Fund to legal, regulatory, political, currency, security, economic and other risks associated with developed countries. Developed countries

tend to represent a significant portion of the global economy and have generally experienced slower economic growth than some less developed countries. Certain developed countries have experienced security concerns, such as war, terrorism and strained international relations. Incidents involving a country's or region's security may cause uncertainty in its markets and may adversely affect its economy and the Fund's investments. In addition, developed countries may be adversely impacted by changes to the economic conditions of certain key trading partners, regulatory burdens, debt burdens and the price or availability of certain commodities.

**Risk of Investing in the U.S.** Investing in U.S. issuers subjects the Fund to legal, regulatory, political, currency, security, and economic risks that are specific to the U.S. Certain changes in the U.S., such as a weakening of the U.S. economy or a decline in its financial markets, may have an adverse effect on U.S. issuers.

**Securities Lending Risk.** The Fund may engage in securities lending. Securities lending involves the risk that the Fund may lose money because the borrower of the loaned securities fails to return the securities in a timely manner or at all. The Fund could also lose money in the event of a decline in the value of collateral provided for loaned securities or a decline in the value of any investments made with cash collateral. These events could also trigger adverse tax consequences for the Fund.

**Tracking Error Risk.** The Fund may be subject to "tracking error," which is the divergence of the Fund's performance from that of the Underlying Index. Tracking error may occur due to a number of factors, including differences between the securities and other assets held in the Fund's portfolio and those included in the Underlying Index; differences in the timing and methodologies used to value securities and other assets; transaction costs and

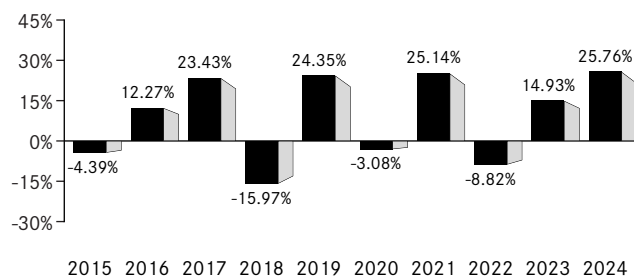
other expenses incurred by the Fund that the Underlying Index does not incur; the Fund's holding of uninvested cash; differences in the timing of the accrual or the valuation of dividends or interest received by the Fund or distributions paid to Fund shareholders; tax gains or losses; the requirements for the Fund to maintain pass-through tax treatment; portfolio transactions carried out to minimize the distribution of capital gains to shareholders; the acceptance of custom baskets; changes to the Underlying Index; and impacts to the Fund of complying with certain regulatory requirements or limits. Tracking error risk may be heightened during times of increased market volatility or other unusual market conditions. A Fund that tracks an index with exposure to non-U.S. issuers may experience higher tracking error than ETFs that do not track such indexes.

**Valuation Risk.** The price that the Fund could receive upon the sale (or other disposition) of a security or other asset may differ from the Fund's valuation of the security or other asset, particularly for securities or other assets that trade in low volume or volatile markets or that are valued using a fair value methodology. The price received by the Fund also may differ from the value used by the Underlying Index. In addition, the value of the securities or other assets in the Fund's portfolio may change on days or during time periods when investors are not able to purchase or sell Fund shares. Authorized Participants that create or redeem Fund shares on days when the Fund is holding fair-valued securities or other assets may receive fewer or more shares, or lower or higher redemption proceeds, than they would have received had the securities or other assets not been fair valued or been valued using a different methodology. The ability to value investments may be impacted by technological issues or errors by pricing services or other third-party service providers.

## Performance Information

The performance information below illustrates how the Fund's performance has varied over different periods and provides some indication of the risks of investing in the Fund. The bar chart shows how the performance of the Fund has varied from one calendar year to another over the periods shown. The table compares the Fund's performance to that of an appropriate broad-based securities market index and the Underlying Index. Fund returns assume the reinvestment of any dividends and distributions. The Fund's returns reflect the impact of any agreements to waive or reimburse expenses, which would reduce performance if not in effect. Past performance (before and after taxes) does not necessarily indicate how the Fund will perform in the future. Updated performance information, including the Fund's current NAV, may be obtained by visiting [www.iShares.com](http://www.iShares.com) or by calling 1-800-iShares (1-800-474-2737) (toll free).

### Calendar Year-by-Year Returns



	<u>Return (%)</u>	<u>Period Ended</u>
<b>Calendar Year-to-Date Return</b>	16.94%	June 30, 2025
<b>During the periods shown in the chart:</b>		
Best Quarter	24.23%	December 31, 2020
Worst Quarter	-31.23%	March 31, 2020

### Average Annual Total Returns (for the periods ended December 31, 2024)

	<u>One Year</u>	<u>Five Years</u>	<u>Ten Years</u>
<b>(Inception Date: 11/12/2001)</b>			
Return Before Taxes	25.76%	9.83%	8.26%
Return After Taxes on Distributions	24.92%	9.18%	7.67%
Return After Taxes on Distributions and Sale of Fund Shares	15.76%	7.69%	6.63%
<b>S&amp;P Global Broad Market Index<sup>1</sup></b> (Returns do not reflect deductions for fees, expenses or taxes)	16.24%	9.44%	8.86%
<b>S&amp;P Global 1200 Financials Index</b> (Returns do not reflect deductions for fees, expenses or taxes)	25.74%	9.82%	8.28%

<sup>1</sup> The Fund has added this broad-based index in response to new regulatory requirements.

After-tax returns in the table above are calculated using the historical highest individual U.S. federal marginal income tax rates and do not reflect the impact of state or local taxes. Actual after-tax returns depend on an investor's tax situation and may differ from those shown, and after-tax returns shown are not relevant to tax-exempt investors or investors who hold shares through tax-deferred arrangements, such as 401(k) plans or individual retirement accounts ("IRAs"). Fund returns after taxes on distributions and sales of Fund shares are calculated assuming that an investor has sufficient capital gains of the same character from other investments to offset any capital losses from the sales of Fund shares. As a result, Fund returns after taxes on distributions and sales of Fund shares may exceed Fund returns before taxes and/or returns after taxes on distributions.

## Management

**Investment Adviser.** BlackRock Fund Advisors.

**Portfolio Managers.** Jennifer Hsui, Matt Waldron, Peter Sietsema and Steven White (the “Portfolio Managers”) are primarily responsible for the day-to-day management of the Fund. Each Portfolio Manager supervises a portfolio management team. Ms. Hsui has been a Portfolio Manager of the Fund since 2012. Mr. Waldron, Mr. Sietsema and Mr. White have been Portfolio Managers of the Fund since 2025.

## Purchase and Sale of Fund Shares

The Fund is an ETF. Individual shares of the Fund may only be bought and sold in the secondary market through a broker-dealer. Because ETF shares trade at market prices rather than at NAV, shares may trade at a price greater than NAV (a premium) or less than NAV (a discount). An investor may incur costs attributable to the difference between the highest price a buyer is willing to pay to purchase shares of the Fund (bid) and the lowest price a seller is willing to accept for shares of the Fund (ask) when buying or selling shares in the secondary market (the “bid-ask spread”).

## Tax Information

The Fund intends to make distributions that may be taxable to you as ordinary income or capital gains, unless you are investing through a tax-deferred arrangement such as a 401(k) plan or an IRA, in which case, your distributions generally will be taxed when withdrawn.

## Payments to Broker-Dealers and Other Financial Intermediaries

If you purchase shares of the Fund through a broker-dealer or other financial intermediary (such as a bank), BFA or other related companies may pay the intermediary for marketing activities and presentations, educational training programs, conferences, the development of technology platforms and reporting systems or other services related to the sale or promotion of the Fund. These payments may create a conflict of interest by influencing the broker-dealer or other intermediary and your salesperson to recommend the Fund over another investment. Ask your salesperson or visit your financial intermediary’s website for more information.

# iSHARES<sup>®</sup> GLOBAL HEALTHCARE ETF

Ticker: IXJ

Stock Exchange: NYSE Arca

## Investment Objective

The iShares Global Healthcare ETF (the “Fund”) seeks to track the investment results of an index composed of global equities in the healthcare sector.

## Fees and Expenses

The following table describes the fees and expenses that you will incur if you buy, hold and sell shares of the Fund. The investment advisory agreement between iShares Trust (the “Trust”) and BlackRock Fund Advisors (“BFA”) (the “Investment Advisory Agreement”) provides that BFA will pay all operating expenses of the Fund, except: (i) the management fees, (ii) interest expenses, (iii) taxes, (iv) expenses incurred with respect to the acquisition and disposition of portfolio securities and the execution of portfolio transactions, including brokerage commissions, (v) distribution fees or expenses, and (vi) litigation expenses and any extraordinary expenses.

**You may pay other fees, such as brokerage commissions and other fees to financial intermediaries, which are not reflected in the tables and examples below.**

Annual Fund Operating Expenses (ongoing expenses that you pay each year as a percentage of the value of your investments) <sup>1</sup>			
<u>Management Fees</u>	<u>Distribution and Service (12b-1) Fees</u>	<u>Other Expenses</u>	<u>Total Annual Fund Operating Expenses</u>
0.39%	None	0.01%	0.40%

<sup>1</sup> Operating expenses paid by BFA under the Investment Advisory Agreement exclude acquired fund fees and expenses, if any.

**Example.** This Example is intended to help you compare the cost of owning shares of the Fund with the cost of investing in other funds. The Example assumes that you invest \$10,000 in the Fund for the time periods indicated and then sell all of your shares at the end of those periods. The Example also assumes that your investment has a 5% return each year and that the Fund’s operating expenses remain the same. Although your actual costs may be higher or lower, based on these assumptions, your costs would be:

<u>1 Year</u>	<u>3 Years</u>	<u>5 Years</u>	<u>10 Years</u>
\$41	\$128	\$224	\$505

**Portfolio Turnover.** The Fund may pay transaction costs, such as commissions, when it buys and sells securities (or “turns over” its portfolio). A higher portfolio turnover rate may indicate higher transaction costs and may result in higher taxes when Fund shares are held in a taxable account. These costs, which are not reflected in the Annual Fund Operating Expenses or in the Example, affect the Fund’s performance. During the most recent fiscal year, the Fund’s portfolio turnover rate was 5% of the average value of its portfolio.

## Principal Investment Strategies

The Fund seeks to track the investment results of the S&P Global 1200 Health Care Index™ (the “Underlying Index”), which measures the performance of companies that S&P Dow Jones Indices LLC (the “Index Provider” or “SPDJ”), a subsidiary of S&P Global, Inc., deems to be a part of the healthcare sector of the economy and that SPDJ believes are important to global markets. The Underlying Index is a subset of the S&P Global 1200, which is designed to measure the performance of large-capitalization stocks from major global markets, as determined by SPDJ. As of March 31, 2025, a significant portion of the Underlying Index is represented by securities of companies in the healthcare industry or sector. The components of the Underlying Index are likely to change over time. As of March 31, 2025, the Underlying Index was composed of securities of companies in the following countries: Australia, Belgium, Brazil, Denmark, France, Germany, Japan, the Netherlands, South Korea, Spain, Sweden, Switzerland, the United Kingdom (the “U.K.”) and the U.S.

BFA uses an indexing approach to try to achieve the Fund’s investment objective. The Fund does not try to “beat” the index it tracks and does not seek temporary defensive positions when markets decline or appear overvalued.

Indexing may eliminate the chance that the Fund will substantially outperform the Underlying Index but also may reduce some of the risks of active management, such as poor security selection. Indexing seeks to achieve lower costs and better after-tax performance by aiming to keep portfolio turnover low in comparison to actively managed investment companies.

BFA uses a representative sampling indexing strategy to manage the Fund. “Representative sampling” is an indexing strategy that involves investing in a representative sample of securities that collectively has an investment profile similar to that of an applicable underlying index. The securities selected are expected to have, in the aggregate, investment characteristics (based on factors such as market capitalization and industry weightings), fundamental characteristics (such as return variability and yield) and liquidity measures similar to those of an applicable underlying index. The Fund may or may not hold all of the securities in the Underlying Index.

The Fund generally will invest at least 80% of its assets in the component securities of its Underlying Index and in investments that have economic characteristics that are substantially identical to the component securities of its Underlying Index (*i.e.*, depositary receipts representing securities of the Underlying Index) and may invest up to 20% of its assets in certain futures, options and swap contracts, cash and cash equivalents, including shares of money market funds advised by BFA or its affiliates, as well as in securities not included in the Underlying Index, but

which BFA believes will help the Fund track the Underlying Index. Cash and cash equivalent investments associated with a derivative position will be treated as part of that position for the purposes of calculating the percentage of investments included in the Underlying Index. The Fund seeks to track the investment results of the Underlying Index before fees and expenses of the Fund.

The Fund may lend securities representing up to one-third of the value of the Fund’s total assets (including the value of any collateral received).

The Underlying Index is a product of SPDJ, which is independent of the Fund and BFA. The Index Provider determines the composition and relative weightings of the securities in the Underlying Index and publishes information regarding the market value of the Underlying Index.

**Industry Concentration Policy.** The Fund will concentrate its investments (*i.e.*, hold 25% or more of its total assets) in a particular industry or group of industries to approximately the same extent that the Underlying Index is concentrated. For purposes of this limitation, securities of the U.S. government (including its agencies and instrumentalities) and repurchase agreements collateralized by U.S. government securities are not considered to be issued by members of any industry.

## Summary of Principal Risks

As with any investment, you could lose all or part of your investment in the Fund, and the Fund’s performance could trail that of other investments. The Fund is subject to certain risks, including the principal risks noted below any of which may adversely affect the Fund’s net asset value per share (“NAV”), trading price, yield, total return and ability to meet its investment objective. Certain key risks are prioritized below (with others following in alphabetical order), but the relative significance of any risk is difficult to predict and may change over time. You should review each risk factor carefully.

**Healthcare Companies Risk.** The profitability of healthcare companies may be adversely affected by extensive government regulations, restrictions on government reimbursement for medical expenses, rising costs of medical products and services, pricing pressure, the protection and expiration of patents, limited product lines, supply chain issues, labor shortages and product liability claims, among other factors.

**Equity Securities Risk.** Equity securities are subject to changes in value, and their values may be more volatile than those of other asset classes. The value of a security may decline for a number of reasons that may directly relate to the issuer as well as due to general industry or market conditions. Common stock is subordinated to preferred securities and debt in a company’s capital structure. Common stock has the lowest priority, and the greatest risk, with respect to dividends and any liquidation payments in the event of an issuer’s bankruptcy.

**Market Risk.** The Fund could lose money over short periods due to short-term market movements and over longer periods during more prolonged market downturns. Local, regional or global events such as war, acts of terrorism, pandemics or other public health issues, recessions, the prospect or occurrence of a

sovereign default or other financial crisis, or other events could have a significant impact on the Fund and its investments and could result in increased premiums or discounts to the Fund's NAV.

**Index-Related Risk.** The Index Provider may rely on various sources of information to assess the criteria of components of the Underlying Index, including information that may be based on assumptions and estimates. Neither the Fund nor BFA can offer assurances that the Index Provider's methodology or sources of information will provide an accurate assessment of included components or will result in the Fund meeting its investment objective. Errors in index data, index computations or the construction of the Underlying Index in accordance with its methodology may occur, and the Index Provider may not identify or correct them promptly or at all, which may have an adverse impact on the Fund and its shareholders. Unusual market conditions or other unforeseen circumstances (such as natural disasters, political unrest or war) may impact the Index Provider or a third-party data provider and could cause the Index Provider to postpone a scheduled rebalance. This could cause the Underlying Index to vary from its normal or expected composition.

**Asset Class Risk.** The securities and other assets in the Underlying Index or in the Fund's portfolio may underperform in comparison to financial markets generally, a particular financial market, another index, or other asset classes.

**Authorized Participant Concentration Risk.** An "Authorized Participant" is a member or participant of a clearing agency registered with the SEC, which has a written agreement with the Fund or one of its service providers that allows the Authorized Participant to place orders for the purchase and redemption of creation units ("Creation Units"). Only an Authorized Participant may engage in creation or redemption transactions directly with the Fund. There are a limited number of institutions that may act as Authorized Participants for the Fund, including on an agency basis on behalf of other market participants. No Authorized Participant is obligated to engage in creation or redemption transactions. To the extent that Authorized Participants exit the business or do not place creation or redemption orders for the Fund and no other Authorized Participant places orders, Fund shares are more likely to trade at a premium or discount to NAV and possibly face trading halts or delisting.

**Concentration Risk.** The Fund may be susceptible to an increased risk of loss, including losses due to adverse events that affect the Fund's investments more than the market as a whole, to the extent that the Fund's investments are concentrated in the securities or other assets of one or more issuers, countries or other geographic units, markets, industries, project types, or asset classes.

**Currency Risk.** Because the Fund's NAV is determined in U.S. dollars, the NAV could decline if the currency of the non-U.S. market in which the Fund invests depreciates against the U.S. dollar or if there are delays or limits on the repatriation of foreign currency. Currency exchange rates can be very volatile and can change quickly and unpredictably. As a result, the Fund's NAV may change quickly and without warning. In addition, the Fund may incur costs in connection with conversions between U.S. dollars and foreign currencies.

**Issuer Risk.** The performance of the Fund depends on the performance of individual securities or other assets to which the Fund has exposure. The value of securities or other assets may decline, or perform differently from the market as a whole, due to changes in the financial condition or credit rating of the issuer or counterparty.

**Large-Capitalization Companies Risk.** Large-capitalization companies may be less able than smaller-capitalization companies to adapt to changing market conditions and competitive challenges. Large-capitalization companies may be more mature and subject to more limited growth potential compared with smaller-capitalization companies. The performance of large-capitalization companies could trail the overall performance of the broader securities markets.

**Large Shareholder and Large-Scale Redemption Risk.** Certain shareholders of the Fund, including an Authorized Participant, a third-party investor, the Fund's adviser, an affiliate of the Fund's adviser, a market maker, or another entity, may from time to time own or manage a substantial amount of Fund shares, or may hold their investment in the Fund for a limited period of time. There can be no assurance that any large shareholder or large group of shareholders would not redeem their investment. Redemptions of a large number of Fund shares could require the Fund to dispose of assets to meet the redemption requests, which can accelerate the realization of taxable income and/or capital gains and cause the Fund to make taxable distributions to its shareholders earlier than the Fund otherwise would have. In addition, under certain circumstances, non-redeeming shareholders may be treated as receiving a disproportionately large taxable distribution during or with respect to such year. In some circumstances, the Fund may hold a relatively large proportion of its assets in cash in anticipation of large redemptions, diluting its investment returns. These large redemptions may also force the Fund to sell portfolio securities or other assets when it might not otherwise do so, which may negatively impact the Fund's NAV, increase the Fund's brokerage costs and/or have a material effect on the market price of Fund shares.

**Management Risk.** The Fund generally does not attempt to take defensive positions under any market conditions, including declining markets. As the Fund will not fully replicate the Underlying Index and may hold securities or other assets not included in the Underlying Index, it is subject to the risk that the investment strategy of BFA may not produce the intended results. There is no guarantee that the Fund's investment results will have a high degree of correlation to those of the Underlying Index or that the Fund will achieve its investment objective.

**Market Trading Risk.** The Fund faces numerous market trading risks, including the potential lack of an active market for Fund shares (including through a trading halt), losses from trading in secondary markets, periods of high volatility, and disruptions in the process of creating and redeeming Fund shares. Any of these factors, among others, may lead to the Fund's shares trading in the secondary market at a premium or discount to NAV or to the intraday value of the Fund's portfolio holdings. If you buy Fund shares at a time when the market price is at a premium to NAV or sell Fund shares at a time when the market price is at a discount to NAV, you may pay significantly more or receive significantly less than the underlying value of the Fund shares.

**National Closed Market Trading Risk.** To the extent that securities or other assets held by the Fund trade on foreign exchanges or in foreign markets that may be closed when the securities exchange on which the Fund's shares trade is open, there are likely to be deviations between such asset's current price and its last quoted price (*i.e.*, the quote from the closed foreign market to the Fund). The impact of a closed foreign market on the Fund is likely to be greater where a large portion of the Fund's holdings trade on a closed foreign market or when a foreign market is closed for unscheduled reasons. These deviations could result in premiums or discounts to the Fund's NAV that may be greater than those experienced by other funds.

**Non-U.S. Securities Risk.** Securities issued by non-U.S. issuers (including depositary receipts) are subject to different legal, regulatory, political, economic, and market risks than securities issued by U.S. issuers. These risks include greater market volatility, less market liquidity, higher transaction costs, expropriation, confiscatory taxation, adverse changes in foreign investment or currency control regulations, restrictions on the repatriation of capital, and political instability. Non-U.S. issuers may be subject to different accounting, audit and financial reporting standards than U.S. issuers, and there may be less publicly available information about non-U.S. issuers. Foreign market trading hours, different clearing and settlement procedures, and holiday schedules may limit the Fund's ability to engage in portfolio transactions. To the extent that investments are made in a limited number of countries, events in those countries will have a more significant impact on the Fund. The Fund is specifically exposed to **European Economic Risk**.

**Operational and Technology Risks.** The Fund is directly and indirectly susceptible to operational and technology risks, including those related to human errors, processing errors, communication errors, systems failures, cybersecurity incidents, and the use of artificial intelligence and machine learning ("AI"), which may result in losses for the Fund and its shareholders or may impair the Fund's operations. While the Fund's service providers are required to have appropriate operational, information security and cybersecurity risk management policies and procedures, their methods of risk management may differ from those of the Fund. Operational and technology risks for the issuers in which the Fund invests could also result in material adverse consequences for such issuers and may cause the Fund's investments in such issuers to lose value.

**Risk of Investing in Developed Countries.** The Fund's investment in developed country issuers will subject the Fund to legal, regulatory, political, currency, security, economic and other risks associated with developed countries. Developed countries tend to represent a significant portion of the global economy and have generally experienced slower economic growth than some less developed countries. Certain developed countries have experienced security concerns, such as war, terrorism and strained international relations. Incidents involving a country's or region's security may cause uncertainty in its markets and may adversely affect its economy and the Fund's investments. In addition, developed countries may be adversely impacted by changes to the economic conditions of certain key trading

partners, regulatory burdens, debt burdens and the price or availability of certain commodities.

**Risk of Investing in the U.S.** Investing in U.S. issuers subjects the Fund to legal, regulatory, political, currency, security, and economic risks that are specific to the U.S. Certain changes in the U.S., such as a weakening of the U.S. economy or a decline in its financial markets, may have an adverse effect on U.S. issuers.

**Securities Lending Risk.** The Fund may engage in securities lending. Securities lending involves the risk that the Fund may lose money because the borrower of the loaned securities fails to return the securities in a timely manner or at all. The Fund could also lose money in the event of a decline in the value of collateral provided for loaned securities or a decline in the value of any investments made with cash collateral. These events could also trigger adverse tax consequences for the Fund.

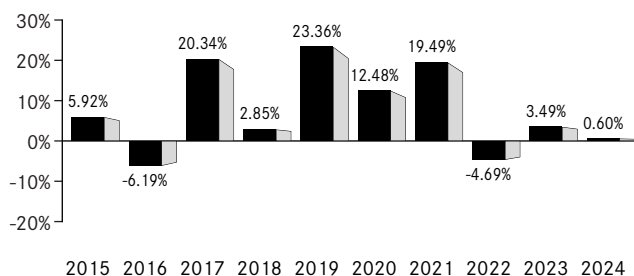
**Tracking Error Risk.** The Fund may be subject to "tracking error," which is the divergence of the Fund's performance from that of the Underlying Index. Tracking error may occur due to a number of factors, including differences between the securities and other assets held in the Fund's portfolio and those included in the Underlying Index; differences in the timing and methodologies used to value securities and other assets; transaction costs and other expenses incurred by the Fund that the Underlying Index does not incur; the Fund's holding of uninvested cash; differences in the timing of the accrual or the valuation of dividends or interest received by the Fund or distributions paid to Fund shareholders; tax gains or losses; the requirements for the Fund to maintain pass-through tax treatment; portfolio transactions carried out to minimize the distribution of capital gains to shareholders; the acceptance of custom baskets; changes to the Underlying Index; and impacts to the Fund of complying with certain regulatory requirements or limits. Tracking error risk may be heightened during times of increased market volatility or other unusual market conditions. A Fund that tracks an index with exposure to non-U.S. issuers may experience higher tracking error than ETFs that do not track such indexes.

**Valuation Risk.** The price that the Fund could receive upon the sale (or other disposition) of a security or other asset may differ from the Fund's valuation of the security or other asset, particularly for securities or other assets that trade in low volume or volatile markets or that are valued using a fair value methodology. The price received by the Fund also may differ from the value used by the Underlying Index. In addition, the value of the securities or other assets in the Fund's portfolio may change on days or during time periods when investors are not able to purchase or sell Fund shares. Authorized Participants that create or redeem Fund shares on days when the Fund is holding fair-valued securities or other assets may receive fewer or more shares, or lower or higher redemption proceeds, than they would have received had the securities or other assets not been fair valued or been valued using a different methodology. The ability to value investments may be impacted by technological issues or errors by pricing services or other third-party service providers.

## Performance Information

The performance information below illustrates how the Fund's performance has varied over different periods and provides some indication of the risks of investing in the Fund. The bar chart shows how the performance of the Fund has varied from one calendar year to another over the periods shown. The table compares the Fund's performance to that of an appropriate broad-based securities market index and the Underlying Index. Fund returns assume the reinvestment of any dividends and distributions. The Fund's returns reflect the impact of any agreements to waive or reimburse expenses, which would reduce performance if not in effect. Past performance (before and after taxes) does not necessarily indicate how the Fund will perform in the future. Updated performance information, including the Fund's current NAV, may be obtained by visiting [www.iShares.com](http://www.iShares.com) or by calling 1-800-iShares (1-800-474-2737) (toll free).

### Calendar Year-by-Year Returns



	<u>Return (%)</u>	<u>Period Ended</u>
<b>Calendar Year-to-Date Return</b>	1.02%	June 30, 2025
<b>During the periods shown in the chart:</b>		
Best Quarter	13.62%	December 31, 2019
Worst Quarter	-11.76%	December 31, 2024

### Average Annual Total Returns (for the periods ended December 31, 2024)

	<u>One Year</u>	<u>Five Years</u>	<u>Ten Years</u>
<b>(Inception Date: 11/13/2001)</b>			
Return Before Taxes	0.60%	5.93%	7.30%
Return After Taxes on Distributions	0.26%	5.60%	6.89%
Return After Taxes on Distributions and Sale of Fund Shares	0.62%	4.62%	5.84%
<b>S&amp;P Global Broad Market Index<sup>1</sup></b> (Returns do not reflect deductions for fees, expenses or taxes)	16.24%	9.44%	8.86%
<b>S&amp;P Global 1200 Health Care Index</b> (Returns do not reflect deductions for fees, expenses or taxes)	0.62%	5.93%	7.34%

<sup>1</sup> The Fund has added this broad-based index in response to new regulatory requirements.

After-tax returns in the table above are calculated using the historical highest individual U.S. federal marginal income tax rates and do not reflect the impact of state or local taxes. Actual after-tax returns depend on an investor's tax situation and may differ from those shown, and after-tax returns shown are not relevant to tax-exempt investors or investors who hold shares through tax-deferred arrangements, such as 401(k) plans or individual retirement accounts ("IRAs"). Fund returns after taxes on distributions and sales of Fund shares are calculated assuming that an investor has sufficient capital gains of the same character from other investments to offset any capital losses from the sales of Fund shares. As a result, Fund returns after taxes on distributions and sales of Fund shares may exceed Fund returns before taxes and/or returns after taxes on distributions.

## Management

**Investment Adviser.** BlackRock Fund Advisors.

**Portfolio Managers.** Jennifer Hsui, Matt Waldron, Peter Sietsema and Steven White (the “Portfolio Managers”) are primarily responsible for the day-to-day management of the Fund. Each Portfolio Manager supervises a portfolio management team. Ms. Hsui has been a Portfolio Manager of the Fund since 2012. Mr. Waldron, Mr. Sietsema and Mr. White have been Portfolio Managers of the Fund since 2025.

## Purchase and Sale of Fund Shares

The Fund is an ETF. Individual shares of the Fund may only be bought and sold in the secondary market through a broker-dealer. Because ETF shares trade at market prices rather than at NAV, shares may trade at a price greater than NAV (a premium) or less than NAV (a discount). An investor may incur costs attributable to the difference between the highest price a buyer is willing to pay to purchase shares of the Fund (bid) and the lowest price a seller is willing to accept for shares of the Fund (ask) when buying or selling shares in the secondary market (the “bid-ask spread”).

## Tax Information

The Fund intends to make distributions that may be taxable to you as ordinary income or capital gains, unless you are investing through a tax-deferred arrangement such as a 401(k) plan or an IRA, in which case, your distributions generally will be taxed when withdrawn.

## Payments to Broker-Dealers and Other Financial Intermediaries

If you purchase shares of the Fund through a broker-dealer or other financial intermediary (such as a bank), BFA or other related companies may pay the intermediary for marketing activities and presentations, educational training programs, conferences, the development of technology platforms and reporting systems or other services related to the sale or promotion of the Fund. These payments may create a conflict of interest by influencing the broker-dealer or other intermediary and your salesperson to recommend the Fund over another investment. Ask your salesperson or visit your financial intermediary’s website for more information.

# iSHARES<sup>®</sup> GLOBAL INDUSTRIALS ETF

Ticker: EXI

Stock Exchange: NYSE Arca

## Investment Objective

The iShares Global Industrials ETF (the “Fund”) seeks to track the investment results of an index composed of global equities in the industrials sector.

## Fees and Expenses

The following table describes the fees and expenses that you will incur if you buy, hold and sell shares of the Fund. The investment advisory agreement between iShares Trust (the “Trust”) and BlackRock Fund Advisors (“BFA”) (the “Investment Advisory Agreement”) provides that BFA will pay all operating expenses of the Fund, except: (i) the management fees, (ii) interest expenses, (iii) taxes, (iv) expenses incurred with respect to the acquisition and disposition of portfolio securities and the execution of portfolio transactions, including brokerage commissions, (v) distribution fees or expenses, and (vi) litigation expenses and any extraordinary expenses.

**You may pay other fees, such as brokerage commissions and other fees to financial intermediaries, which are not reflected in the tables and examples below.**

Annual Fund Operating Expenses (ongoing expenses that you pay each year as a percentage of the value of your investments) <sup>1</sup>			
<u>Management Fees</u>	<u>Distribution and Service (12b-1) Fees</u>	<u>Other Expenses<sup>2</sup></u>	<u>Total Annual Fund Operating Expenses</u>
0.39%	None	0.00%	0.39%

<sup>1</sup> Operating expenses paid by BFA under the Investment Advisory Agreement exclude acquired fund fees and expenses, if any.

<sup>2</sup> The amount rounded to 0.00%.

**Example.** This Example is intended to help you compare the cost of owning shares of the Fund with the cost of investing in other funds. The Example assumes that you invest \$10,000 in the Fund for the time periods indicated and then sell all of your shares at the end of those periods. The Example also assumes that your investment has a 5% return each year and that the Fund’s operating expenses remain the same. Although your actual costs may be higher or lower, based on these assumptions, your costs would be:

<u>1 Year</u>	<u>3 Years</u>	<u>5 Years</u>	<u>10 Years</u>
\$40	\$125	\$219	\$493

**Portfolio Turnover.** The Fund may pay transaction costs, such as commissions, when it buys and sells securities (or “turns over” its portfolio). A higher portfolio turnover rate may indicate higher transaction costs and may result in higher taxes when Fund shares are held in a taxable account. These costs, which are not reflected in the Annual Fund Operating Expenses or in the Example, affect the Fund’s performance. During the most recent fiscal year, the Fund’s portfolio turnover rate was 4% of the average value of its portfolio.

## Principal Investment Strategies

The Fund seeks to track the investment results of the S&P Global 1200 Industrials Index™ (the “Underlying Index”), which measures the performance of companies that S&P Dow Jones Indices LLC (the “Index Provider” or “SPDJI”), a subsidiary of S&P Global, Inc., deems to be part of the industrials sector of the economy and that SPDJI believes are important to global markets. The Underlying Index is a subset of the S&P Global 1200, which is designed to measure the performance of large-capitalization stocks from major global markets, as determined by SPDJI. As of March 31, 2025, a significant portion of the Underlying Index is represented by securities of companies in the industrials industry or sector. The components of the Underlying Index are likely to change over time. As of March 31, 2025, the Underlying Index was composed of securities of companies in the following countries or regions: Australia, Brazil, Canada, Chile, Denmark, Finland, France, Germany, Hong Kong, Ireland, Italy, Japan, Mexico, the Netherlands, Norway, Spain, Sweden, Switzerland, the United Kingdom (the “U.K.”) and the U.S.

BFA uses an indexing approach to try to achieve the Fund’s investment objective. The Fund does not try to “beat” the index it tracks and does not seek temporary defensive positions when markets decline or appear overvalued.

Indexing may eliminate the chance that the Fund will substantially outperform the Underlying Index but also may reduce some of the risks of active management, such as poor security selection. Indexing seeks to achieve lower costs and better after-tax performance by aiming to keep portfolio turnover low in comparison to actively managed investment companies.

BFA uses a representative sampling indexing strategy to manage the Fund. “Representative sampling” is an indexing strategy that involves investing in a representative sample of securities that collectively has an investment profile similar to that of an applicable underlying index. The securities selected are expected to have, in the aggregate, investment characteristics (based on factors such as market capitalization and industry weightings), fundamental characteristics (such as return variability and yield) and liquidity measures similar to those of an applicable underlying index. The Fund may or may not hold all of the securities in the Underlying Index.

The Fund generally will invest at least 80% of its assets in the component securities of its Underlying Index and in investments that have economic characteristics that are substantially identical to the component securities of its Underlying Index (*i.e.*, depositary receipts representing securities of the Underlying Index) and may invest up to 20% of its assets in certain futures, options and swap contracts, cash and cash equivalents, including shares of money market funds advised by BFA or its affiliates, as

well as in securities not included in the Underlying Index, but which BFA believes will help the Fund track the Underlying Index. Cash and cash equivalent investments associated with a derivative position will be treated as part of that position for the purposes of calculating the percentage of investments included in the Underlying Index. The Fund seeks to track the investment results of the Underlying Index before fees and expenses of the Fund.

The Fund may lend securities representing up to one-third of the value of the Fund’s total assets (including the value of any collateral received).

The Underlying Index is a product of SPDJI, which is independent of the Fund and BFA. The Index Provider determines the composition and relative weightings of the securities in the Underlying Index and publishes information regarding the market value of the Underlying Index.

**Industry Concentration Policy.** The Fund will concentrate its investments (*i.e.*, hold 25% or more of its total assets) in a particular industry or group of industries to approximately the same extent that the Underlying Index is concentrated. For purposes of this limitation, securities of the U.S. government (including its agencies and instrumentalities) and repurchase agreements collateralized by U.S. government securities are not considered to be issued by members of any industry.

## Summary of Principal Risks

As with any investment, you could lose all or part of your investment in the Fund, and the Fund’s performance could trail that of other investments. The Fund is subject to certain risks, including the principal risks noted below any of which may adversely affect the Fund’s net asset value per share (“NAV”), trading price, yield, total return and ability to meet its investment objective. Certain key risks are prioritized below (with others following in alphabetical order), but the relative significance of any risk is difficult to predict and may change over time. You should review each risk factor carefully.

**Industrial Companies Risk.** Industrial companies face a number of risks, including supply chain and distribution disruptions, business interruptions, product obsolescence, third-party vendor risks, cyber attacks, trade disputes, product recalls, liability claims, scarcity of materials or parts, excess capacity, changes in consumer preferences, and volatility in commodity prices and currencies. The performance of such companies may also be affected by technological developments, labor relations, legislative and regulatory changes, government spending policies, and changes in domestic and international economies.

**Equity Securities Risk.** Equity securities are subject to changes in value, and their values may be more volatile than those of other asset classes. The value of a security may decline for a number of reasons that may directly relate to the issuer as well as due to general industry or market conditions. Common stock is subordinated to preferred securities and debt in a company’s capital structure. Common stock has the lowest priority, and the greatest risk, with respect to dividends and any liquidation payments in the event of an issuer’s bankruptcy.

**Market Risk.** The Fund could lose money over short periods due to short-term market movements and over longer periods during more prolonged market downturns. Local, regional or global events such as war, acts of terrorism, pandemics or other public health issues, recessions, the prospect or occurrence of a sovereign default or other financial crisis, or other events could have a significant impact on the Fund and its investments and could result in increased premiums or discounts to the Fund's NAV.

**Index-Related Risk.** The Index Provider may rely on various sources of information to assess the criteria of components of the Underlying Index, including information that may be based on assumptions and estimates. Neither the Fund nor BFA can offer assurances that the Index Provider's methodology or sources of information will provide an accurate assessment of included components or will result in the Fund meeting its investment objective. Errors in index data, index computations or the construction of the Underlying Index in accordance with its methodology may occur, and the Index Provider may not identify or correct them promptly or at all, which may have an adverse impact on the Fund and its shareholders. Unusual market conditions or other unforeseen circumstances (such as natural disasters, political unrest or war) may impact the Index Provider or a third-party data provider and could cause the Index Provider to postpone a scheduled rebalance. This could cause the Underlying Index to vary from its normal or expected composition.

**Asset Class Risk.** The securities and other assets in the Underlying Index or in the Fund's portfolio may underperform in comparison to financial markets generally, a particular financial market, another index, or other asset classes.

**Authorized Participant Concentration Risk.** An "Authorized Participant" is a member or participant of a clearing agency registered with the SEC, which has a written agreement with the Fund or one of its service providers that allows the Authorized Participant to place orders for the purchase and redemption of creation units ("Creation Units"). Only an Authorized Participant may engage in creation or redemption transactions directly with the Fund. There are a limited number of institutions that may act as Authorized Participants for the Fund, including on an agency basis on behalf of other market participants. No Authorized Participant is obligated to engage in creation or redemption transactions. To the extent that Authorized Participants exit the business or do not place creation or redemption orders for the Fund and no other Authorized Participant places orders, Fund shares are more likely to trade at a premium or discount to NAV and possibly face trading halts or delisting.

**Concentration Risk.** The Fund may be susceptible to an increased risk of loss, including losses due to adverse events that affect the Fund's investments more than the market as a whole, to the extent that the Fund's investments are concentrated in the securities or other assets of one or more issuers, countries or other geographic units, markets, industries, project types, or asset classes.

**Currency Risk.** Because the Fund's NAV is determined in U.S. dollars, the NAV could decline if the currency of the non-U.S. market in which the Fund invests depreciates against the U.S. dollar or if there are delays or limits on the repatriation of foreign currency. Currency exchange rates can be very volatile and can change quickly and unpredictably. As a result, the Fund's NAV may change quickly and without warning. In addition, the Fund may incur costs in connection with conversions between U.S. dollars and foreign currencies.

**Issuer Risk.** The performance of the Fund depends on the performance of individual securities or other assets to which the Fund has exposure. The value of securities or other assets may decline, or perform differently from the market as a whole, due to changes in the financial condition or credit rating of the issuer or counterparty.

**Large-Capitalization Companies Risk.** Large-capitalization companies may be less able than smaller-capitalization companies to adapt to changing market conditions and competitive challenges. Large-capitalization companies may be more mature and subject to more limited growth potential compared with smaller-capitalization companies. The performance of large-capitalization companies could trail the overall performance of the broader securities markets.

**Large Shareholder and Large-Scale Redemption Risk.** Certain shareholders of the Fund, including an Authorized Participant, a third-party investor, the Fund's adviser, an affiliate of the Fund's adviser, a market maker, or another entity, may from time to time own or manage a substantial amount of Fund shares, or may hold their investment in the Fund for a limited period of time. There can be no assurance that any large shareholder or large group of shareholders would not redeem their investment. Redemptions of a large number of Fund shares could require the Fund to dispose of assets to meet the redemption requests, which can accelerate the realization of taxable income and/or capital gains and cause the Fund to make taxable distributions to its shareholders earlier than the Fund otherwise would have. In addition, under certain circumstances, non-redeeming shareholders may be treated as receiving a disproportionately large taxable distribution during or with respect to such year. In some circumstances, the Fund may hold a relatively large proportion of its assets in cash in anticipation of large redemptions, diluting its investment returns. These large redemptions may also force the Fund to sell portfolio securities or other assets when it might not otherwise do so, which may negatively impact the Fund's NAV, increase the Fund's brokerage costs and/or have a material effect on the market price of Fund shares.

**Management Risk.** The Fund generally does not attempt to take defensive positions under any market conditions, including declining markets. As the Fund will not fully replicate the Underlying Index and may hold securities or other assets not included in the Underlying Index, it is subject to the risk that the investment strategy of BFA may not produce the intended results. There is no guarantee that the Fund's investment results will have a high degree of correlation to those of the Underlying Index or that the Fund will achieve its investment objective.

**Market Trading Risk.** The Fund faces numerous market trading risks, including the potential lack of an active market for Fund shares (including through a trading halt), losses from trading in secondary markets, periods of high volatility, and disruptions in the process of creating and redeeming Fund shares. Any of these factors, among others, may lead to the Fund's shares trading in the secondary market at a premium or discount to NAV or to the intraday value of the Fund's portfolio holdings. If you buy Fund shares at a time when the market price is at a premium to NAV or sell Fund shares at a time when the market price is at a discount to NAV, you may pay significantly more or receive significantly less than the underlying value of the Fund shares.

**National Closed Market Trading Risk.** To the extent that securities or other assets held by the Fund trade on foreign exchanges or in foreign markets that may be closed when the securities exchange on which the Fund's shares trade is open, there are likely to be deviations between such asset's current price and its last quoted price (*i.e.*, the quote from the closed

foreign market to the Fund). The impact of a closed foreign market on the Fund is likely to be greater where a large portion of the Fund's holdings trade on a closed foreign market or when a foreign market is closed for unscheduled reasons. These deviations could result in premiums or discounts to the Fund's NAV that may be greater than those experienced by other funds.

**Non-U.S. Securities Risk.** Securities issued by non-U.S. issuers (including depositary receipts) are subject to different legal, regulatory, political, economic, and market risks than securities issued by U.S. issuers. These risks include greater market volatility, less market liquidity, higher transaction costs, expropriation, confiscatory taxation, adverse changes in foreign investment or currency control regulations, restrictions on the repatriation of capital, and political instability. Non-U.S. issuers may be subject to different accounting, audit and financial reporting standards than U.S. issuers, and there may be less publicly available information about non-U.S. issuers. Foreign market trading hours, different clearing and settlement procedures, and holiday schedules may limit the Fund's ability to engage in portfolio transactions. To the extent that investments are made in a limited number of countries, events in those countries will have a more significant impact on the Fund. The Fund is specifically exposed to **European Economic Risk**.

**Operational and Technology Risks.** The Fund is directly and indirectly susceptible to operational and technology risks, including those related to human errors, processing errors, communication errors, systems failures, cybersecurity incidents, and the use of artificial intelligence and machine learning ("AI"), which may result in losses for the Fund and its shareholders or may impair the Fund's operations. While the Fund's service providers are required to have appropriate operational, information security and cybersecurity risk management policies and procedures, their methods of risk management may differ from those of the Fund. Operational and technology risks for the issuers in which the Fund invests could also result in material adverse consequences for such issuers and may cause the Fund's investments in such issuers to lose value.

**Risk of Investing in Developed Countries.** The Fund's investment in developed country issuers will subject the Fund to legal, regulatory, political, currency, security, economic and other risks associated with developed countries. Developed countries tend to represent a significant portion of the global economy and have generally experienced slower economic growth than some less developed countries. Certain developed countries have experienced security concerns, such as war, terrorism and strained international relations. Incidents involving a country's or region's security may cause uncertainty in its markets and may adversely affect its economy and the Fund's investments. In addition, developed countries may be adversely impacted by changes to the economic conditions of certain key trading partners, regulatory burdens, debt burdens and the price or availability of certain commodities.

**Risk of Investing in the U.S.** Investing in U.S. issuers subjects the Fund to legal, regulatory, political, currency, security, and economic risks that are specific to the U.S. Certain changes in the U.S., such as a weakening of the U.S. economy or a decline in its financial markets, may have an adverse effect on U.S. issuers.

**Securities Lending Risk.** The Fund may engage in securities lending. Securities lending involves the risk that the Fund may lose money because the borrower of the loaned securities fails to return the securities in a timely manner or at all. The Fund could also lose money in the event of a decline in the value of collateral provided for loaned securities or a decline in the value of any investments made with cash collateral. These events could also trigger adverse tax consequences for the Fund.

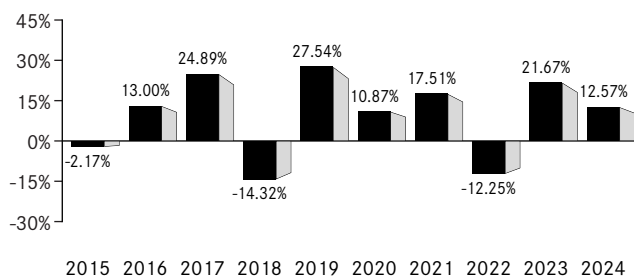
**Tracking Error Risk.** The Fund may be subject to "tracking error," which is the divergence of the Fund's performance from that of the Underlying Index. Tracking error may occur due to a number of factors, including differences between the securities and other assets held in the Fund's portfolio and those included in the Underlying Index; differences in the timing and methodologies used to value securities and other assets; transaction costs and other expenses incurred by the Fund that the Underlying Index does not incur; the Fund's holding of uninvested cash; differences in the timing of the accrual or the valuation of dividends or interest received by the Fund or distributions paid to Fund shareholders; tax gains or losses; the requirements for the Fund to maintain pass-through tax treatment; portfolio transactions carried out to minimize the distribution of capital gains to shareholders; the acceptance of custom baskets; changes to the Underlying Index; and impacts to the Fund of complying with certain regulatory requirements or limits. Tracking error risk may be heightened during times of increased market volatility or other unusual market conditions. A Fund that tracks an index with exposure to non-U.S. issuers may experience higher tracking error than ETFs that do not track such indexes.

**Valuation Risk.** The price that the Fund could receive upon the sale (or other disposition) of a security or other asset may differ from the Fund's valuation of the security or other asset, particularly for securities or other assets that trade in low volume or volatile markets or that are valued using a fair value methodology. The price received by the Fund also may differ from the value used by the Underlying Index. In addition, the value of the securities or other assets in the Fund's portfolio may change on days or during time periods when investors are not able to purchase or sell Fund shares. Authorized Participants that create or redeem Fund shares on days when the Fund is holding fair-valued securities or other assets may receive fewer or more shares, or lower or higher redemption proceeds, than they would have received had the securities or other assets not been fair valued or been valued using a different methodology. The ability to value investments may be impacted by technological issues or errors by pricing services or other third-party service providers.

## Performance Information

The performance information below illustrates how the Fund's performance has varied over different periods and provides some indication of the risks of investing in the Fund. The bar chart shows how the performance of the Fund has varied from one calendar year to another over the periods shown. The table compares the Fund's performance to that of an appropriate broad-based securities market index and the Underlying Index. Fund returns assume the reinvestment of any dividends and distributions. The Fund's returns reflect the impact of any agreements to waive or reimburse expenses, which would reduce performance if not in effect. Past performance (before and after taxes) does not necessarily indicate how the Fund will perform in the future. Updated performance information, including the Fund's current NAV, may be obtained by visiting [www.iShares.com](http://www.iShares.com) or by calling 1-800-iShares (1-800-474-2737) (toll free).

### Calendar Year-by-Year Returns



	<u>Return (%)</u>	<u>Period Ended</u>
<b>Calendar Year-to-Date Return</b>	18.06%	June 30, 2025
<b>During the periods shown in the chart:</b>		
Best Quarter	18.96%	December 31, 2022
Worst Quarter	-26.73%	March 31, 2020

### Average Annual Total Returns (for the periods ended December 31, 2024)

	<u>One Year</u>	<u>Five Years</u>	<u>Ten Years</u>
<b>(Inception Date: 9/12/2006)</b>			
Return Before Taxes	12.57%	9.39%	8.98%
Return After Taxes on Distributions	12.17%	8.99%	8.55%
Return After Taxes on Distributions and Sale of Fund Shares	7.71%	7.38%	7.26%
<b>S&amp;P Global Broad Market Index<sup>1</sup></b> (Returns do not reflect deductions for fees, expenses or taxes)	16.24%	9.44%	8.86%
<b>S&amp;P Global 1200 Industrials Index</b> (Returns do not reflect deductions for fees, expenses or taxes)	12.82%	9.47%	9.02%

<sup>1</sup> The Fund has added this broad-based index in response to new regulatory requirements.

After-tax returns in the table above are calculated using the historical highest individual U.S. federal marginal income tax rates and do not reflect the impact of state or local taxes. Actual after-tax returns depend on an investor's tax situation and may differ from those shown, and after-tax returns shown are not relevant to tax-exempt investors or investors who hold shares through tax-deferred arrangements, such as 401(k) plans or individual retirement accounts ("IRAs"). Fund returns after taxes on distributions and sales of Fund shares are calculated assuming that an investor has sufficient capital gains of the same character from other investments to offset any capital losses from the sales of Fund shares. As a result, Fund returns after taxes on distributions and sales of Fund shares may exceed Fund returns before taxes and/or returns after taxes on distributions.

## Management

**Investment Adviser.** BlackRock Fund Advisors.

**Portfolio Managers.** Jennifer Hsui, Matt Waldron, Peter Sietsema and Steven White (the “Portfolio Managers”) are primarily responsible for the day-to-day management of the Fund. Each Portfolio Manager supervises a portfolio management team. Ms. Hsui has been a Portfolio Manager of the Fund since 2012. Mr. Waldron, Mr. Sietsema and Mr. White have been Portfolio Managers of the Fund since 2025.

## Purchase and Sale of Fund Shares

The Fund is an ETF. Individual shares of the Fund may only be bought and sold in the secondary market through a broker-dealer. Because ETF shares trade at market prices rather than at NAV, shares may trade at a price greater than NAV (a premium) or less than NAV (a discount). An investor may incur costs attributable to the difference between the highest price a buyer is willing to pay to purchase shares of the Fund (bid) and the lowest price a seller is willing to accept for shares of the Fund (ask) when buying or selling shares in the secondary market (the “bid-ask spread”).

## Tax Information

The Fund intends to make distributions that may be taxable to you as ordinary income or capital gains, unless you are investing through a tax-deferred arrangement such as a 401(k) plan or an IRA, in which case, your distributions generally will be taxed when withdrawn.

## Payments to Broker-Dealers and Other Financial Intermediaries

If you purchase shares of the Fund through a broker-dealer or other financial intermediary (such as a bank), BFA or other related companies may pay the intermediary for marketing activities and presentations, educational training programs, conferences, the development of technology platforms and reporting systems or other services related to the sale or promotion of the Fund. These payments may create a conflict of interest by influencing the broker-dealer or other intermediary and your salesperson to recommend the Fund over another investment. Ask your salesperson or visit your financial intermediary’s website for more information.

# iSHARES<sup>®</sup> GLOBAL INFRASTRUCTURE ETF

Ticker: IGF

Stock Exchange: Nasdaq

## Investment Objective

The iShares Global Infrastructure ETF (the “Fund”) seeks to track the investment results of an index composed of developed market equities in the infrastructure industry.

## Fees and Expenses

The following table describes the fees and expenses that you will incur if you buy, hold and sell shares of the Fund. The investment advisory agreement between iShares Trust (the “Trust”) and BlackRock Fund Advisors (“BFA”) (the “Investment Advisory Agreement”) provides that BFA will pay all operating expenses of the Fund, except: (i) the management fees, (ii) interest expenses, (iii) taxes, (iv) expenses incurred with respect to the acquisition and disposition of portfolio securities and the execution of portfolio transactions, including brokerage commissions, (v) distribution fees or expenses, and (vi) litigation expenses and any extraordinary expenses.

**You may pay other fees, such as brokerage commissions and other fees to financial intermediaries, which are not reflected in the tables and examples below.**

Annual Fund Operating Expenses (ongoing expenses that you pay each year as a percentage of the value of your investments) <sup>1</sup>			
<u>Management Fees</u>	<u>Distribution and Service (12b-1) Fees</u>	<u>Other Expenses<sup>2</sup></u>	<u>Total Annual Fund Operating Expenses</u>
0.39%	None	0.00%	0.39%

<sup>1</sup> Operating expenses paid by BFA under the Investment Advisory Agreement exclude acquired fund fees and expenses, if any.

<sup>2</sup> The amount rounded to 0.00%.

**Example.** This Example is intended to help you compare the cost of owning shares of the Fund with the cost of investing in other funds. The Example assumes that you invest \$10,000 in the Fund for the time periods indicated and then sell all of your shares at the end of those periods. The Example also assumes that your investment has a 5% return each year and that the Fund’s operating expenses remain the same. Although your actual costs may be higher or lower, based on these assumptions, your costs would be:

<u>1 Year</u>	<u>3 Years</u>	<u>5 Years</u>	<u>10 Years</u>
\$40	\$125	\$219	\$493

**Portfolio Turnover.** The Fund may pay transaction costs, such as commissions, when it buys and sells securities (or “turns over” its portfolio). A higher portfolio turnover rate may indicate higher transaction costs and may result in higher taxes when Fund shares are held in a taxable account. These costs, which are not reflected in the Annual Fund Operating Expenses or in the Example, affect the Fund’s performance. During the most recent fiscal year, the Fund’s portfolio turnover rate was 14% of the average value of its portfolio.

## Principal Investment Strategies

The Fund seeks to track the investment results of the S&P Global Infrastructure Index™ (the “Underlying Index”), which is designed to track performance of the stocks of large infrastructure companies in developed or emerging markets (only developed market listings are eligible for stocks of issuers domiciled in emerging markets). The Underlying Index includes companies involved in utilities, energy and transportation infrastructure, such as the management or ownership of oil and gas storage and transportation; airport services; highways and rail tracks; marine ports and services; and electric, gas and water utilities. As of March 31, 2025, the Underlying Index was comprised of securities of companies in the following countries: Australia, Brazil, Canada, China, Denmark, France, Germany, Italy, Japan, Luxembourg, Mexico, New Zealand, Norway, Singapore, Spain, Switzerland, the United Kingdom (the “U.K.”) and the U.S. As of March 31, 2025, a significant portion of the Underlying Index is represented by securities of companies in the energy, industrials, infrastructure and utilities industries or sectors. The components of the Underlying Index are likely to change over time.

BFA uses an indexing approach to try to achieve the Fund’s investment objective. The Fund does not try to “beat” the index it tracks and does not seek temporary defensive positions when markets decline or appear overvalued.

Indexing may eliminate the chance that the Fund will substantially outperform the Underlying Index but also may reduce some of the risks of active management, such as poor security selection. Indexing seeks to achieve lower costs and better after-tax performance by aiming to keep portfolio turnover low in comparison to actively managed investment companies.

BFA uses a representative sampling indexing strategy to manage the Fund. “Representative sampling” is an indexing strategy that involves investing in a representative sample of securities that collectively has an investment profile similar to that of an applicable underlying index. The securities selected are expected to have, in the aggregate, investment characteristics (based on factors such as market capitalization and industry weightings), fundamental characteristics (such as return variability and yield) and liquidity measures similar to those of an applicable underlying index. The Fund may or may not hold all of the securities in the Underlying Index.

The Fund generally will invest at least 80% of its assets in the component securities of its Underlying Index and in investments that have economic characteristics that are substantially identical to the component securities of its Underlying Index (*i.e.*, depositary receipts representing securities of the Underlying Index) and may invest up to 20% of its assets in certain futures, options and swap contracts, cash and cash equivalents, including

shares of money market funds advised by BFA or its affiliates, as well as in securities not included in the Underlying Index, but which BFA believes will help the Fund track the Underlying Index. Cash and cash equivalent investments associated with a derivative position will be treated as part of that position for the purposes of calculating the percentage of investments included in the Underlying Index. The Fund seeks to track the investment results of the Underlying Index before fees and expenses of the Fund.

The Fund may lend securities representing up to one-third of the value of the Fund’s total assets (including the value of any collateral received).

The Underlying Index is a product of S&P Dow Jones Indices LLC (the “Index Provider” or “SPDJI”), which is independent of the Fund and BFA. The Index Provider determines the composition and relative weightings of the securities in the Underlying Index and publishes information regarding the market value of the Underlying Index.

**Industry Concentration Policy.** The Fund will concentrate its investments (*i.e.*, hold 25% or more of its total assets) in a particular industry or group of industries to approximately the same extent that the Underlying Index is concentrated. For purposes of this limitation, securities of the U.S. government (including its agencies and instrumentalities) and repurchase agreements collateralized by U.S. government securities are not considered to be issued by members of any industry.

## Summary of Principal Risks

As with any investment, you could lose all or part of your investment in the Fund, and the Fund’s performance could trail that of other investments. The Fund is subject to certain risks, including the principal risks noted below any of which may adversely affect the Fund’s net asset value per share (“NAV”), trading price, yield, total return and ability to meet its investment objective. Certain key risks are prioritized below (with others following in alphabetical order), but the relative significance of any risk is difficult to predict and may change over time. You should review each risk factor carefully.

**Infrastructure Companies Risk.** Companies involved in infrastructure or infrastructure-related industries may be adversely affected by supply chain and distribution disruptions, business interruptions, third-party vendor risks, shifts in public and private capital spending levels, regulations, cyber or other attacks, volatility in commodity prices and currencies, trade disputes, scarcity of materials or parts, excess capacity, and liability claims, among other things. The performance of such companies also may be affected by technological developments, extreme weather or other catastrophic events, labor relations, government spending policies, and changes in domestic and international economies.

**Equity Securities Risk.** Equity securities are subject to changes in value, and their values may be more volatile than those of other asset classes. The value of a security may decline for a number of reasons that may directly relate to the issuer as well as due to general industry or market conditions. Common stock is subordinated to preferred securities and debt in a company’s capital structure. Common stock has the lowest priority, and the

greatest risk, with respect to dividends and any liquidation payments in the event of an issuer's bankruptcy.

**Market Risk.** The Fund could lose money over short periods due to short-term market movements and over longer periods during more prolonged market downturns. Local, regional or global events such as war, acts of terrorism, pandemics or other public health issues, recessions, the prospect or occurrence of a sovereign default or other financial crisis, or other events could have a significant impact on the Fund and its investments and could result in increased premiums or discounts to the Fund's NAV.

**Index-Related Risk.** The Index Provider may rely on various sources of information to assess the criteria of components of the Underlying Index, including information that may be based on assumptions and estimates. Neither the Fund nor BFA can offer assurances that the Index Provider's methodology or sources of information will provide an accurate assessment of included components or will result in the Fund meeting its investment objective. Errors in index data, index computations or the construction of the Underlying Index in accordance with its methodology may occur, and the Index Provider may not identify or correct them promptly or at all, which may have an adverse impact on the Fund and its shareholders. Unusual market conditions or other unforeseen circumstances (such as natural disasters, political unrest or war) may impact the Index Provider or a third-party data provider and could cause the Index Provider to postpone a scheduled rebalance. This could cause the Underlying Index to vary from its normal or expected composition.

**Asset Class Risk.** The securities and other assets in the Underlying Index or in the Fund's portfolio may underperform in comparison to financial markets generally, a particular financial market, another index, or other asset classes.

**Authorized Participant Concentration Risk.** An "Authorized Participant" is a member or participant of a clearing agency registered with the SEC, which has a written agreement with the Fund or one of its service providers that allows the Authorized Participant to place orders for the purchase and redemption of creation units ("Creation Units"). Only an Authorized Participant may engage in creation or redemption transactions directly with the Fund. There are a limited number of institutions that may act as Authorized Participants for the Fund, including on an agency basis on behalf of other market participants. No Authorized Participant is obligated to engage in creation or redemption transactions. To the extent that Authorized Participants exit the business or do not place creation or redemption orders for the Fund and no other Authorized Participant places orders, Fund shares are more likely to trade at a premium or discount to NAV and possibly face trading halts or delisting.

**Concentration Risk.** The Fund may be susceptible to an increased risk of loss, including losses due to adverse events that affect the Fund's investments more than the market as a whole, to the extent that the Fund's investments are concentrated in the securities or other assets of one or more issuers, countries or other geographic units, markets, industries, project types, or asset classes.

**Currency Risk.** Because the Fund's NAV is determined in U.S. dollars, the NAV could decline if the currency of the non-U.S.

market in which the Fund invests depreciates against the U.S. dollar or if there are delays or limits on the repatriation of foreign currency. Currency exchange rates can be very volatile and can change quickly and unpredictably. As a result, the Fund's NAV may change quickly and without warning. In addition, the Fund may incur costs in connection with conversions between U.S. dollars and foreign currencies.

**Energy Companies Risk.** Companies in the energy sector may be adversely affected by volatility in energy and commodity prices, lower demand, overproduction, depletion of resources, social and political unrest, war, trade disputes, government regulations and energy transition efforts, among other factors. The energy sector is cyclical and can be significantly impacted by changes in economic conditions. Some energy companies, such as those in the oil and gas sector, face substantial costs related to exploration and production and significant operational risks. Energy companies are at risk of environmental damage claims and other litigation.

**Industrial Companies Risk.** Industrial companies face a number of risks, including supply chain and distribution disruptions, business interruptions, product obsolescence, third-party vendor risks, cyber attacks, trade disputes, product recalls, liability claims, scarcity of materials or parts, excess capacity, changes in consumer preferences, and volatility in commodity prices and currencies. The performance of such companies may also be affected by technological developments, labor relations, legislative and regulatory changes, government spending policies, and changes in domestic and international economies.

**Issuer Risk.** The performance of the Fund depends on the performance of individual securities or other assets to which the Fund has exposure. The value of securities or other assets may decline, or perform differently from the market as a whole, due to changes in the financial condition or credit rating of the issuer or counterparty.

**Large-Capitalization Companies Risk.** Large-capitalization companies may be less able than smaller-capitalization companies to adapt to changing market conditions and competitive challenges. Large-capitalization companies may be more mature and subject to more limited growth potential compared with smaller-capitalization companies. The performance of large-capitalization companies could trail the overall performance of the broader securities markets.

**Management Risk.** The Fund generally does not attempt to take defensive positions under any market conditions, including declining markets. As the Fund will not fully replicate the Underlying Index and may hold securities or other assets not included in the Underlying Index, it is subject to the risk that the investment strategy of BFA may not produce the intended results. There is no guarantee that the Fund's investment results will have a high degree of correlation to those of the Underlying Index or that the Fund will achieve its investment objective.

**Market Trading Risk.** The Fund faces numerous market trading risks, including the potential lack of an active market for Fund shares (including through a trading halt), losses from trading in secondary markets, periods of high volatility, and disruptions in the process of creating and redeeming Fund shares. Any of these factors, among others, may lead to the Fund's shares trading in

the secondary market at a premium or discount to NAV or to the intraday value of the Fund's portfolio holdings. If you buy Fund shares at a time when the market price is at a premium to NAV or sell Fund shares at a time when the market price is at a discount to NAV, you may pay significantly more or receive significantly less than the underlying value of the Fund shares.

**Mid-Capitalization Companies Risk.** Compared to large-capitalization companies, mid-capitalization companies may be less stable and more susceptible to adverse developments. The securities of mid-capitalization companies may be more volatile and less liquid than those of large-capitalization companies. As a result, the Fund's share price may be more volatile than that of a fund with a greater investment in large-capitalization stocks.

**National Closed Market Trading Risk.** To the extent that securities or other assets held by the Fund trade on foreign exchanges or in foreign markets that may be closed when the securities exchange on which the Fund's shares trade is open, there are likely to be deviations between such asset's current price and its last quoted price (*i.e.*, the quote from the closed foreign market to the Fund). The impact of a closed foreign market on the Fund is likely to be greater where a large portion of the Fund's holdings trade on a closed foreign market or when a foreign market is closed for unscheduled reasons. These deviations could result in premiums or discounts to the Fund's NAV that may be greater than those experienced by other funds.

**Non-U.S. Securities Risk.** Securities issued by non-U.S. issuers (including depositary receipts) are subject to different legal, regulatory, political, economic, and market risks than securities issued by U.S. issuers. These risks include greater market volatility, less market liquidity, higher transaction costs, expropriation, confiscatory taxation, adverse changes in foreign investment or currency control regulations, restrictions on the repatriation of capital, and political instability. Non-U.S. issuers may be subject to different accounting, audit and financial reporting standards than U.S. issuers, and there may be less publicly available information about non-U.S. issuers. Foreign market trading hours, different clearing and settlement procedures, and holiday schedules may limit the Fund's ability to engage in portfolio transactions. To the extent that investments are made in a limited number of countries, events in those countries will have a more significant impact on the Fund. The Fund is specifically exposed to **European Economic Risk**.

**Operational and Technology Risks.** The Fund is directly and indirectly susceptible to operational and technology risks, including those related to human errors, processing errors, communication errors, systems failures, cybersecurity incidents, and the use of artificial intelligence and machine learning ("AI"), which may result in losses for the Fund and its shareholders or may impair the Fund's operations. While the Fund's service providers are required to have appropriate operational, information security and cybersecurity risk management policies and procedures, their methods of risk management may differ from those of the Fund. Operational and technology risks for the issuers in which the Fund invests could also result in material adverse consequences for such issuers and may cause the Fund's investments in such issuers to lose value.

**Risk of Investing in China.** Investments in Chinese securities, including certain Hong Kong-listed and U.S.-listed securities, are

subject to risks specific to China. China may be subject to considerable degrees of economic, political and social instability. Despite economic and market reforms in recent decades, the Chinese government's control over certain sectors and enterprises and significant regulation of investment and industry are still pervasive. Chinese companies are subject to the risk that Chinese authorities can intervene in their operations and structure. Chinese markets generally continue to experience inefficiency, a lack of publicly available information and/or political and social instability and may be subject to volatility and pricing anomalies resulting from governmental influence. Internal social unrest or confrontations with other countries, including military conflicts in response to such events, may disrupt China's economy and markets and result in a greater risk of currency fluctuations, currency non-convertibility, interest rate fluctuations and higher inflation.

China has experienced security concerns, such as terrorism and strained international relations. Additionally, China is alleged to have participated in state-sponsored cyberattacks against foreign companies and foreign governments. Actual and threatened responses to such activity and strained international relations, including purchasing restrictions, sanctions, export controls, tariffs or cyberattacks on the Chinese government or Chinese companies, may impact China's economy and Chinese issuers in which the Fund invests. Incidents involving China's or the region's security may adversely affect the Chinese economy and markets and the Fund's investments.

The Chinese economy is highly reliant on trade. A reduction in spending on Chinese products and services, supply chain diversification, the institution of additional tariffs or other trade barriers (including as a result of heightened trade tensions or a trade war between China and the U.S. or in response to actual or alleged Chinese cyber activity) or a downturn in any of the economies of China's key trading partners may have an adverse impact on the Chinese economy. The Underlying Index may include companies that are subject to economic or trade restrictions (but not investment restrictions) imposed by the U.S. or other governments due to national security, human rights or other concerns of such government. So long as these restrictions do not include restrictions on investments, the Fund is generally expected to invest in such companies, consistent with its objective to track the performance of the Underlying Index.

Chinese companies, including those listed on U.S. exchanges, are not subject to the same degree of regulatory requirements, accounting standards or auditor oversight as companies in more developed countries. As a result, information about the Chinese securities in which the Fund invests may be less reliable or complete. Chinese companies with securities listed on U.S. exchanges may be delisted if they do not meet U.S. accounting standards and auditor oversight requirements, or for other reasons, which would significantly decrease the liquidity and value of the securities. There may be significant obstacles to obtaining information necessary for investigations into or litigation against Chinese companies, and shareholders may have limited legal remedies.

Many Chinese companies listed on U.S. exchanges use variable interest entities or "VIEs" in their structure as a result of foreign ownership restrictions. Any change in the operations of entities in

a VIE structure, the status of VIE contractual arrangements or the legal or regulatory environment in China could result in significant, and possibly permanent and/or total, losses for investments in VIE issuers. The Fund does not select investments based on investor protection considerations.

**Risk of Investing in Developed Countries.** The Fund's investment in developed country issuers will subject the Fund to legal, regulatory, political, currency, security, economic and other risks associated with developed countries. Developed countries tend to represent a significant portion of the global economy and have generally experienced slower economic growth than some less developed countries. Certain developed countries have experienced security concerns, such as war, terrorism and strained international relations. Incidents involving a country's or region's security may cause uncertainty in its markets and may adversely affect its economy and the Fund's investments. In addition, developed countries may be adversely impacted by changes to the economic conditions of certain key trading partners, regulatory burdens, debt burdens and the price or availability of certain commodities.

**Risk of Investing in the U.S.** Investing in U.S. issuers subjects the Fund to legal, regulatory, political, currency, security, and economic risks that are specific to the U.S. Certain changes in the U.S., such as a weakening of the U.S. economy or a decline in its financial markets, may have an adverse effect on U.S. issuers.

**Securities Lending Risk.** The Fund may engage in securities lending. Securities lending involves the risk that the Fund may lose money because the borrower of the loaned securities fails to return the securities in a timely manner or at all. The Fund could also lose money in the event of a decline in the value of collateral provided for loaned securities or a decline in the value of any investments made with cash collateral. These events could also trigger adverse tax consequences for the Fund.

**Small-Capitalization Companies Risk.** Compared to mid- and large-capitalization companies, small-capitalization companies may be less stable and more susceptible to adverse developments. The securities of small-capitalization companies may be more volatile and less liquid than those of mid- and large-capitalization companies. As a result, the Fund's share price may be more volatile than that of a fund with a greater investment in large- or mid-capitalization stocks.

**Tracking Error Risk.** The Fund may be subject to "tracking error," which is the divergence of the Fund's performance from that of

the Underlying Index. Tracking error may occur due to a number of factors, including differences between the securities and other assets held in the Fund's portfolio and those included in the Underlying Index; differences in the timing and methodologies used to value securities and other assets; transaction costs and other expenses incurred by the Fund that the Underlying Index does not incur; the Fund's holding of uninvested cash; differences in the timing of the accrual or the valuation of dividends or interest received by the Fund or distributions paid to Fund shareholders; tax gains or losses; the requirements for the Fund to maintain pass-through tax treatment; portfolio transactions carried out to minimize the distribution of capital gains to shareholders; the acceptance of custom baskets; changes to the Underlying Index; and impacts to the Fund of complying with certain regulatory requirements or limits. Tracking error risk may be heightened during times of increased market volatility or other unusual market conditions. A Fund that tracks an index with exposure to non-U.S. issuers may experience higher tracking error than ETFs that do not track such indexes.

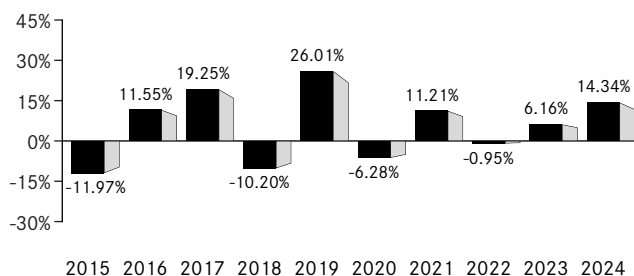
**Utility Companies Risk.** The utilities sector is generally subject to significant government regulation and oversight, including restrictions on rates as well as environmental and other regulations. Utility companies also may face risks related to, among other things, natural disasters, cyber or other attacks, capital project funding, energy price volatility and increased competition.

**Valuation Risk.** The price that the Fund could receive upon the sale (or other disposition) of a security or other asset may differ from the Fund's valuation of the security or other asset, particularly for securities or other assets that trade in low volume or volatile markets or that are valued using a fair value methodology. The price received by the Fund also may differ from the value used by the Underlying Index. In addition, the value of the securities or other assets in the Fund's portfolio may change on days or during time periods when investors are not able to purchase or sell Fund shares. Authorized Participants that create or redeem Fund shares on days when the Fund is holding fair-valued securities or other assets may receive fewer or more shares, or lower or higher redemption proceeds, than they would have received had the securities or other assets not been fair valued or been valued using a different methodology. The ability to value investments may be impacted by technological issues or errors by pricing services or other third-party service providers.

## Performance Information

The performance information below illustrates how the Fund's performance has varied over different periods and provides some indication of the risks of investing in the Fund. The bar chart shows how the performance of the Fund has varied from one calendar year to another over the periods shown. The table compares the Fund's performance to that of an appropriate broad-based securities market index and the Underlying Index. Fund returns assume the reinvestment of any dividends and distributions. The Fund's returns reflect the impact of any agreements to waive or reimburse expenses, which would reduce performance if not in effect. Past performance (before and after taxes) does not necessarily indicate how the Fund will perform in the future. Updated performance information, including the Fund's current NAV, may be obtained by visiting [www.iShares.com](http://www.iShares.com) or by calling 1-800-iShares (1-800-474-2737) (toll free).

### Calendar Year-by-Year Returns



	<u>Return (%)</u>	<u>Period Ended</u>
<b>Calendar Year-to-Date Return</b>	15.39%	June 30, 2025
<b>During the periods shown in the chart:</b>		
Best Quarter	14.88%	December 31, 2020
Worst Quarter	-29.25%	March 31, 2020

### Average Annual Total Returns (for the periods ended December 31, 2024)

	<u>One Year</u>	<u>Five Years</u>	<u>Ten Years</u>
<b>(Inception Date: 12/10/2007)</b>			
Return Before Taxes	14.34%	4.62%	5.20%
Return After Taxes on Distributions	13.57%	4.06%	4.60%
Return After Taxes on Distributions and Sale of Fund Shares	9.20%	3.64%	4.15%
<b>S&amp;P Global Broad Market Index<sup>1</sup></b> (Returns do not reflect deductions for fees, expenses or taxes)	16.24%	9.44%	8.86%
<b>S&amp;P Global Infrastructure Index</b> (Returns do not reflect deductions for fees, expenses or taxes)	14.05%	4.40%	5.00%

<sup>1</sup> The Fund has added this broad-based index in response to new regulatory requirements.

After-tax returns in the table above are calculated using the historical highest individual U.S. federal marginal income tax rates and do not reflect the impact of state or local taxes. Actual after-tax returns depend on an investor's tax situation and may differ from those shown, and after-tax returns shown are not relevant to tax-exempt investors or investors who hold shares through tax-deferred arrangements, such as 401(k) plans or individual retirement accounts ("IRAs"). Fund returns after taxes on distributions and sales of Fund shares are calculated assuming that an investor has sufficient capital gains of the same character from other investments to offset any capital losses from the sales of Fund shares. As a result, Fund returns after taxes on distributions and sales of Fund shares may exceed Fund returns before taxes and/or returns after taxes on distributions.

## Management

**Investment Adviser.** BlackRock Fund Advisors.

**Portfolio Managers.** Jennifer Hsui, Matt Waldron, Peter Sietsema and Steven White (the “Portfolio Managers”) are primarily responsible for the day-to-day management of the Fund. Each Portfolio Manager supervises a portfolio management team. Ms. Hsui has been a Portfolio Manager of the Fund since 2012. Mr. Waldron, Mr. Sietsema and Mr. White have been Portfolio Managers of the Fund since 2025.

## Purchase and Sale of Fund Shares

The Fund is an ETF. Individual shares of the Fund may only be bought and sold in the secondary market through a broker-dealer. Because ETF shares trade at market prices rather than at NAV, shares may trade at a price greater than NAV (a premium) or less than NAV (a discount). An investor may incur costs attributable to the difference between the highest price a buyer is willing to pay to purchase shares of the Fund (bid) and the lowest price a seller is willing to accept for shares of the Fund (ask) when buying or selling shares in the secondary market (the “bid-ask spread”).

## Tax Information

The Fund intends to make distributions that may be taxable to you as ordinary income or capital gains, unless you are investing through a tax-deferred arrangement such as a 401(k) plan or an IRA, in which case, your distributions generally will be taxed when withdrawn.

## Payments to Broker-Dealers and Other Financial Intermediaries

If you purchase shares of the Fund through a broker-dealer or other financial intermediary (such as a bank), BFA or other related companies may pay the intermediary for marketing activities and presentations, educational training programs, conferences, the development of technology platforms and reporting systems or other services related to the sale or promotion of the Fund. These payments may create a conflict of interest by influencing the broker-dealer or other intermediary and your salesperson to recommend the Fund over another investment. Ask your salesperson or visit your financial intermediary’s website for more information.

# iSHARES<sup>®</sup> GLOBAL MATERIALS ETF

Ticker: MXI

Stock Exchange: NYSE Arca

## Investment Objective

The iShares Global Materials ETF (the “Fund”) seeks to track the investment results of an index composed of global equities in the materials sector.

## Fees and Expenses

The following table describes the fees and expenses that you will incur if you buy, hold and sell shares of the Fund. The investment advisory agreement between iShares Trust (the “Trust”) and BlackRock Fund Advisors (“BFA”) (the “Investment Advisory Agreement”) provides that BFA will pay all operating expenses of the Fund, except: (i) the management fees, (ii) interest expenses, (iii) taxes, (iv) expenses incurred with respect to the acquisition and disposition of portfolio securities and the execution of portfolio transactions, including brokerage commissions, (v) distribution fees or expenses, and (vi) litigation expenses and any extraordinary expenses.

**You may pay other fees, such as brokerage commissions and other fees to financial intermediaries, which are not reflected in the tables and examples below.**

Annual Fund Operating Expenses (ongoing expenses that you pay each year as a percentage of the value of your investments) <sup>1</sup>			
<u>Management Fees</u>	<u>Distribution and Service (12b-1) Fees</u>	<u>Other Expenses<sup>2</sup></u>	<u>Total Annual Fund Operating Expenses</u>
0.39%	None	0.00%	0.39%

<sup>1</sup> Operating expenses paid by BFA under the Investment Advisory Agreement exclude acquired fund fees and expenses, if any.

<sup>2</sup> The amount rounded to 0.00%.

**Example.** This Example is intended to help you compare the cost of owning shares of the Fund with the cost of investing in other funds. The Example assumes that you invest \$10,000 in the Fund for the time periods indicated and then sell all of your shares at the end of those periods. The Example also assumes that your investment has a 5% return each year and that the Fund’s operating expenses remain the same. Although your actual costs may be higher or lower, based on these assumptions, your costs would be:

<u>1 Year</u>	<u>3 Years</u>	<u>5 Years</u>	<u>10 Years</u>
\$40	\$125	\$219	\$493

**Portfolio Turnover.** The Fund may pay transaction costs, such as commissions, when it buys and sells securities (or “turns over” its portfolio). A higher portfolio turnover rate may indicate higher transaction costs and may result in higher taxes when Fund shares are held in a taxable account. These costs, which are not reflected in the Annual Fund Operating Expenses or in the Example, affect the Fund’s performance. During the most recent fiscal year, the Fund’s portfolio turnover rate was 8% of the average value of its portfolio.

## Principal Investment Strategies

The Fund seeks to track the investment results of the S&P Global 1200 Materials Index™ (the “Underlying Index”), which measures the performance of companies that S&P Dow Jones Indices LLC (the “Index Provider” or “SPDJI”), a subsidiary of S&P Global, Inc., deems to be part of the materials sector of the economy and that SPDJI believes are important to global markets. The Underlying Index is a subset of the S&P Global 1200, which is designed to measure the performance of large-capitalization stocks from major global markets, as determined by SPDJI. As of March 31, 2025, a significant portion of the Underlying Index is represented by securities of companies in the materials industry or sector. The components of the Underlying Index are likely to change over time. As of March 31, 2025, the Underlying Index was composed of securities of companies in the following countries: Australia, Belgium, Brazil, Canada, Chile, Denmark, Finland, France, Germany, Japan, Luxembourg, Mexico, the Netherlands, Norway, Peru, South Korea, Sweden, Switzerland, the United Kingdom (the “U.K.”) and the U.S.

BFA uses an indexing approach to try to achieve the Fund’s investment objective. The Fund does not try to “beat” the index it tracks and does not seek temporary defensive positions when markets decline or appear overvalued.

Indexing may eliminate the chance that the Fund will substantially outperform the Underlying Index but also may reduce some of the risks of active management, such as poor security selection. Indexing seeks to achieve lower costs and better after-tax performance by aiming to keep portfolio turnover low in comparison to actively managed investment companies.

BFA uses a representative sampling indexing strategy to manage the Fund. “Representative sampling” is an indexing strategy that involves investing in a representative sample of securities that collectively has an investment profile similar to that of an applicable underlying index. The securities selected are expected to have, in the aggregate, investment characteristics (based on factors such as market capitalization and industry weightings), fundamental characteristics (such as return variability and yield) and liquidity measures similar to those of an applicable underlying index. The Fund may or may not hold all of the securities in the Underlying Index.

The Fund generally will invest at least 80% of its assets in the component securities of its Underlying Index and in investments that have economic characteristics that are substantially identical to the component securities of its Underlying Index (*i.e.*, depositary receipts representing securities of the Underlying Index) and may invest up to 20% of its assets in certain futures, options and swap contracts, cash and cash equivalents, including shares of money market funds advised by BFA or its affiliates, as

well as in securities not included in the Underlying Index, but which BFA believes will help the Fund track the Underlying Index. Cash and cash equivalent investments associated with a derivative position will be treated as part of that position for the purposes of calculating the percentage of investments included in the Underlying Index. The Fund seeks to track the investment results of the Underlying Index before fees and expenses of the Fund.

The Fund may lend securities representing up to one-third of the value of the Fund’s total assets (including the value of any collateral received).

The Underlying Index is a product of SPDJI, which is independent of the Fund and BFA. The Index Provider determines the composition and relative weightings of the securities in the Underlying Index and publishes information regarding the market value of the Underlying Index.

**Industry Concentration Policy.** The Fund will concentrate its investments (*i.e.*, hold 25% or more of its total assets) in a particular industry or group of industries to approximately the same extent that the Underlying Index is concentrated. For purposes of this limitation, securities of the U.S. government (including its agencies and instrumentalities) and repurchase agreements collateralized by U.S. government securities are not considered to be issued by members of any industry.

## Summary of Principal Risks

As with any investment, you could lose all or part of your investment in the Fund, and the Fund’s performance could trail that of other investments. The Fund is subject to certain risks, including the principal risks noted below any of which may adversely affect the Fund’s net asset value per share (“NAV”), trading price, yield, total return and ability to meet its investment objective. Certain key risks are prioritized below (with others following in alphabetical order), but the relative significance of any risk is difficult to predict and may change over time. You should review each risk factor carefully.

**Materials Companies Risk.** Materials companies may be adversely affected by volatility in commodity prices, changes in exchange rates, social and political unrest, war, depletion of resources, lower demand, overproduction, litigation and government regulations, among other factors.

**Equity Securities Risk.** Equity securities are subject to changes in value, and their values may be more volatile than those of other asset classes. The value of a security may decline for a number of reasons that may directly relate to the issuer as well as due to general industry or market conditions. Common stock is subordinated to preferred securities and debt in a company’s capital structure. Common stock has the lowest priority, and the greatest risk, with respect to dividends and any liquidation payments in the event of an issuer’s bankruptcy.

**Market Risk.** The Fund could lose money over short periods due to short-term market movements and over longer periods during more prolonged market downturns. Local, regional or global events such as war, acts of terrorism, pandemics or other public health issues, recessions, the prospect or occurrence of a sovereign default or other financial crisis, or other events could

have a significant impact on the Fund and its investments and could result in increased premiums or discounts to the Fund's NAV.

**Index-Related Risk.** The Index Provider may rely on various sources of information to assess the criteria of components of the Underlying Index, including information that may be based on assumptions and estimates. Neither the Fund nor BFA can offer assurances that the Index Provider's methodology or sources of information will provide an accurate assessment of included components or will result in the Fund meeting its investment objective. Errors in index data, index computations or the construction of the Underlying Index in accordance with its methodology may occur, and the Index Provider may not identify or correct them promptly or at all, which may have an adverse impact on the Fund and its shareholders. Unusual market conditions or other unforeseen circumstances (such as natural disasters, political unrest or war) may impact the Index Provider or a third-party data provider and could cause the Index Provider to postpone a scheduled rebalance. This could cause the Underlying Index to vary from its normal or expected composition.

**Asset Class Risk.** The securities and other assets in the Underlying Index or in the Fund's portfolio may underperform in comparison to financial markets generally, a particular financial market, another index, or other asset classes.

**Authorized Participant Concentration Risk.** An "Authorized Participant" is a member or participant of a clearing agency registered with the SEC, which has a written agreement with the Fund or one of its service providers that allows the Authorized Participant to place orders for the purchase and redemption of creation units ("Creation Units"). Only an Authorized Participant may engage in creation or redemption transactions directly with the Fund. There are a limited number of institutions that may act as Authorized Participants for the Fund, including on an agency basis on behalf of other market participants. No Authorized Participant is obligated to engage in creation or redemption transactions. To the extent that Authorized Participants exit the business or do not place creation or redemption orders for the Fund and no other Authorized Participant places orders, Fund shares are more likely to trade at a premium or discount to NAV and possibly face trading halts or delisting.

**Concentration Risk.** The Fund may be susceptible to an increased risk of loss, including losses due to adverse events that affect the Fund's investments more than the market as a whole, to the extent that the Fund's investments are concentrated in the securities or other assets of one or more issuers, countries or other geographic units, markets, industries, project types, or asset classes.

**Currency Risk.** Because the Fund's NAV is determined in U.S. dollars, the NAV could decline if the currency of the non-U.S. market in which the Fund invests depreciates against the U.S. dollar or if there are delays or limits on the repatriation of foreign currency. Currency exchange rates can be very volatile and can change quickly and unpredictably. As a result, the Fund's NAV may change quickly and without warning. In addition, the Fund may incur costs in connection with conversions between U.S. dollars and foreign currencies.

**Issuer Risk.** The performance of the Fund depends on the performance of individual securities or other assets to which the Fund has exposure. The value of securities or other assets may decline, or perform differently from the market as a whole, due to changes in the financial condition or credit rating of the issuer or counterparty.

**Large-Capitalization Companies Risk.** Large-capitalization companies may be less able than smaller-capitalization companies to adapt to changing market conditions and competitive challenges. Large-capitalization companies may be more mature and subject to more limited growth potential compared with smaller-capitalization companies. The performance of large-capitalization companies could trail the overall performance of the broader securities markets.

**Large Shareholder and Large-Scale Redemption Risk.** Certain shareholders of the Fund, including an Authorized Participant, a third-party investor, the Fund's adviser, an affiliate of the Fund's adviser, a market maker, or another entity, may from time to time own or manage a substantial amount of Fund shares, or may hold their investment in the Fund for a limited period of time. There can be no assurance that any large shareholder or large group of shareholders would not redeem their investment. Redemptions of a large number of Fund shares could require the Fund to dispose of assets to meet the redemption requests, which can accelerate the realization of taxable income and/or capital gains and cause the Fund to make taxable distributions to its shareholders earlier than the Fund otherwise would have. In addition, under certain circumstances, non-redeeming shareholders may be treated as receiving a disproportionately large taxable distribution during or with respect to such year. In some circumstances, the Fund may hold a relatively large proportion of its assets in cash in anticipation of large redemptions, diluting its investment returns. These large redemptions may also force the Fund to sell portfolio securities or other assets when it might not otherwise do so, which may negatively impact the Fund's NAV, increase the Fund's brokerage costs and/or have a material effect on the market price of Fund shares.

**Management Risk.** The Fund generally does not attempt to take defensive positions under any market conditions, including declining markets. As the Fund will not fully replicate the Underlying Index and may hold securities or other assets not included in the Underlying Index, it is subject to the risk that the investment strategy of BFA may not produce the intended results. There is no guarantee that the Fund's investment results will have a high degree of correlation to those of the Underlying Index or that the Fund will achieve its investment objective.

**Market Trading Risk.** The Fund faces numerous market trading risks, including the potential lack of an active market for Fund shares (including through a trading halt), losses from trading in secondary markets, periods of high volatility, and disruptions in the process of creating and redeeming Fund shares. Any of these factors, among others, may lead to the Fund's shares trading in the secondary market at a premium or discount to NAV or to the intraday value of the Fund's portfolio holdings. If you buy Fund shares at a time when the market price is at a premium to NAV or sell Fund shares at a time when the market price is at a discount to NAV, you may pay significantly more or receive significantly less than the underlying value of the Fund shares.

**National Closed Market Trading Risk.** To the extent that securities or other assets held by the Fund trade on foreign exchanges or in foreign markets that may be closed when the securities exchange on which the Fund's shares trade is open, there are likely to be deviations between such asset's current price and its last quoted price (*i.e.*, the quote from the closed foreign market to the Fund). The impact of a closed foreign market on the Fund is likely to be greater where a large portion of the Fund's holdings trade on a closed foreign market or when a foreign market is closed for unscheduled reasons. These deviations could result in premiums or discounts to the Fund's NAV that may be greater than those experienced by other funds.

**Non-U.S. Securities Risk.** Securities issued by non-U.S. issuers (including depositary receipts) are subject to different legal, regulatory, political, economic, and market risks than securities issued by U.S. issuers. These risks include greater market volatility, less market liquidity, higher transaction costs, expropriation, confiscatory taxation, adverse changes in foreign investment or currency control regulations, restrictions on the repatriation of capital, and political instability. Non-U.S. issuers may be subject to different accounting, audit and financial reporting standards than U.S. issuers, and there may be less publicly available information about non-U.S. issuers. Foreign market trading hours, different clearing and settlement procedures, and holiday schedules may limit the Fund's ability to engage in portfolio transactions. To the extent that investments are made in a limited number of countries, events in those countries will have a more significant impact on the Fund. The Fund is specifically exposed to **European Economic Risk**.

**Operational and Technology Risks.** The Fund is directly and indirectly susceptible to operational and technology risks, including those related to human errors, processing errors, communication errors, systems failures, cybersecurity incidents, and the use of artificial intelligence and machine learning ("AI"), which may result in losses for the Fund and its shareholders or may impair the Fund's operations. While the Fund's service providers are required to have appropriate operational, information security and cybersecurity risk management policies and procedures, their methods of risk management may differ from those of the Fund. Operational and technology risks for the issuers in which the Fund invests could also result in material adverse consequences for such issuers and may cause the Fund's investments in such issuers to lose value.

**Risk of Investing in Developed Countries.** The Fund's investment in developed country issuers will subject the Fund to legal, regulatory, political, currency, security, economic and other risks associated with developed countries. Developed countries tend to represent a significant portion of the global economy and have generally experienced slower economic growth than some less developed countries. Certain developed countries have experienced security concerns, such as war, terrorism and strained international relations. Incidents involving a country's or region's security may cause uncertainty in its markets and may adversely affect its economy and the Fund's investments. In addition, developed countries may be adversely impacted by changes to the economic conditions of certain key trading

partners, regulatory burdens, debt burdens and the price or availability of certain commodities.

**Risk of Investing in the U.S.** Investing in U.S. issuers subjects the Fund to legal, regulatory, political, currency, security, and economic risks that are specific to the U.S. Certain changes in the U.S., such as a weakening of the U.S. economy or a decline in its financial markets, may have an adverse effect on U.S. issuers.

**Securities Lending Risk.** The Fund may engage in securities lending. Securities lending involves the risk that the Fund may lose money because the borrower of the loaned securities fails to return the securities in a timely manner or at all. The Fund could also lose money in the event of a decline in the value of collateral provided for loaned securities or a decline in the value of any investments made with cash collateral. These events could also trigger adverse tax consequences for the Fund.

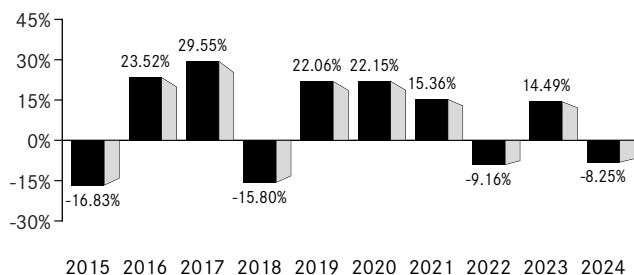
**Tracking Error Risk.** The Fund may be subject to "tracking error," which is the divergence of the Fund's performance from that of the Underlying Index. Tracking error may occur due to a number of factors, including differences between the securities and other assets held in the Fund's portfolio and those included in the Underlying Index; differences in the timing and methodologies used to value securities and other assets; transaction costs and other expenses incurred by the Fund that the Underlying Index does not incur; the Fund's holding of uninvested cash; differences in the timing of the accrual or the valuation of dividends or interest received by the Fund or distributions paid to Fund shareholders; tax gains or losses; the requirements for the Fund to maintain pass-through tax treatment; portfolio transactions carried out to minimize the distribution of capital gains to shareholders; the acceptance of custom baskets; changes to the Underlying Index; and impacts to the Fund of complying with certain regulatory requirements or limits. Tracking error risk may be heightened during times of increased market volatility or other unusual market conditions. A Fund that tracks an index with exposure to non-U.S. issuers may experience higher tracking error than ETFs that do not track such indexes.

**Valuation Risk.** The price that the Fund could receive upon the sale (or other disposition) of a security or other asset may differ from the Fund's valuation of the security or other asset, particularly for securities or other assets that trade in low volume or volatile markets or that are valued using a fair value methodology. The price received by the Fund also may differ from the value used by the Underlying Index. In addition, the value of the securities or other assets in the Fund's portfolio may change on days or during time periods when investors are not able to purchase or sell Fund shares. Authorized Participants that create or redeem Fund shares on days when the Fund is holding fair-valued securities or other assets may receive fewer or more shares, or lower or higher redemption proceeds, than they would have received had the securities or other assets not been fair valued or been valued using a different methodology. The ability to value investments may be impacted by technological issues or errors by pricing services or other third-party service providers.

## Performance Information

The performance information below illustrates how the Fund's performance has varied over different periods and provides some indication of the risks of investing in the Fund. The bar chart shows how the performance of the Fund has varied from one calendar year to another over the periods shown. The table compares the Fund's performance to that of an appropriate broad-based securities market index and the Underlying Index. Fund returns assume the reinvestment of any dividends and distributions. The Fund's returns reflect the impact of any agreements to waive or reimburse expenses, which would reduce performance if not in effect. Past performance (before and after taxes) does not necessarily indicate how the Fund will perform in the future. Updated performance information, including the Fund's current NAV, may be obtained by visiting [www.iShares.com](http://www.iShares.com) or by calling 1-800-iShares (1-800-474-2737) (toll free).

### Calendar Year-by-Year Returns



	Return (%)	Period Ended
<b>Calendar Year-to-Date Return</b>	11.48%	June 30, 2025
<b>During the periods shown in the chart:</b>		
Best Quarter	26.39%	June 30, 2020
Worst Quarter	-26.51%	March 31, 2020

### Average Annual Total Returns (for the periods ended December 31, 2024)

	One Year	Five Years	Ten Years
<b>(Inception Date: 9/12/2006)</b>			
Return Before Taxes	-8.25%	6.10%	6.28%
Return After Taxes on Distributions	-8.82%	5.45%	5.71%
Return After Taxes on Distributions and Sale of Fund Shares	-4.28%	4.90%	5.10%
<b>S&amp;P Global Broad Market Index</b> <sup>1</sup> (Returns do not reflect deductions for fees, expenses or taxes)	16.24%	9.44%	8.86%
<b>S&amp;P Global 1200 Materials Index</b> (Returns do not reflect deductions for fees, expenses or taxes)	-8.22%	6.20%	6.39%

<sup>1</sup> The Fund has added this broad-based index in response to new regulatory requirements.

After-tax returns in the table above are calculated using the historical highest individual U.S. federal marginal income tax rates and do not reflect the impact of state or local taxes. Actual after-tax returns depend on an investor's tax situation and may differ from those shown, and after-tax returns shown are not relevant to tax-exempt investors or investors who hold shares through tax-deferred arrangements, such as 401(k) plans or individual retirement accounts ("IRAs"). Fund returns after taxes on distributions and sales of Fund shares are calculated assuming that an investor has sufficient capital gains of the same character from other investments to offset any capital losses from the sales of Fund shares. As a result, Fund returns after taxes on distributions and sales of Fund shares may exceed Fund returns before taxes and/or returns after taxes on distributions.

## Management

**Investment Adviser.** BlackRock Fund Advisors.

**Portfolio Managers.** Jennifer Hsui, Matt Waldron, Peter Sietsema and Steven White (the “Portfolio Managers”) are primarily responsible for the day-to-day management of the Fund. Each Portfolio Manager supervises a portfolio management team. Ms. Hsui has been a Portfolio Manager of the Fund since 2012. Mr. Waldron, Mr. Sietsema and Mr. White have been Portfolio Managers of the Fund since 2025.

## Purchase and Sale of Fund Shares

The Fund is an ETF. Individual shares of the Fund may only be bought and sold in the secondary market through a broker-dealer. Because ETF shares trade at market prices rather than at NAV, shares may trade at a price greater than NAV (a premium) or less than NAV (a discount). An investor may incur costs attributable to the difference between the highest price a buyer is willing to pay to purchase shares of the Fund (bid) and the lowest price a seller is willing to accept for shares of the Fund (ask) when buying or selling shares in the secondary market (the “bid-ask spread”).

## Tax Information

The Fund intends to make distributions that may be taxable to you as ordinary income or capital gains, unless you are investing through a tax-deferred arrangement such as a 401(k) plan or an IRA, in which case, your distributions generally will be taxed when withdrawn.

## Payments to Broker-Dealers and Other Financial Intermediaries

If you purchase shares of the Fund through a broker-dealer or other financial intermediary (such as a bank), BFA or other related companies may pay the intermediary for marketing activities and presentations, educational training programs, conferences, the development of technology platforms and reporting systems or other services related to the sale or promotion of the Fund. These payments may create a conflict of interest by influencing the broker-dealer or other intermediary and your salesperson to recommend the Fund over another investment. Ask your salesperson or visit your financial intermediary’s website for more information.

# iSHARES<sup>®</sup> GLOBAL TECH ETF

Ticker: IXN

Stock Exchange: NYSE Arca

## Investment Objective

The iShares Global Tech ETF (the “Fund”) seeks to track the investment results of an index composed of global equities in the technology sector.

## Fees and Expenses

The following table describes the fees and expenses that you will incur if you buy, hold and sell shares of the Fund. The investment advisory agreement between iShares Trust (the “Trust”) and BlackRock Fund Advisors (“BFA”) (the “Investment Advisory Agreement”) provides that BFA will pay all operating expenses of the Fund, except: (i) the management fees, (ii) interest expenses, (iii) taxes, (iv) expenses incurred with respect to the acquisition and disposition of portfolio securities and the execution of portfolio transactions, including brokerage commissions, (v) distribution fees or expenses, and (vi) litigation expenses and any extraordinary expenses.

**You may pay other fees, such as brokerage commissions and other fees to financial intermediaries, which are not reflected in the tables and examples below.**

Annual Fund Operating Expenses (ongoing expenses that you pay each year as a percentage of the value of your investments) <sup>1</sup>			
<u>Management Fees</u>	<u>Distribution and Service (12b-1) Fees</u>	<u>Other Expenses<sup>2</sup></u>	<u>Total Annual Fund Operating Expenses</u>
0.39%	None	0.00%	0.39%

<sup>1</sup> Operating expenses paid by BFA under the Investment Advisory Agreement exclude acquired fund fees and expenses, if any.

<sup>2</sup> The amount rounded to 0.00%.

**Example.** This Example is intended to help you compare the cost of owning shares of the Fund with the cost of investing in other funds. The Example assumes that you invest \$10,000 in the Fund for the time periods indicated and then sell all of your shares at the end of those periods. The Example also assumes that your investment has a 5% return each year and that the Fund’s operating expenses remain the same. Although your actual costs may be higher or lower, based on these assumptions, your costs would be:

<u>1 Year</u>	<u>3 Years</u>	<u>5 Years</u>	<u>10 Years</u>
\$40	\$125	\$219	\$493

**Portfolio Turnover.** The Fund may pay transaction costs, such as commissions, when it buys and sells securities (or “turns over” its portfolio). A higher portfolio turnover rate may indicate higher transaction costs and may result in higher taxes when Fund shares are held in a taxable account. These costs, which are not reflected in the Annual Fund Operating Expenses or in the Example, affect the Fund’s performance. During the most recent fiscal year, the Fund’s portfolio turnover rate was 45% of the average value of its portfolio.

## Principal Investment Strategies

The Fund seeks to track the investment results of the S&P Global 1200 Information Technology 4.5/22.5/45 Capped Index™ (the “Underlying Index”), which is designed to measure the performance of global equities in the information technology sector. The Underlying Index is a subset of the S&P Global 1200, which is designed to measure the performance of large-capitalization stocks from major global markets, as determined by S&P Dow Jones Indices LLC (the “Index Provider” or “SPDJI”).

The Underlying Index uses a capping methodology to limit the weight of the securities of any single issuer (as determined by SPDJI) to a maximum of 25% of the Underlying Index. Additionally, the capping methodology limits the sum of the weights of the securities of all issuers that individually constitute more than 5% of the weight of the Underlying Index to a maximum of 50% of the weight of the Underlying Index in the aggregate. In order to implement this capping methodology, the Underlying Index constrains at quarterly rebalance: (i) the weight of any single issuer to a maximum of 22.5%, and (ii) the aggregate weight of all issuers that individually exceed 4.5% of the index weight to a maximum of 45%. In implementing this capping methodology, SPDJI may consider two or more companies as belonging to the same issuer where there is reasonable evidence of common control.

As of March 31, 2025, a significant portion of the Underlying Index is represented by securities of companies in the technology industry or sector. The components of the Underlying Index are likely to change over time. As of March 31, 2025, the Underlying Index was composed of securities of companies in the following countries: Australia, Canada, China, Finland, France, Germany, Italy, Japan, the Netherlands, New Zealand, South Korea, Sweden, Switzerland, Taiwan, the United Kingdom (the “U.K.”) and the U.S.

BFA uses an indexing approach to try to achieve the Fund’s investment objective. The Fund does not try to “beat” the index it tracks and does not seek temporary defensive positions when markets decline or appear overvalued.

Indexing may eliminate the chance that the Fund will substantially outperform the Underlying Index but also may reduce some of the risks of active management, such as poor security selection. Indexing seeks to achieve lower costs and better after-tax performance by aiming to keep portfolio turnover low in comparison to actively managed investment companies.

BFA uses a representative sampling indexing strategy to manage the Fund. “Representative sampling” is an indexing strategy that involves investing in a representative sample of securities that collectively has an investment profile similar to that of an applicable underlying index. The securities selected are expected

to have, in the aggregate, investment characteristics (based on factors such as market capitalization and industry weightings), fundamental characteristics (such as return variability and yield) and liquidity measures similar to those of an applicable underlying index. The Fund may or may not hold all of the securities in the Underlying Index.

The Fund generally will invest at least 80% of its assets in the component securities of its Underlying Index and in investments that have economic characteristics that are substantially identical to the component securities of its Underlying Index (*i.e.*, depositary receipts representing securities of the Underlying Index) and may invest up to 20% of its assets in certain futures, options and swap contracts, cash and cash equivalents, including shares of money market funds advised by BFA or its affiliates, as well as in securities not included in the Underlying Index, but which BFA believes will help the Fund track the Underlying Index. Cash and cash equivalent investments associated with a derivative position will be treated as part of that position for the purposes of calculating the percentage of investments included in the Underlying Index. The Fund seeks to track the investment results of the Underlying Index before fees and expenses of the Fund.

The Fund may lend securities representing up to one-third of the value of the Fund’s total assets (including the value of any collateral received).

The Underlying Index is a product of SPDJI, which is independent of the Fund and BFA. The Index Provider determines the composition and relative weightings of the securities in the Underlying Index and publishes information regarding the market value of the Underlying Index.

**Industry Concentration Policy.** The Fund will concentrate its investments (*i.e.*, hold 25% or more of its total assets) in a particular industry or group of industries to approximately the same extent that the Underlying Index is concentrated. For purposes of this limitation, securities of the U.S. government (including its agencies and instrumentalities) and repurchase agreements collateralized by U.S. government securities are not considered to be issued by members of any industry.

## Summary of Principal Risks

As with any investment, you could lose all or part of your investment in the Fund, and the Fund’s performance could trail that of other investments. The Fund is subject to certain risks, including the principal risks noted below any of which may adversely affect the Fund’s net asset value per share (“NAV”), trading price, yield, total return and ability to meet its investment objective. Certain key risks are prioritized below (with others following in alphabetical order), but the relative significance of any risk is difficult to predict and may change over time. You should review each risk factor carefully.

**Technology Companies Risk.** Technology companies and companies that rely heavily on technological advances may have limited product lines, markets, financial resources, supply chains and personnel. These companies typically face intense competition, potentially rapid product obsolescence and changes in product cycles and customer preferences. They may face unexpected risks and costs associated with technological

developments, such as artificial intelligence and machine learning. Technology companies also depend heavily on intellectual property rights and may be adversely affected by the loss or impairment of those rights. Technology companies may face increased government scrutiny and may be subject to adverse government or legal action.

**Equity Securities Risk.** Equity securities are subject to changes in value, and their values may be more volatile than those of other asset classes. The value of a security may decline for a number of reasons that may directly relate to the issuer as well as due to general industry or market conditions. Common stock is subordinated to preferred securities and debt in a company's capital structure. Common stock has the lowest priority, and the greatest risk, with respect to dividends and any liquidation payments in the event of an issuer's bankruptcy.

**Market Risk.** The Fund could lose money over short periods due to short-term market movements and over longer periods during more prolonged market downturns. Local, regional or global events such as war, acts of terrorism, pandemics or other public health issues, recessions, the prospect or occurrence of a sovereign default or other financial crisis, or other events could have a significant impact on the Fund and its investments and could result in increased premiums or discounts to the Fund's NAV.

**Index-Related Risk.** The Index Provider may rely on various sources of information to assess the criteria of components of the Underlying Index, including information that may be based on assumptions and estimates. Neither the Fund nor BFA can offer assurances that the Index Provider's methodology or sources of information will provide an accurate assessment of included components or will result in the Fund meeting its investment objective. Errors in index data, index computations or the construction of the Underlying Index in accordance with its methodology may occur, and the Index Provider may not identify or correct them promptly or at all, which may have an adverse impact on the Fund and its shareholders. Unusual market conditions or other unforeseen circumstances (such as natural disasters, political unrest or war) may impact the Index Provider or a third-party data provider and could cause the Index Provider to postpone a scheduled rebalance. This could cause the Underlying Index to vary from its normal or expected composition.

**Asset Class Risk.** The securities and other assets in the Underlying Index or in the Fund's portfolio may underperform in comparison to financial markets generally, a particular financial market, another index, or other asset classes.

**Authorized Participant Concentration Risk.** An "Authorized Participant" is a member or participant of a clearing agency registered with the SEC, which has a written agreement with the Fund or one of its service providers that allows the Authorized Participant to place orders for the purchase and redemption of creation units ("Creation Units"). Only an Authorized Participant may engage in creation or redemption transactions directly with the Fund. There are a limited number of institutions that may act as Authorized Participants for the Fund, including on an agency basis on behalf of other market participants. No Authorized Participant is obligated to engage in creation or redemption transactions. To the extent that Authorized Participants exit the business or do not place creation or redemption orders for the

Fund and no other Authorized Participant places orders, Fund shares are more likely to trade at a premium or discount to NAV and possibly face trading halts or delisting.

**Concentration Risk.** The Fund may be susceptible to an increased risk of loss, including losses due to adverse events that affect the Fund's investments more than the market as a whole, to the extent that the Fund's investments are concentrated in the securities or other assets of one or more issuers, countries or other geographic units, markets, industries, project types, or asset classes.

**Issuer Risk.** The performance of the Fund depends on the performance of individual securities or other assets to which the Fund has exposure. The value of securities or other assets may decline, or perform differently from the market as a whole, due to changes in the financial condition or credit rating of the issuer or counterparty.

**Large-Capitalization Companies Risk.** Large-capitalization companies may be less able than smaller-capitalization companies to adapt to changing market conditions and competitive challenges. Large-capitalization companies may be more mature and subject to more limited growth potential compared with smaller-capitalization companies. The performance of large-capitalization companies could trail the overall performance of the broader securities markets.

**Large Shareholder and Large-Scale Redemption Risk.** Certain shareholders of the Fund, including an Authorized Participant, a third-party investor, the Fund's adviser, an affiliate of the Fund's adviser, a market maker, or another entity, may from time to time own or manage a substantial amount of Fund shares, or may hold their investment in the Fund for a limited period of time. There can be no assurance that any large shareholder or large group of shareholders would not redeem their investment. Redemptions of a large number of Fund shares could require the Fund to dispose of assets to meet the redemption requests, which can accelerate the realization of taxable income and/or capital gains and cause the Fund to make taxable distributions to its shareholders earlier than the Fund otherwise would have. In addition, under certain circumstances, non-redeeming shareholders may be treated as receiving a disproportionately large taxable distribution during or with respect to such year. In some circumstances, the Fund may hold a relatively large proportion of its assets in cash in anticipation of large redemptions, diluting its investment returns. These large redemptions may also force the Fund to sell portfolio securities or other assets when it might not otherwise do so, which may negatively impact the Fund's NAV, increase the Fund's brokerage costs and/or have a material effect on the market price of Fund shares.

**Management Risk.** The Fund generally does not attempt to take defensive positions under any market conditions, including declining markets. As the Fund will not fully replicate the Underlying Index and may hold securities or other assets not included in the Underlying Index, it is subject to the risk that the investment strategy of BFA may not produce the intended results. There is no guarantee that the Fund's investment results will have a high degree of correlation to those of the Underlying Index or that the Fund will achieve its investment objective.

**Market Trading Risk.** The Fund faces numerous market trading risks, including the potential lack of an active market for Fund shares (including through a trading halt), losses from trading in secondary markets, periods of high volatility, and disruptions in the process of creating and redeeming Fund shares. Any of these factors, among others, may lead to the Fund's shares trading in the secondary market at a premium or discount to NAV or to the intraday value of the Fund's portfolio holdings. If you buy Fund shares at a time when the market price is at a premium to NAV or sell Fund shares at a time when the market price is at a discount to NAV, you may pay significantly more or receive significantly less than the underlying value of the Fund shares.

**Non-Diversification Risk.** The Fund is classified as "non-diversified." This means that, compared with funds that are classified as "diversified," the Fund may invest a greater percentage of its assets in securities or other instruments representing a small number of issuers or counterparties and thus may be more susceptible to the risks associated with these particular issuers or counterparties. As a result, the Fund's performance may depend to a greater extent on the performance of a small number of issuers or counterparties, which may lead to more volatility in the Fund's NAV.

**Operational and Technology Risks.** The Fund is directly and indirectly susceptible to operational and technology risks, including those related to human errors, processing errors, communication errors, systems failures, cybersecurity incidents, and the use of artificial intelligence and machine learning ("AI"), which may result in losses for the Fund and its shareholders or may impair the Fund's operations. While the Fund's service providers are required to have appropriate operational, information security and cybersecurity risk management policies and procedures, their methods of risk management may differ from those of the Fund. Operational and technology risks for the issuers in which the Fund invests could also result in material adverse consequences for such issuers and may cause the Fund's investments in such issuers to lose value.

**Risk of Investing in China.** Investments in Chinese securities, including certain Hong Kong-listed and U.S.-listed securities, are subject to risks specific to China. China may be subject to considerable degrees of economic, political and social instability. Despite economic and market reforms in recent decades, the Chinese government's control over certain sectors and enterprises and significant regulation of investment and industry are still pervasive. Chinese companies are subject to the risk that Chinese authorities can intervene in their operations and structure. Chinese markets generally continue to experience inefficiency, a lack of publicly available information and/or political and social instability and may be subject to volatility and pricing anomalies resulting from governmental influence. Internal social unrest or confrontations with other countries, including military conflicts in response to such events, may disrupt China's economy and markets and result in a greater risk of currency fluctuations, currency non-convertibility, interest rate fluctuations and higher inflation.

China has experienced security concerns, such as terrorism and strained international relations. Additionally, China is alleged to have participated in state-sponsored cyberattacks against foreign companies and foreign governments. Actual and threatened

responses to such activity and strained international relations, including purchasing restrictions, sanctions, export controls, tariffs or cyberattacks on the Chinese government or Chinese companies, may impact China's economy and Chinese issuers in which the Fund invests. Incidents involving China's or the region's security may adversely affect the Chinese economy and markets and the Fund's investments.

The Chinese economy is highly reliant on trade. A reduction in spending on Chinese products and services, supply chain diversification, the institution of additional tariffs or other trade barriers (including as a result of heightened trade tensions or a trade war between China and the U.S. or in response to actual or alleged Chinese cyber activity) or a downturn in any of the economies of China's key trading partners may have an adverse impact on the Chinese economy. The Underlying Index may include companies that are subject to economic or trade restrictions (but not investment restrictions) imposed by the U.S. or other governments due to national security, human rights or other concerns of such government. So long as these restrictions do not include restrictions on investments, the Fund is generally expected to invest in such companies, consistent with its objective to track the performance of the Underlying Index.

Chinese companies, including those listed on U.S. exchanges, are not subject to the same degree of regulatory requirements, accounting standards or auditor oversight as companies in more developed countries. As a result, information about the Chinese securities in which the Fund invests may be less reliable or complete. Chinese companies with securities listed on U.S. exchanges may be delisted if they do not meet U.S. accounting standards and auditor oversight requirements, or for other reasons, which would significantly decrease the liquidity and value of the securities. There may be significant obstacles to obtaining information necessary for investigations into or litigation against Chinese companies, and shareholders may have limited legal remedies.

Many Chinese companies listed on U.S. exchanges use variable interest entities or "VIEs" in their structure as a result of foreign ownership restrictions. Any change in the operations of entities in a VIE structure, the status of VIE contractual arrangements or the legal or regulatory environment in China could result in significant, and possibly permanent and/or total, losses for investments in VIE issuers. The Fund does not select investments based on investor protection considerations.

**Risk of Investing in the U.S.** Investing in U.S. issuers subjects the Fund to legal, regulatory, political, currency, security, and economic risks that are specific to the U.S. Certain changes in the U.S., such as a weakening of the U.S. economy or a decline in its financial markets, may have an adverse effect on U.S. issuers.

**Securities Lending Risk.** The Fund may engage in securities lending. Securities lending involves the risk that the Fund may lose money because the borrower of the loaned securities fails to return the securities in a timely manner or at all. The Fund could also lose money in the event of a decline in the value of collateral provided for loaned securities or a decline in the value of any investments made with cash collateral. These events could also trigger adverse tax consequences for the Fund.

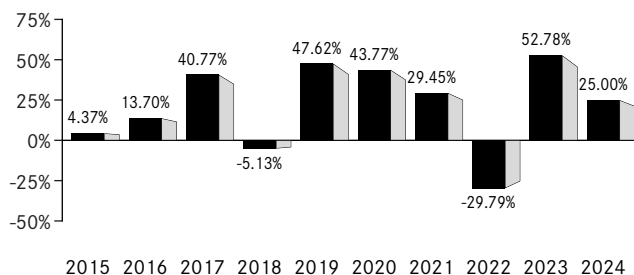
**Tracking Error Risk.** The Fund may be subject to “tracking error,” which is the divergence of the Fund’s performance from that of the Underlying Index. Tracking error may occur due to a number of factors, including differences between the securities and other assets held in the Fund’s portfolio and those included in the Underlying Index; differences in the timing and methodologies used to value securities and other assets; transaction costs and other expenses incurred by the Fund that the Underlying Index does not incur; the Fund’s holding of uninvested cash; differences in the timing of the accrual or the valuation of dividends or interest received by the Fund or distributions paid to Fund shareholders; tax gains or losses; the requirements for the Fund to maintain pass-through tax treatment; portfolio transactions carried out to minimize the distribution of capital gains to shareholders; the acceptance of custom baskets; changes to the Underlying Index; and impacts to the Fund of complying with certain regulatory requirements or limits. Tracking error risk may be heightened during times of increased market volatility or other unusual market conditions. A Fund that tracks an index with exposure to non-U.S. issuers may experience higher tracking error than ETFs that do not track such indexes.

**Valuation Risk.** The price that the Fund could receive upon the sale (or other disposition) of a security or other asset may differ from the Fund’s valuation of the security or other asset, particularly for securities or other assets that trade in low volume or volatile markets or that are valued using a fair value methodology. The price received by the Fund also may differ from the value used by the Underlying Index. In addition, the value of the securities or other assets in the Fund’s portfolio may change on days or during time periods when investors are not able to purchase or sell Fund shares. Authorized Participants that create or redeem Fund shares on days when the Fund is holding fair-valued securities or other assets may receive fewer or more shares, or lower or higher redemption proceeds, than they would have received had the securities or other assets not been fair valued or been valued using a different methodology. The ability to value investments may be impacted by technological issues or errors by pricing services or other third-party service providers.

## Performance Information

The performance information below illustrates how the Fund's performance has varied over different periods and provides some indication of the risks of investing in the Fund. The bar chart shows how the performance of the Fund has varied from one calendar year to another over the periods shown. The table compares the Fund's performance to that of an appropriate broad-based securities market index and the Underlying Index. Fund returns assume the reinvestment of any dividends and distributions. The Fund's returns reflect the impact of any agreements to waive or reimburse expenses, which would reduce performance if not in effect. Past performance (before and after taxes) does not necessarily indicate how the Fund will perform in the future. Updated performance information, including the Fund's current NAV, may be obtained by visiting [www.iShares.com](http://www.iShares.com) or by calling 1-800-iShares (1-800-474-2737) (toll free).

### Calendar Year-by-Year Returns



	Return (%)	Period Ended
<b>Calendar Year-to-Date Return</b>	9.00%	June 30, 2025
<b>During the periods shown in the chart:</b>		
Best Quarter	29.13%	June 30, 2020
Worst Quarter	-20.76%	June 30, 2022

### Average Annual Total Returns (for the periods ended December 31, 2024)

	One Year	Five Years	Ten Years
<b>(Inception Date: 11/12/2001)</b>			
Return Before Taxes	25.00%	20.07%	19.30%
Return After Taxes on Distributions	24.87%	19.89%	19.06%
Return After Taxes on Distributions and Sale of Fund Shares	14.89%	16.38%	16.57%
<b>S&amp;P Global Broad Market Index<sup>1</sup></b> (Returns do not reflect deductions for fees, expenses or taxes)	16.24%	9.44%	8.86%
<b>S&amp;P Global 1200 Information Technology 4.5/22.5/45 Capped Index<sup>2</sup></b> (Returns do not reflect deductions for fees, expenses or taxes)	25.34%	20.29%	19.48%

<sup>1</sup> The Fund has added this broad-based index in response to new regulatory requirements.

<sup>2</sup> Index returns through April 19, 2023 reflect the performance of the S&P Global 1200 Information Technology Index. Index returns beginning on April 20, 2023 reflect the performance of the S&P Global 1200 Information Technology 4.5/22.5/45 Capped Index, which, effective as of that date, became the Underlying Index of the Fund.

After-tax returns in the table above are calculated using the historical highest individual U.S. federal marginal income tax rates and do not reflect the impact of state or local taxes. Actual after-tax returns depend on an investor's tax situation and may differ from those shown, and after-tax returns shown are not relevant to tax-exempt investors or investors who hold shares through tax-deferred arrangements, such as 401(k) plans or individual retirement accounts ("IRAs"). Fund returns after taxes on distributions and sales of Fund shares are calculated assuming that an investor has sufficient capital gains of the same character from other investments to offset any capital losses from the sales of Fund shares. As a result, Fund returns after taxes on distributions and sales of Fund shares may exceed Fund returns before taxes and/or returns after taxes on distributions.

## Management

**Investment Adviser.** BlackRock Fund Advisors.

**Portfolio Managers.** Jennifer Hsui, Matt Waldron, Peter Sietsema and Steven White (the “Portfolio Managers”) are primarily responsible for the day-to-day management of the Fund. Each Portfolio Manager supervises a portfolio management team. Ms. Hsui has been a Portfolio Manager of the Fund since 2012. Mr. Waldron, Mr. Sietsema and Mr. White have been Portfolio Managers of the Fund since 2025.

## Purchase and Sale of Fund Shares

The Fund is an ETF. Individual shares of the Fund may only be bought and sold in the secondary market through a broker-dealer. Because ETF shares trade at market prices rather than at NAV, shares may trade at a price greater than NAV (a premium) or less than NAV (a discount). An investor may incur costs attributable to the difference between the highest price a buyer is willing to pay to purchase shares of the Fund (bid) and the lowest price a seller is willing to accept for shares of the Fund (ask) when buying or selling shares in the secondary market (the “bid-ask spread”).

## Tax Information

The Fund intends to make distributions that may be taxable to you as ordinary income or capital gains, unless you are investing through a tax-deferred arrangement such as a 401(k) plan or an IRA, in which case, your distributions generally will be taxed when withdrawn.

## Payments to Broker-Dealers and Other Financial Intermediaries

If you purchase shares of the Fund through a broker-dealer or other financial intermediary (such as a bank), BFA or other related companies may pay the intermediary for marketing activities and presentations, educational training programs, conferences, the development of technology platforms and reporting systems or other services related to the sale or promotion of the Fund. These payments may create a conflict of interest by influencing the broker-dealer or other intermediary and your salesperson to recommend the Fund over another investment. Ask your salesperson or visit your financial intermediary’s website for more information.

# iSHARES<sup>®</sup> GLOBAL TIMBER & FORESTRY ETF

Ticker: WOOD

Stock Exchange: Nasdaq

## Investment Objective

The iShares Global Timber & Forestry ETF (the “Fund”) seeks to track the investment results of an index composed of global equities in or related to the timber and forestry industry.

## Fees and Expenses

The following table describes the fees and expenses that you will incur if you buy, hold and sell shares of the Fund. The investment advisory agreement between iShares Trust (the “Trust”) and BlackRock Fund Advisors (“BFA”) (the “Investment Advisory Agreement”) provides that BFA will pay all operating expenses of the Fund, except: (i) the management fees, (ii) interest expenses, (iii) taxes, (iv) expenses incurred with respect to the acquisition and disposition of portfolio securities and the execution of portfolio transactions, including brokerage commissions, (v) distribution fees or expenses, and (vi) litigation expenses and any extraordinary expenses.

**You may pay other fees, such as brokerage commissions and other fees to financial intermediaries, which are not reflected in the tables and examples below.**

Annual Fund Operating Expenses (ongoing expenses that you pay each year as a percentage of the value of your investments) <sup>1</sup>			
<u>Management Fees</u>	<u>Distribution and Service (12b-1) Fees</u>	<u>Other Expenses</u>	<u>Total Annual Fund Operating Expenses</u>
0.39%	None	0.01%	0.40%

<sup>1</sup> Operating expenses paid by BFA under the Investment Advisory Agreement exclude acquired fund fees and expenses, if any.

**Example.** This Example is intended to help you compare the cost of owning shares of the Fund with the cost of investing in other funds. The Example assumes that you invest \$10,000 in the Fund for the time periods indicated and then sell all of your shares at the end of those periods. The Example also assumes that your investment has a 5% return each year and that the Fund’s operating expenses remain the same. Although your actual costs may be higher or lower, based on these assumptions, your costs would be:

<u>1 Year</u>	<u>3 Years</u>	<u>5 Years</u>	<u>10 Years</u>
\$41	\$128	\$224	\$505

**Portfolio Turnover.** The Fund may pay transaction costs, such as commissions, when it buys and sells securities (or “turns over” its portfolio). A higher portfolio turnover rate may indicate higher transaction costs and may result in higher taxes when Fund shares are held in a taxable account. These costs, which are not reflected in the Annual Fund Operating Expenses or in the Example, affect the Fund’s performance. During the most recent fiscal year, the Fund’s portfolio turnover rate was 80% of the average value of its portfolio.

## Principal Investment Strategies

The Fund seeks to track the investment results of the S&P Global Timber & Forestry Index™ (the “Underlying Index”), which measures the performance of companies engaged in the ownership, management or upstream supply chain of forests and timberlands from both developed and emerging markets. These include forest products companies, timber real estate investment trusts (“REITs”), paper products companies, paper packaging companies and agricultural products companies. Because many securities included in the Underlying Index may be issued by specialized REITs and forest products companies, the Fund is concentrated in the specialized REITs and forest products industries. Companies are eligible for inclusion if they have a minimum total market capitalization of greater than or equal to \$300 million, a float adjusted market capitalization (“FMC”) of greater than or equal to \$100 million, a median daily value traded of at least \$3 million (\$2 million for existing constituents) for the six months prior to the rebalancing reference date.

Stocks that meet the above eligibility criteria are reviewed for specific practices related to timber and forestry. Underlying Index constituents are drawn from the S&P Global BMI. The preliminary universe of companies is identified based on any of the following screens:

- Companies that derive at least 25% in aggregate revenue from Timber and Forestry-related businesses as defined by FactSet’s Revere Business Industry Classification System (“RBICS”) data.
- Companies defined as Timber REITs that have a GICS Specialized REITs classification.
- Companies in the universe at the previous rebalancing that were assigned an Exposure Score of at least 0.5 (including companies that were not actually selected for inclusion).

Companies with greater than 75% aggregate revenue from Timber and Forestry-related businesses and all companies from the GICS Timber REITs sub-industry are included in the Underlying Index. If the total number of companies is less than 100, the Index Provider next adds additional constituents in order of revenue exposure to Timber and Forestry-related businesses (the “Exposure Score”) and FMC until the constituent count reaches 100 or until all constituents with an Exposure Score of 0.5 or above are selected. The Underlying Index is weighted based on the product of each constituent’s Exposure Score and FMC, subject to certain constraints.

In addition, the Index Provider uses company exclusion criteria related to business activity (e.g., controversial weapons, tobacco, thermal coal, etc.) and other exclusion guidelines based on a company’s compliance with the United Nations Global Compact (“UNGC”) provided by Sustainalytics. Effective with the index

review in September 2024, the Index Provider will utilize measurements from S&P Global Business Involvement Screens when monitoring the company exclusion criteria related to business activity (e.g., controversial weapons, tobacco, thermal coal, etc.). Lastly, the Index Provider uses RepRisk, a leading provider of business intelligence on environmental, social, and governance risks, for screening and analysis of controversies related to companies within the Underlying Index. Companies without coverage are ineligible for index inclusion until they receive such coverage.

As of March 31, 2025, the Underlying Index was composed of securities of companies in the following countries: Brazil, Canada, Chile, China, Finland, Indonesia, Japan, Saudi Arabia, South Africa, Sweden, the United Kingdom (the “U.K.”) and the U.S. The Underlying Index may include large-, mid- or small-capitalization companies. As of March 31, 2025, a significant portion of the Underlying Index is represented by securities of companies in the materials, natural resources, real estate and timber and forestry-related industries, sub-industries, sectors or sub-sectors. The components of the Underlying Index are likely to change over time.

The Underlying Index is reconstituted semi-annually after the close of the last business day in March and September. The reference date for the reconstitutions is after the close of the last business day of February and August, respectively. In addition, the Underlying Index is reweighted quarterly after the close on the last business day of March, June, September, and December. The pricing reference date used for re-weighting purposes is seven business days prior to the effective date.

BFA uses an indexing approach to try to achieve the Fund’s investment objective. The Fund does not try to “beat” the index it tracks and does not seek temporary defensive positions when markets decline or appear overvalued.

Indexing may eliminate the chance that the Fund will substantially outperform the Underlying Index but also may reduce some of the risks of active management, such as poor security selection. Indexing seeks to achieve lower costs and better after-tax performance by aiming to keep portfolio turnover low in comparison to actively managed investment companies.

BFA uses a representative sampling indexing strategy to manage the Fund. “Representative sampling” is an indexing strategy that involves investing in a representative sample of securities that collectively has an investment profile similar to that of an applicable underlying index. The securities selected are expected to have, in the aggregate, investment characteristics (based on factors such as market capitalization and industry weightings), fundamental characteristics (such as return variability and yield) and liquidity measures similar to those of an applicable underlying index. The Fund may or may not hold all of the securities in the Underlying Index.

The Fund generally will invest at least 80% of its assets in the component securities of its Underlying Index and in investments that have economic characteristics that are substantially identical to the component securities of its Underlying Index (*i.e.*, depositary receipts representing securities of the Underlying Index) and may invest up to 20% of its assets in certain futures, options and swap contracts, cash and cash equivalents, including

shares of money market funds advised by BFA or its affiliates, as well as in securities not included in the Underlying Index, but which BFA believes will help the Fund track the Underlying Index. Cash and cash equivalent investments associated with a derivative position will be treated as part of that position for the purposes of calculating the percentage of investments included in the Underlying Index. The Fund seeks to track the investment results of the Underlying Index before fees and expenses of the Fund.

The Fund may lend securities representing up to one-third of the value of the Fund's total assets (including the value of any collateral received).

The Underlying Index is a product of S&P Dow Jones Indices LLC (the "Index Provider" or "SPDJ"), which is independent of the Fund and BFA. The Index Provider determines the composition and relative weightings of the securities in the Underlying Index and publishes information regarding the market value of the Underlying Index.

**Industry Concentration Policy.** The Fund will concentrate its investments (*i.e.*, hold 25% or more of its total assets) in a particular industry or group of industries to approximately the same extent that the Underlying Index is concentrated. For purposes of this limitation, securities of the U.S. government (including its agencies and instrumentalities) and repurchase agreements collateralized by U.S. government securities are not considered to be issued by members of any industry.

## Summary of Principal Risks

As with any investment, you could lose all or part of your investment in the Fund, and the Fund's performance could trail that of other investments. The Fund is subject to certain risks, including the principal risks noted below any of which may adversely affect the Fund's net asset value per share ("NAV"), trading price, yield, total return and ability to meet its investment objective. Certain key risks are prioritized below (with others following in alphabetical order), but the relative significance of any risk is difficult to predict and may change over time. You should review each risk factor carefully.

**Timber and Forestry Industry Risk.** The timber and forestry industry is affected by changes in international economic conditions, interest rates, weather cycles, changing demographics, environmental conditions and government regulations, among other factors.

**Equity Securities Risk.** Equity securities are subject to changes in value, and their values may be more volatile than those of other asset classes. The value of a security may decline for a number of reasons that may directly relate to the issuer as well as due to general industry or market conditions. Common stock is subordinated to preferred securities and debt in a company's capital structure. Common stock has the lowest priority, and the greatest risk, with respect to dividends and any liquidation payments in the event of an issuer's bankruptcy.

**Market Risk.** The Fund could lose money over short periods due to short-term market movements and over longer periods during more prolonged market downturns. Local, regional or global events such as war, acts of terrorism, pandemics or other public

health issues, recessions, the prospect or occurrence of a sovereign default or other financial crisis, or other events could have a significant impact on the Fund and its investments and could result in increased premiums or discounts to the Fund's NAV.

**Index-Related Risk.** The Index Provider may rely on various sources of information to assess the criteria of components of the Underlying Index, including information that may be based on assumptions and estimates. Neither the Fund nor BFA can offer assurances that the Index Provider's methodology or sources of information will provide an accurate assessment of included components or will result in the Fund meeting its investment objective. Errors in index data, index computations or the construction of the Underlying Index in accordance with its methodology may occur, and the Index Provider may not identify or correct them promptly or at all, which may have an adverse impact on the Fund and its shareholders. Unusual market conditions or other unforeseen circumstances (such as natural disasters, political unrest or war) may impact the Index Provider or a third-party data provider and could cause the Index Provider to postpone a scheduled rebalance. This could cause the Underlying Index to vary from its normal or expected composition.

**Asset Class Risk.** The securities and other assets in the Underlying Index or in the Fund's portfolio may underperform in comparison to financial markets generally, a particular financial market, another index, or other asset classes.

**Authorized Participant Concentration Risk.** An "Authorized Participant" is a member or participant of a clearing agency registered with the SEC, which has a written agreement with the Fund or one of its service providers that allows the Authorized Participant to place orders for the purchase and redemption of creation units ("Creation Units"). Only an Authorized Participant may engage in creation or redemption transactions directly with the Fund. There are a limited number of institutions that may act as Authorized Participants for the Fund, including on an agency basis on behalf of other market participants. No Authorized Participant is obligated to engage in creation or redemption transactions. To the extent that Authorized Participants exit the business or do not place creation or redemption orders for the Fund and no other Authorized Participant places orders, Fund shares are more likely to trade at a premium or discount to NAV and possibly face trading halts or delisting.

**Concentration Risk.** The Fund may be susceptible to an increased risk of loss, including losses due to adverse events that affect the Fund's investments more than the market as a whole, to the extent that the Fund's investments are concentrated in the securities or other assets of one or more issuers, countries or other geographic units, markets, industries, project types, or asset classes.

**Currency Risk.** Because the Fund's NAV is determined in U.S. dollars, the NAV could decline if the currency of the non-U.S. market in which the Fund invests depreciates against the U.S. dollar or if there are delays or limits on the repatriation of foreign currency. Currency exchange rates can be very volatile and can change quickly and unpredictably. As a result, the Fund's NAV may change quickly and without warning. In addition, the Fund may incur costs in connection with conversions between U.S. dollars and foreign currencies.

**Custody Risk.** Less developed securities markets are more likely to experience problems with the clearing and settlement of trades, as well as the custody of securities and other assets by local banks, agents and depositories. These issues may have an adverse impact on the Fund, including losses or delays in payments, delivery or recovery of money or other assets.

**ESG Risk.** To the extent that the Underlying Index uses criteria related to the ESG characteristics of issuers, this may limit the types and number of investment opportunities available to the Fund and, as a result, the Fund may underperform other funds whose underlying index does not use ESG criteria. The Underlying Index's use of ESG criteria may result in the Fund investing in, or allocating greater weight to, securities or market sectors that underperform the market as a whole or underperform other funds that use ESG criteria. In addition, the use of representative sampling may result in divergence of the Fund's overall ESG characteristics or ESG risk from those of the Underlying Index. The Index Provider may evaluate security-level ESG data and, if applicable, ESG objectives or constraints that are relevant to the Underlying Index only at index reviews or rebalances. Securities included in the Underlying Index may cease to meet the relevant ESG criteria but may nevertheless remain in the Underlying Index and the Fund until the next review or rebalance by the Index Provider. As a result, certain securities in the Underlying Index, or the Underlying Index as a whole, may not meet the relevant ESG objectives or constraints at all times.

**Issuer Risk.** The performance of the Fund depends on the performance of individual securities or other assets to which the Fund has exposure. The value of securities or other assets may decline, or perform differently from the market as a whole, due to changes in the financial condition or credit rating of the issuer or counterparty.

**Large Shareholder and Large-Scale Redemption Risk.** Certain shareholders of the Fund, including an Authorized Participant, a third-party investor, the Fund's adviser, an affiliate of the Fund's adviser, a market maker, or another entity, may from time to time own or manage a substantial amount of Fund shares, or may hold their investment in the Fund for a limited period of time. There can be no assurance that any large shareholder or large group of shareholders would not redeem their investment. Redemptions of a large number of Fund shares could require the Fund to dispose of assets to meet the redemption requests, which can accelerate the realization of taxable income and/or capital gains and cause the Fund to make taxable distributions to its shareholders earlier than the Fund otherwise would have. In addition, under certain circumstances, non-redeeming shareholders may be treated as receiving a disproportionately large taxable distribution during or with respect to such year. In some circumstances, the Fund may hold a relatively large proportion of its assets in cash in anticipation of large redemptions, diluting its investment returns. These large redemptions may also force the Fund to sell portfolio securities or other assets when it might not otherwise do so, which may negatively impact the Fund's NAV, increase the Fund's brokerage costs and/or have a material effect on the market price of Fund shares.

**Management Risk.** The Fund generally does not attempt to take defensive positions under any market conditions, including declining markets. As the Fund will not fully replicate the

Underlying Index and may hold securities or other assets not included in the Underlying Index, it is subject to the risk that the investment strategy of BFA may not produce the intended results. There is no guarantee that the Fund's investment results will have a high degree of correlation to those of the Underlying Index or that the Fund will achieve its investment objective.

**Market Trading Risk.** The Fund faces numerous market trading risks, including the potential lack of an active market for Fund shares (including through a trading halt), losses from trading in secondary markets, periods of high volatility, and disruptions in the process of creating and redeeming Fund shares. Any of these factors, among others, may lead to the Fund's shares trading in the secondary market at a premium or discount to NAV or to the intraday value of the Fund's portfolio holdings. If you buy Fund shares at a time when the market price is at a premium to NAV or sell Fund shares at a time when the market price is at a discount to NAV, you may pay significantly more or receive significantly less than the underlying value of the Fund shares.

**Materials Companies Risk.** Materials companies may be adversely affected by volatility in commodity prices, changes in exchange rates, social and political unrest, war, depletion of resources, lower demand, overproduction, litigation and government regulations, among other factors.

**Mid-Capitalization Companies Risk.** Compared to large-capitalization companies, mid-capitalization companies may be less stable and more susceptible to adverse developments. The securities of mid-capitalization companies may be more volatile and less liquid than those of large-capitalization companies. As a result, the Fund's share price may be more volatile than that of a fund with a greater investment in large-capitalization stocks.

**National Closed Market Trading Risk.** To the extent that securities or other assets held by the Fund trade on foreign exchanges or in foreign markets that may be closed when the securities exchange on which the Fund's shares trade is open, there are likely to be deviations between such asset's current price and its last quoted price (*i.e.*, the quote from the closed foreign market to the Fund). The impact of a closed foreign market on the Fund is likely to be greater where a large portion of the Fund's holdings trade on a closed foreign market or when a foreign market is closed for unscheduled reasons. These deviations could result in premiums or discounts to the Fund's NAV that may be greater than those experienced by other funds.

**Natural Resources Industry Risk.** The value of securities issued by companies in the natural resources industry may decline for many reasons, including changes in commodity prices or government regulation, environmental damage claims, changes in exchange rates or depletion of natural resources.

**Non-Diversification Risk.** The Fund is classified as "non-diversified." This means that, compared with funds that are classified as "diversified," the Fund may invest a greater percentage of its assets in securities or other instruments representing a small number of issuers or counterparties and thus may be more susceptible to the risks associated with these particular issuers or counterparties. As a result, the Fund's performance may depend to a greater extent on the performance of a small number of issuers or counterparties, which may lead to more volatility in the Fund's NAV.

**Non-U.S. Securities Risk.** Securities issued by non-U.S. issuers (including depositary receipts) are subject to different legal, regulatory, political, economic, and market risks than securities issued by U.S. issuers. These risks include greater market volatility, less market liquidity, higher transaction costs, expropriation, confiscatory taxation, adverse changes in foreign investment or currency control regulations, restrictions on the repatriation of capital, and political instability. Non-U.S. issuers may be subject to different accounting, audit and financial reporting standards than U.S. issuers, and there may be less publicly available information about non-U.S. issuers. Foreign market trading hours, different clearing and settlement procedures, and holiday schedules may limit the Fund's ability to engage in portfolio transactions. To the extent that investments are made in a limited number of countries, events in those countries will have a more significant impact on the Fund. The Fund is specifically exposed to **European Economic Risk**.

**Operational and Technology Risks.** The Fund is directly and indirectly susceptible to operational and technology risks, including those related to human errors, processing errors, communication errors, systems failures, cybersecurity incidents, and the use of artificial intelligence and machine learning ("AI"), which may result in losses for the Fund and its shareholders or may impair the Fund's operations. While the Fund's service providers are required to have appropriate operational, information security and cybersecurity risk management policies and procedures, their methods of risk management may differ from those of the Fund. Operational and technology risks for the issuers in which the Fund invests could also result in material adverse consequences for such issuers and may cause the Fund's investments in such issuers to lose value.

**Real Estate Companies Risk.** Real estate companies, which include REITs, real estate holding and operating companies, and real estate management or development companies, expose investors to the risks of owning real estate directly as well as to the risks from the way that such companies operate. Real estate is highly sensitive to general and local economic conditions and can be subject to intense competition and periodic overbuilding. Other real estate risks include decreases in property values, tax increases, zoning changes, casualty or condemnation losses, environmental liabilities, regulatory limitations on rent or eviction, and defaults by borrowers or tenants. Real estate companies may be heavily invested in one geographic region, industry or property type. They also may be highly leveraged, which can magnify losses, and interest rate increases can make it difficult to obtain financing and service debt.

**Reliance on Trading Partners Risk.** The Fund invests in countries or regions whose economies are heavily dependent upon trading with key partners. Any reduction in this trading may have an adverse impact on the Fund's investments. Through its holdings of securities of certain issuers, the Fund is specifically exposed to **Asian Economic Risk, European Economic Risk and North American Economic Risk**.

**Risk of Investing in China.** Investments in Chinese securities, including certain Hong Kong-listed and U.S.-listed securities, are subject to risks specific to China. China may be subject to considerable degrees of economic, political and social instability. Despite economic and market reforms in recent decades, the

Chinese government's control over certain sectors and enterprises and significant regulation of investment and industry are still pervasive. Chinese companies are subject to the risk that Chinese authorities can intervene in their operations and structure. Chinese markets generally continue to experience inefficiency, a lack of publicly available information and/or political and social instability and may be subject to volatility and pricing anomalies resulting from governmental influence. Internal social unrest or confrontations with other countries, including military conflicts in response to such events, may disrupt China's economy and markets and result in a greater risk of currency fluctuations, currency non-convertibility, interest rate fluctuations and higher inflation.

China has experienced security concerns, such as terrorism and strained international relations. Additionally, China is alleged to have participated in state-sponsored cyberattacks against foreign companies and foreign governments. Actual and threatened responses to such activity and strained international relations, including purchasing restrictions, sanctions, export controls, tariffs or cyberattacks on the Chinese government or Chinese companies, may impact China's economy and Chinese issuers in which the Fund invests. Incidents involving China's or the region's security may adversely affect the Chinese economy and markets and the Fund's investments.

The Chinese economy is highly reliant on trade. A reduction in spending on Chinese products and services, supply chain diversification, the institution of additional tariffs or other trade barriers (including as a result of heightened trade tensions or a trade war between China and the U.S. or in response to actual or alleged Chinese cyber activity) or a downturn in any of the economies of China's key trading partners may have an adverse impact on the Chinese economy. The Underlying Index may include companies that are subject to economic or trade restrictions (but not investment restrictions) imposed by the U.S. or other governments due to national security, human rights or other concerns of such government. So long as these restrictions do not include restrictions on investments, the Fund is generally expected to invest in such companies, consistent with its objective to track the performance of the Underlying Index.

Chinese companies, including those listed on U.S. exchanges, are not subject to the same degree of regulatory requirements, accounting standards or auditor oversight as companies in more developed countries. As a result, information about the Chinese securities in which the Fund invests may be less reliable or complete. Chinese companies with securities listed on U.S. exchanges may be delisted if they do not meet U.S. accounting standards and auditor oversight requirements, or for other reasons, which would significantly decrease the liquidity and value of the securities. There may be significant obstacles to obtaining information necessary for investigations into or litigation against Chinese companies, and shareholders may have limited legal remedies.

Many Chinese companies listed on U.S. exchanges use variable interest entities or "VIEs" in their structure as a result of foreign ownership restrictions. Any change in the operations of entities in a VIE structure, the status of VIE contractual arrangements or the legal or regulatory environment in China could result in significant, and possibly permanent and/or total, losses for investments in

VIE issuers. The Fund does not select investments based on investor protection considerations.

**Risk of Investing in Developed Countries.** The Fund's investment in developed country issuers will subject the Fund to legal, regulatory, political, currency, security, economic and other risks associated with developed countries. Developed countries tend to represent a significant portion of the global economy and have generally experienced slower economic growth than some less developed countries. Certain developed countries have experienced security concerns, such as war, terrorism and strained international relations. Incidents involving a country's or region's security may cause uncertainty in its markets and may adversely affect its economy and the Fund's investments. In addition, developed countries may be adversely impacted by changes to the economic conditions of certain key trading partners, regulatory burdens, debt burdens and the price or availability of certain commodities.

**Risk of Investing in Emerging Markets.** Investments in emerging markets may be subject to a greater risk of loss than investments in more developed markets. The risks of emerging markets may include, among others, greater market volatility; political, legal, economic, and social instability; less developed securities markets, including settlement, custody and valuation processes; government expropriation or nationalization of assets; greater volatility in currency exchange rates; more capital controls; less governmental supervision and regulation; and less stringent accounting, auditing and disclosure requirements. There may be significant obstacles to obtaining information necessary for investigations into or litigation against companies, and shareholders may have limited legal remedies. The Fund does not select investments based on investor protection considerations. Emerging market securities may face liquidity challenges, and the Fund may be unable to liquidate its positions in such securities at a favorable time or price.

**Risk of Investing in Saudi Arabia.** Investing in Saudi Arabian issuers subjects the Fund to legal, regulatory, political, currency, security, and economic risks that are specific to Saudi Arabia. The economy of Saudi Arabia is dominated by petroleum exports. A sustained decrease in petroleum prices could have a negative impact on all aspects of the economy. Investments in the securities of Saudi Arabian issuers involve risks not typically associated with investments in securities of issuers in more developed countries, which may negatively affect the value of the Fund's investments. Such heightened risks may include, among others, the expropriation and/or nationalization of assets, restrictions on and government intervention in international trade, confiscatory taxation, political instability, including authoritarian and/or military involvement in governmental decision-making, armed conflict, crime and instability as a result of religious, ethnic and/or socioeconomic unrest. Instability in the Middle East region could adversely impact the economy of Saudi Arabia, and there is no assurance of political stability in Saudi Arabia.

The ability of foreign investors to invest in the securities of Saudi Arabian companies could be restricted by the Saudi Arabian government at any time, and unforeseen risks could materialize with respect to foreign ownership of such securities. There are a number of ways to conduct transactions in equity securities in the Saudi Arabian market. The Fund generally expects to transact in a

manner so that it is not limited by Saudi Arabian regulations to a single broker. However, there may be a limited number of brokers who can provide services to the Fund, which may have an adverse impact on the prices, quantity or timing of Fund transactions.

**Risk of Investing in the U.S.** Investing in U.S. issuers subjects the Fund to legal, regulatory, political, currency, security, and economic risks that are specific to the U.S. Certain changes in the U.S., such as a weakening of the U.S. economy or a decline in its financial markets, may have an adverse effect on U.S. issuers.

**Securities Lending Risk.** The Fund may engage in securities lending. Securities lending involves the risk that the Fund may lose money because the borrower of the loaned securities fails to return the securities in a timely manner or at all. The Fund could also lose money in the event of a decline in the value of collateral provided for loaned securities or a decline in the value of any investments made with cash collateral. These events could also trigger adverse tax consequences for the Fund.

**Small-Capitalization Companies Risk.** Compared to mid- and large-capitalization companies, small-capitalization companies may be less stable and more susceptible to adverse developments. The securities of small-capitalization companies may be more volatile and less liquid than those of mid- and large-capitalization companies. As a result, the Fund's share price may be more volatile than that of a fund with a greater investment in large- or mid-capitalization stocks.

**Tracking Error Risk.** The Fund may be subject to "tracking error," which is the divergence of the Fund's performance from that of the Underlying Index. Tracking error may occur due to a number of factors, including differences between the securities and other assets held in the Fund's portfolio and those included in the Underlying Index; differences in the timing and methodologies used to value securities and other assets; transaction costs and other expenses incurred by the Fund that the Underlying Index does not incur; the Fund's holding of uninvested cash; differences in the timing of the accrual or the valuation of dividends or interest received by the Fund or distributions paid to Fund shareholders; tax gains or losses; the requirements for the Fund to maintain pass-through tax treatment; portfolio transactions carried out to minimize the distribution of capital gains to shareholders; the acceptance of custom baskets; changes to the Underlying Index; and impacts to the Fund of complying with certain regulatory requirements or limits. Tracking error risk may be heightened during times of increased market volatility or other unusual market conditions. A Fund that tracks an index with exposure to non-U.S. issuers may experience higher tracking error than ETFs that do not track such indexes.

**Valuation Risk.** The price that the Fund could receive upon the sale (or other disposition) of a security or other asset may differ from the Fund's valuation of the security or other asset, particularly for securities or other assets that trade in low volume or volatile markets or that are valued using a fair value methodology. The price received by the Fund also may differ from the value used by the Underlying Index. In addition, the value of the securities or other assets in the Fund's portfolio may change on days or during time periods when investors are not able to purchase or sell Fund shares. Authorized Participants that create or redeem Fund shares on days when the Fund is holding fair-valued securities or other assets may receive fewer or more

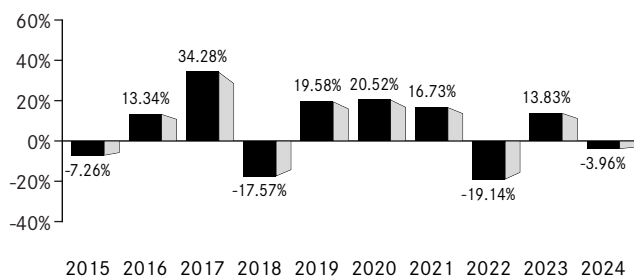
shares, or lower or higher redemption proceeds, than they would have received had the securities or other assets not been fair valued or been valued using a different methodology. The ability to

value investments may be impacted by technological issues or errors by pricing services or other third-party service providers.

## Performance Information

The performance information below illustrates how the Fund's performance has varied over different periods and provides some indication of the risks of investing in the Fund. The bar chart shows how the performance of the Fund has varied from one calendar year to another over the periods shown. The table compares the Fund's performance to that of an appropriate broad-based securities market index and the Underlying Index. Fund returns assume the reinvestment of any dividends and distributions. The Fund's returns reflect the impact of any agreements to waive or reimburse expenses, which would reduce performance if not in effect. Past performance (before and after taxes) does not necessarily indicate how the Fund will perform in the future. Updated performance information, including the Fund's current NAV, may be obtained by visiting [www.iShares.com](http://www.iShares.com) or by calling 1-800-iShares (1-800-474-2737) (toll free).

### Calendar Year-by-Year Returns



	<u>Return (%)</u>	<u>Period Ended</u>
<b>Calendar Year-to-Date Return</b>	-3.33%	June 30, 2025
<b>During the periods shown in the chart:</b>		
Best Quarter	23.93%	December 31, 2020
Worst Quarter	-28.22%	March 31, 2020

### Average Annual Total Returns (for the periods ended December 31, 2024)

	<u>One Year</u>	<u>Five Years</u>	<u>Ten Years</u>
<b>(Inception Date: 6/24/2008)</b>			
Return Before Taxes	-3.96%	4.46%	5.64%
Return After Taxes on Distributions	-4.41%	4.02%	5.13%
Return After Taxes on Distributions and Sale of Fund Shares	-2.00%	3.43%	4.39%
<b>S&amp;P Global Broad Market Index<sup>1</sup></b> (Returns do not reflect deductions for fees, expenses or taxes)	16.24%	9.44%	8.86%
<b>S&amp;P Global Timber &amp; Forestry Index</b> (Returns do not reflect deductions for fees, expenses or taxes)	-4.14%	4.30%	5.46%

<sup>1</sup> The Fund has added this broad-based index in response to new regulatory requirements.

After-tax returns in the table above are calculated using the historical highest individual U.S. federal marginal income tax rates and do not reflect the impact of state or local taxes. Actual after-tax returns depend on an investor's tax situation and may differ from those shown, and after-tax returns shown are not relevant to tax-exempt investors or investors who hold shares through tax-deferred arrangements, such as 401(k) plans or individual retirement accounts ("IRAs"). Fund returns after taxes on distributions and sales of Fund shares are calculated assuming that an investor has sufficient capital gains of the same character from other investments to offset any capital losses from the sales of Fund shares. As a result, Fund returns after taxes on distributions and sales of Fund shares may exceed Fund returns before taxes and/or returns after taxes on distributions.

## Management

**Investment Adviser.** BlackRock Fund Advisors.

**Portfolio Managers.** Jennifer Hsui, Matt Waldron, Peter Sietsema and Steven White (the “Portfolio Managers”) are primarily responsible for the day-to-day management of the Fund. Each Portfolio Manager supervises a portfolio management team. Ms. Hsui has been a Portfolio Manager of the Fund since 2012. Mr. Waldron, Mr. Sietsema and Mr. White have been Portfolio Managers of the Fund since 2025.

## Purchase and Sale of Fund Shares

The Fund is an ETF. Individual shares of the Fund may only be bought and sold in the secondary market through a broker-dealer. Because ETF shares trade at market prices rather than at NAV, shares may trade at a price greater than NAV (a premium) or less than NAV (a discount). An investor may incur costs attributable to the difference between the highest price a buyer is willing to pay to purchase shares of the Fund (bid) and the lowest price a seller is willing to accept for shares of the Fund (ask) when buying or selling shares in the secondary market (the “bid-ask spread”).

## Tax Information

The Fund intends to make distributions that may be taxable to you as ordinary income or capital gains, unless you are investing through a tax-deferred arrangement such as a 401(k) plan or an IRA, in which case, your distributions generally will be taxed when withdrawn.

## Payments to Broker-Dealers and Other Financial Intermediaries

If you purchase shares of the Fund through a broker-dealer or other financial intermediary (such as a bank), BFA or other related companies may pay the intermediary for marketing activities and presentations, educational training programs, conferences, the development of technology platforms and reporting systems or other services related to the sale or promotion of the Fund. These payments may create a conflict of interest by influencing the broker-dealer or other intermediary and your salesperson to recommend the Fund over another investment. Ask your salesperson or visit your financial intermediary’s website for more information.

# iSHARES<sup>®</sup> GLOBAL UTILITIES ETF

Ticker: JXI

Stock Exchange: NYSE Arca

## Investment Objective

The iShares Global Utilities ETF (the “Fund”) seeks to track the investment results of an index composed of global equities in the utilities sector.

## Fees and Expenses

The following table describes the fees and expenses that you will incur if you buy, hold and sell shares of the Fund. The investment advisory agreement between iShares Trust (the “Trust”) and BlackRock Fund Advisors (“BFA”) (the “Investment Advisory Agreement”) provides that BFA will pay all operating expenses of the Fund, except: (i) the management fees, (ii) interest expenses, (iii) taxes, (iv) expenses incurred with respect to the acquisition and disposition of portfolio securities and the execution of portfolio transactions, including brokerage commissions, (v) distribution fees or expenses, and (vi) litigation expenses and any extraordinary expenses.

**You may pay other fees, such as brokerage commissions and other fees to financial intermediaries, which are not reflected in the tables and examples below.**

Annual Fund Operating Expenses (ongoing expenses that you pay each year as a percentage of the value of your investments) <sup>1</sup>			
<u>Management Fees</u>	<u>Distribution and Service (12b-1) Fees</u>	<u>Other Expenses<sup>2</sup></u>	<u>Total Annual Fund Operating Expenses</u>
0.39%	None	0.00%	0.39%

<sup>1</sup> Operating expenses paid by BFA under the Investment Advisory Agreement exclude acquired fund fees and expenses, if any.

<sup>2</sup> The amount rounded to 0.00%.

**Example.** This Example is intended to help you compare the cost of owning shares of the Fund with the cost of investing in other funds. The Example assumes that you invest \$10,000 in the Fund for the time periods indicated and then sell all of your shares at the end of those periods. The Example also assumes that your investment has a 5% return each year and that the Fund’s operating expenses remain the same. Although your actual costs may be higher or lower, based on these assumptions, your costs would be:

<u>1 Year</u>	<u>3 Years</u>	<u>5 Years</u>	<u>10 Years</u>
\$40	\$125	\$219	\$493

**Portfolio Turnover.** The Fund may pay transaction costs, such as commissions, when it buys and sells securities (or “turns over” its portfolio). A higher portfolio turnover rate may indicate higher transaction costs and may result in higher taxes when Fund shares are held in a taxable account. These costs, which are not reflected in the Annual Fund Operating Expenses or in the Example, affect the Fund’s performance. During the most recent fiscal year, the Fund’s portfolio turnover rate was 7% of the average value of its portfolio.

## Principal Investment Strategies

The Fund seeks to track the investment results of the S&P Global 1200 Utilities (Sector) Capped Index™ (the “Underlying Index”), which measures the performance of companies that S&P Dow Jones Indices LLC (the “Index Provider” or “SPDJI”), a subsidiary of S&P Global, Inc., deems to be part of the utilities sector of the economy. The Underlying Index is a subset of the S&P Global 1200, which is designed to measure the performance of large-capitalization stocks from major global markets, as determined by SPDJI.

The Underlying Index uses a capping methodology to limit the weight of the securities of any single issuer (as determined by SPDJI) to a maximum of 10% of the Underlying Index. Additionally, the capping methodology limits the sum of the weights of the securities of all issuers that individually constitute more than 5% of the weight of the Underlying Index to a maximum of 25% of the weight of the Underlying Index in the aggregate. In order to implement this capping methodology, the Underlying Index constrains at quarterly rebalance: (i) the weight of any single issuer to a maximum of 10%, and (ii) the aggregate weight of all issuers that individually exceed 4.5% of the index weight to a maximum of 22.5%. Between scheduled quarterly index reviews, the Underlying Index is rebalanced at the end of any day on which all issuers that individually constitute more than 5% of the weight of the Underlying Index constitute more than 25% of the weight of the Underlying Index in the aggregate. In implementing this capping methodology, SPDJI considers two or more companies as belonging to the same issuer where more than 20% of all voting shares in a subsidiary are controlled by the same issuer control group.

As of March 31, 2025, a significant portion of the Underlying Index is represented by securities of companies in the utilities industry or sector. The components of the Underlying Index are likely to change over time. As of March 31, 2025, the Underlying Index was composed of securities of companies in the following countries or regions: Australia, Austria, Brazil, Canada, Chile, Colombia, Denmark, Finland, France, Germany, Italy, Japan, Portugal, Spain, the United Kingdom (the “U.K.”) and the U.S.

BFA uses an indexing approach to try to achieve the Fund’s investment objective. The Fund does not try to “beat” the index it tracks and does not seek temporary defensive positions when markets decline or appear overvalued.

Indexing may eliminate the chance that the Fund will substantially outperform the Underlying Index but also may reduce some of the risks of active management, such as poor security selection. Indexing seeks to achieve lower costs and better after-tax performance by aiming to keep portfolio turnover low in comparison to actively managed investment companies.

BFA uses a representative sampling indexing strategy to manage the Fund. “Representative sampling” is an indexing strategy that involves investing in a representative sample of securities that collectively has an investment profile similar to that of an applicable underlying index. The securities selected are expected to have, in the aggregate, investment characteristics (based on factors such as market capitalization and industry weightings), fundamental characteristics (such as return variability and yield) and liquidity measures similar to those of an applicable underlying index. The Fund may or may not hold all of the securities in the Underlying Index.

The Fund generally will invest at least 80% of its assets in the component securities of its Underlying Index and in investments that have economic characteristics that are substantially identical to the component securities of its Underlying Index (*i.e.*, depositary receipts representing securities of the Underlying Index) and may invest up to 20% of its assets in certain futures, options and swap contracts, cash and cash equivalents, including shares of money market funds advised by BFA or its affiliates, as well as in securities not included in the Underlying Index, but which BFA believes will help the Fund track the Underlying Index. Cash and cash equivalent investments associated with a derivative position will be treated as part of that position for the purposes of calculating the percentage of investments included in the Underlying Index. The Fund seeks to track the investment results of the Underlying Index before fees and expenses of the Fund.

The Fund may lend securities representing up to one-third of the value of the Fund’s total assets (including the value of any collateral received).

The Underlying Index is a product of SPDJI, which is independent of the Fund and BFA. The Index Provider determines the composition and relative weightings of the securities in the Underlying Index and publishes information regarding the market value of the Underlying Index.

**Industry Concentration Policy.** The Fund will concentrate its investments (*i.e.*, hold 25% or more of its total assets) in a particular industry or group of industries to approximately the same extent that the Underlying Index is concentrated. For purposes of this limitation, securities of the U.S. government (including its agencies and instrumentalities) and repurchase agreements collateralized by U.S. government securities are not considered to be issued by members of any industry.

## Summary of Principal Risks

As with any investment, you could lose all or part of your investment in the Fund, and the Fund’s performance could trail that of other investments. The Fund is subject to certain risks, including the principal risks noted below any of which may adversely affect the Fund’s net asset value per share (“NAV”), trading price, yield, total return and ability to meet its investment objective. Certain key risks are prioritized below (with others following in alphabetical order), but the relative significance of any risk is difficult to predict and may change over time. You should review each risk factor carefully.

**Utility Companies Risk.** The utilities sector is generally subject to significant government regulation and oversight, including

restrictions on rates as well as environmental and other regulations. Utility companies also may face risks related to, among other things, natural disasters, cyber or other attacks, capital project funding, energy price volatility and increased competition.

**Equity Securities Risk.** Equity securities are subject to changes in value, and their values may be more volatile than those of other asset classes. The value of a security may decline for a number of reasons that may directly relate to the issuer as well as due to general industry or market conditions. Common stock is subordinated to preferred securities and debt in a company's capital structure. Common stock has the lowest priority, and the greatest risk, with respect to dividends and any liquidation payments in the event of an issuer's bankruptcy.

**Market Risk.** The Fund could lose money over short periods due to short-term market movements and over longer periods during more prolonged market downturns. Local, regional or global events such as war, acts of terrorism, pandemics or other public health issues, recessions, the prospect or occurrence of a sovereign default or other financial crisis, or other events could have a significant impact on the Fund and its investments and could result in increased premiums or discounts to the Fund's NAV.

**Index-Related Risk.** The Index Provider may rely on various sources of information to assess the criteria of components of the Underlying Index, including information that may be based on assumptions and estimates. Neither the Fund nor BFA can offer assurances that the Index Provider's methodology or sources of information will provide an accurate assessment of included components or will result in the Fund meeting its investment objective. Errors in index data, index computations or the construction of the Underlying Index in accordance with its methodology may occur, and the Index Provider may not identify or correct them promptly or at all, which may have an adverse impact on the Fund and its shareholders. Unusual market conditions or other unforeseen circumstances (such as natural disasters, political unrest or war) may impact the Index Provider or a third-party data provider and could cause the Index Provider to postpone a scheduled rebalance. This could cause the Underlying Index to vary from its normal or expected composition.

**Asset Class Risk.** The securities and other assets in the Underlying Index or in the Fund's portfolio may underperform in comparison to financial markets generally, a particular financial market, another index, or other asset classes.

**Authorized Participant Concentration Risk.** An "Authorized Participant" is a member or participant of a clearing agency registered with the SEC, which has a written agreement with the Fund or one of its service providers that allows the Authorized Participant to place orders for the purchase and redemption of creation units ("Creation Units"). Only an Authorized Participant may engage in creation or redemption transactions directly with the Fund. There are a limited number of institutions that may act as Authorized Participants for the Fund, including on an agency basis on behalf of other market participants. No Authorized Participant is obligated to engage in creation or redemption transactions. To the extent that Authorized Participants exit the business or do not place creation or redemption orders for the Fund and no other Authorized Participant places orders, Fund

shares are more likely to trade at a premium or discount to NAV and possibly face trading halts or delisting.

**Concentration Risk.** The Fund may be susceptible to an increased risk of loss, including losses due to adverse events that affect the Fund's investments more than the market as a whole, to the extent that the Fund's investments are concentrated in the securities or other assets of one or more issuers, countries or other geographic units, markets, industries, project types, or asset classes.

**Currency Risk.** Because the Fund's NAV is determined in U.S. dollars, the NAV could decline if the currency of the non-U.S. market in which the Fund invests depreciates against the U.S. dollar or if there are delays or limits on the repatriation of foreign currency. Currency exchange rates can be very volatile and can change quickly and unpredictably. As a result, the Fund's NAV may change quickly and without warning. In addition, the Fund may incur costs in connection with conversions between U.S. dollars and foreign currencies.

**Dividend-Paying Stock Risk.** Investing in dividend-paying stocks involves the risk that such stocks may fall out of favor with investors and underperform other types of stocks or the broader market. Companies that issue dividend-paying stocks are not required to pay or continue paying dividends on such stocks. It is possible that issuers of the stocks held by the Fund will not declare dividends in the future or will reduce or eliminate the payment of dividends (including reducing or eliminating anticipated accelerations or increases in the payment of dividends), which may adversely affect the Fund.

**Issuer Risk.** The performance of the Fund depends on the performance of individual securities or other assets to which the Fund has exposure. The value of securities or other assets may decline, or perform differently from the market as a whole, due to changes in the financial condition or credit rating of the issuer or counterparty.

**Large-Capitalization Companies Risk.** Large-capitalization companies may be less able than smaller-capitalization companies to adapt to changing market conditions and competitive challenges. Large-capitalization companies may be more mature and subject to more limited growth potential compared with smaller-capitalization companies. The performance of large-capitalization companies could trail the overall performance of the broader securities markets.

**Large Shareholder and Large-Scale Redemption Risk.** Certain shareholders of the Fund, including an Authorized Participant, a third-party investor, the Fund's adviser, an affiliate of the Fund's adviser, a market maker, or another entity, may from time to time own or manage a substantial amount of Fund shares, or may hold their investment in the Fund for a limited period of time. There can be no assurance that any large shareholder or large group of shareholders would not redeem their investment. Redemptions of a large number of Fund shares could require the Fund to dispose of assets to meet the redemption requests, which can accelerate the realization of taxable income and/or capital gains and cause the Fund to make taxable distributions to its shareholders earlier than the Fund otherwise would have. In addition, under certain circumstances, non-redeeming shareholders may be treated as receiving a disproportionately large taxable distribution during or

with respect to such year. In some circumstances, the Fund may hold a relatively large proportion of its assets in cash in anticipation of large redemptions, diluting its investment returns. These large redemptions may also force the Fund to sell portfolio securities or other assets when it might not otherwise do so, which may negatively impact the Fund's NAV, increase the Fund's brokerage costs and/or have a material effect on the market price of Fund shares.

**Management Risk.** The Fund generally does not attempt to take defensive positions under any market conditions, including declining markets. As the Fund will not fully replicate the Underlying Index and may hold securities or other assets not included in the Underlying Index, it is subject to the risk that the investment strategy of BFA may not produce the intended results. There is no guarantee that the Fund's investment results will have a high degree of correlation to those of the Underlying Index or that the Fund will achieve its investment objective.

**Market Trading Risk.** The Fund faces numerous market trading risks, including the potential lack of an active market for Fund shares (including through a trading halt), losses from trading in secondary markets, periods of high volatility, and disruptions in the process of creating and redeeming Fund shares. Any of these factors, among others, may lead to the Fund's shares trading in the secondary market at a premium or discount to NAV or to the intraday value of the Fund's portfolio holdings. If you buy Fund shares at a time when the market price is at a premium to NAV or sell Fund shares at a time when the market price is at a discount to NAV, you may pay significantly more or receive significantly less than the underlying value of the Fund shares.

**National Closed Market Trading Risk.** To the extent that securities or other assets held by the Fund trade on foreign exchanges or in foreign markets that may be closed when the securities exchange on which the Fund's shares trade is open, there are likely to be deviations between such asset's current price and its last quoted price (*i.e.*, the quote from the closed foreign market to the Fund). The impact of a closed foreign market on the Fund is likely to be greater where a large portion of the Fund's holdings trade on a closed foreign market or when a foreign market is closed for unscheduled reasons. These deviations could result in premiums or discounts to the Fund's NAV that may be greater than those experienced by other funds.

**Non-U.S. Securities Risk.** Securities issued by non-U.S. issuers (including depositary receipts) are subject to different legal, regulatory, political, economic, and market risks than securities issued by U.S. issuers. These risks include greater market volatility, less market liquidity, higher transaction costs, expropriation, confiscatory taxation, adverse changes in foreign investment or currency control regulations, restrictions on the repatriation of capital, and political instability. Non-U.S. issuers may be subject to different accounting, audit and financial reporting standards than U.S. issuers, and there may be less publicly available information about non-U.S. issuers. Foreign market trading hours, different clearing and settlement procedures, and holiday schedules may limit the Fund's ability to engage in portfolio transactions. To the extent that investments are made in a limited number of countries, events in those countries will have a more significant impact on the Fund. The Fund is specifically exposed to **European Economic Risk**.

**Operational and Technology Risks.** The Fund is directly and indirectly susceptible to operational and technology risks, including those related to human errors, processing errors, communication errors, systems failures, cybersecurity incidents, and the use of artificial intelligence and machine learning ("AI"), which may result in losses for the Fund and its shareholders or may impair the Fund's operations. While the Fund's service providers are required to have appropriate operational, information security and cybersecurity risk management policies and procedures, their methods of risk management may differ from those of the Fund. Operational and technology risks for the issuers in which the Fund invests could also result in material adverse consequences for such issuers and may cause the Fund's investments in such issuers to lose value.

**Risk of Investing in Developed Countries.** The Fund's investment in developed country issuers will subject the Fund to legal, regulatory, political, currency, security, economic and other risks associated with developed countries. Developed countries tend to represent a significant portion of the global economy and have generally experienced slower economic growth than some less developed countries. Certain developed countries have experienced security concerns, such as war, terrorism and strained international relations. Incidents involving a country's or region's security may cause uncertainty in its markets and may adversely affect its economy and the Fund's investments. In addition, developed countries may be adversely impacted by changes to the economic conditions of certain key trading partners, regulatory burdens, debt burdens and the price or availability of certain commodities.

**Risk of Investing in the U.S.** Investing in U.S. issuers subjects the Fund to legal, regulatory, political, currency, security, and economic risks that are specific to the U.S. Certain changes in the U.S., such as a weakening of the U.S. economy or a decline in its financial markets, may have an adverse effect on U.S. issuers.

**Securities Lending Risk.** The Fund may engage in securities lending. Securities lending involves the risk that the Fund may lose money because the borrower of the loaned securities fails to return the securities in a timely manner or at all. The Fund could also lose money in the event of a decline in the value of collateral provided for loaned securities or a decline in the value of any investments made with cash collateral. These events could also trigger adverse tax consequences for the Fund.

**Tracking Error Risk.** The Fund may be subject to "tracking error," which is the divergence of the Fund's performance from that of the Underlying Index. Tracking error may occur due to a number of factors, including differences between the securities and other assets held in the Fund's portfolio and those included in the Underlying Index; differences in the timing and methodologies used to value securities and other assets; transaction costs and other expenses incurred by the Fund that the Underlying Index does not incur; the Fund's holding of uninvested cash; differences in the timing of the accrual or the valuation of dividends or interest received by the Fund or distributions paid to Fund shareholders; tax gains or losses; the requirements for the Fund to maintain pass-through tax treatment; portfolio transactions carried out to minimize the distribution of capital gains to shareholders; the acceptance of custom baskets; changes to the Underlying Index; and impacts to the Fund of complying with

certain regulatory requirements or limits. Tracking error risk may be heightened during times of increased market volatility or other unusual market conditions. A Fund that tracks an index with exposure to non-U.S. issuers may experience higher tracking error than ETFs that do not track such indexes.

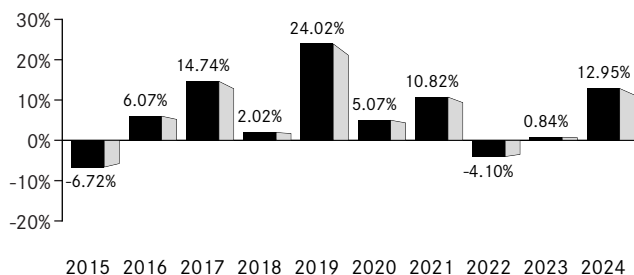
**Valuation Risk.** The price that the Fund could receive upon the sale (or other disposition) of a security or other asset may differ from the Fund's valuation of the security or other asset, particularly for securities or other assets that trade in low volume or volatile markets or that are valued using a fair value methodology. The price received by the Fund also may differ from the value used by the Underlying Index. In addition, the value of

the securities or other assets in the Fund's portfolio may change on days or during time periods when investors are not able to purchase or sell Fund shares. Authorized Participants that create or redeem Fund shares on days when the Fund is holding fair-valued securities or other assets may receive fewer or more shares, or lower or higher redemption proceeds, than they would have received had the securities or other assets not been fair valued or been valued using a different methodology. The ability to value investments may be impacted by technological issues or errors by pricing services or other third-party service providers.

## Performance Information

The performance information below illustrates how the Fund's performance has varied over different periods and provides some indication of the risks of investing in the Fund. The bar chart shows how the performance of the Fund has varied from one calendar year to another over the periods shown. The table compares the Fund's performance to that of an appropriate broad-based securities market index and the Underlying Index. Fund returns assume the reinvestment of any dividends and distributions. The Fund's returns reflect the impact of any agreements to waive or reimburse expenses, which would reduce performance if not in effect. Past performance (before and after taxes) does not necessarily indicate how the Fund will perform in the future. Updated performance information, including the Fund's current NAV, may be obtained by visiting [www.iShares.com](http://www.iShares.com) or by calling 1-800-iShares (1-800-474-2737) (toll free).

### Calendar Year-by-Year Returns



	<u>Return (%)</u>	<u>Period Ended</u>
<b>Calendar Year-to-Date Return</b>	16.63%	June 30, 2025
<b>During the periods shown in the chart:</b>		
Best Quarter	17.92%	September 30, 2024
Worst Quarter	-13.66%	March 31, 2020

### Average Annual Total Returns (for the periods ended December 31, 2024)

	<u>One Year</u>	<u>Five Years</u>	<u>Ten Years</u>
<b>(Inception Date: 9/12/2006)</b>			
Return Before Taxes	12.95%	4.93%	6.21%
Return After Taxes on Distributions	12.14%	4.17%	5.37%
Return After Taxes on Distributions and Sale of Fund Shares	8.22%	3.76%	4.82%
<b>S&amp;P Global Broad Market Index<sup>1</sup></b> (Returns do not reflect deductions for fees, expenses or taxes)	16.24%	9.44%	8.86%
<b>S&amp;P Global 1200 Utilities (Sector) Capped Index<sup>2</sup></b> (Returns do not reflect deductions for fees, expenses or taxes)	12.41%	4.43%	5.80%

<sup>1</sup> The Fund has added this broad-based index in response to new regulatory requirements.

<sup>2</sup> Index returns through May 2, 2021 reflect the performance of the S&P Global 1200 Utilities Index. Index returns beginning on May 3, 2021 reflect the performance of the S&P Global 1200 Utilities (Sector) Capped Index, which, effective as of May 3, 2021, replaced the S&P Global 1200 Utilities Index as the Underlying Index of the Fund.

After-tax returns in the table above are calculated using the historical highest individual U.S. federal marginal income tax rates and do not reflect the impact of state or local taxes. Actual after-tax returns depend on an investor's tax situation and may differ from those shown, and after-tax returns shown are not relevant to tax-exempt investors or investors who hold shares through tax-deferred arrangements, such as 401(k) plans or individual retirement accounts ("IRAs"). Fund returns after taxes on distributions and sales of Fund shares are calculated assuming that an investor has sufficient capital gains of the same character from other investments to offset any capital losses from the sales of Fund shares. As a result, Fund returns after taxes on distributions and sales of Fund shares may exceed Fund returns before taxes and/or returns after taxes on distributions.

## Management

**Investment Adviser.** BlackRock Fund Advisors.

**Portfolio Managers.** Jennifer Hsui, Matt Waldron, Peter Sietsema and Steven White (the “Portfolio Managers”) are primarily responsible for the day-to-day management of the Fund. Each Portfolio Manager supervises a portfolio management team. Ms. Hsui has been a Portfolio Manager of the Fund since 2012. Mr. Waldron, Mr. Sietsema and Mr. White have been Portfolio Managers of the Fund since 2025.

## Purchase and Sale of Fund Shares

The Fund is an ETF. Individual shares of the Fund may only be bought and sold in the secondary market through a broker-dealer. Because ETF shares trade at market prices rather than at NAV, shares may trade at a price greater than NAV (a premium) or less than NAV (a discount). An investor may incur costs attributable to the difference between the highest price a buyer is willing to pay to purchase shares of the Fund (bid) and the lowest price a seller is willing to accept for shares of the Fund (ask) when buying or selling shares in the secondary market (the “bid-ask spread”).

## Tax Information

The Fund intends to make distributions that may be taxable to you as ordinary income or capital gains, unless you are investing through a tax-deferred arrangement such as a 401(k) plan or an IRA, in which case, your distributions generally will be taxed when withdrawn.

## Payments to Broker-Dealers and Other Financial Intermediaries

If you purchase shares of the Fund through a broker-dealer or other financial intermediary (such as a bank), BFA or other related companies may pay the intermediary for marketing activities and presentations, educational training programs, conferences, the development of technology platforms and reporting systems or other services related to the sale or promotion of the Fund. These payments may create a conflict of interest by influencing the broker-dealer or other intermediary and your salesperson to recommend the Fund over another investment. Ask your salesperson or visit your financial intermediary’s website for more information.

## More Information About the Funds

This Prospectus contains important information about investing in the Funds listed below. Please read this Prospectus carefully before you make any investment decisions. Additional information regarding the Funds as well as other funds that are series of iShares Trust, iShares U.S. ETF Trust or iShares, Inc. (each, a “Fund”) is available at [www.iShares.com](http://www.iShares.com).

Each Fund’s investment objective and its Underlying Index may be changed without shareholder approval.

Fund	Underlying Index	Investment Objective
iShares Global 100 ETF	S&P Global 100	The iShares Global 100 ETF seeks to track the investment results of an index composed of 100 large-capitalization global equities.
iShares Global Comm Services ETF	S&P Global 1200 Communication Services 4.5/22.5/45 Capped Index	The iShares Global Comm Services ETF seeks to track the investment results of an index composed of global equities in the communication services sector.
iShares Global Consumer Discretionary ETF	S&P Global 1200 Consumer Discretionary (Sector) Capped Index	The iShares Global Consumer Discretionary ETF seeks to track the investment results of an index composed of global equities in the consumer discretionary sector.
iShares Global Consumer Staples ETF	S&P Global 1200 Consumer Staples (Sector) Capped Index	The iShares Global Consumer Staples ETF seeks to track the investment results of an index composed of global equities in the consumer staples sector.
iShares Global Energy ETF	S&P Global 1200 Energy 4.5/22.5/45 Capped Index	The iShares Global Energy ETF seeks to track the investment results of an index composed of global equities in the energy sector.
iShares Global Financials ETF	S&P Global 1200 Financials Index	The iShares Global Financials ETF seeks to track the investment results of an index composed of global equities in the financials sector.
iShares Global Healthcare ETF	S&P Global 1200 Health Care Index	The iShares Global Healthcare ETF seeks to track the investment results of an index composed of global equities in the healthcare sector.
iShares Global Industrials ETF	S&P Global 1200 Industrials Index	The iShares Global Industrials ETF seeks to track the investment results of an index composed of global equities in the industrials sector.
iShares Global Infrastructure ETF	S&P Global Infrastructure Index	The iShares Global Infrastructure ETF seeks to track the investment results of an index composed of developed market equities in the infrastructure industry.
iShares Global Materials ETF	S&P Global 1200 Materials Index	The iShares Global Materials ETF seeks to track the investment results of an index composed of global equities in the materials sector.
iShares Global Tech ETF	S&P Global 1200 Information Technology 4.5/22.5/45 Capped Index	The iShares Global Tech ETF seeks to track the investment results of an index composed of global equities in the technology sector.
iShares Global Timber & Forestry ETF	S&P Global Timber & Forestry Index	The iShares Global Timber & Forestry ETF seeks to track the investment results of an index composed of global equities in or related to the timber and forestry industry.
iShares Global Utilities ETF	S&P Global 1200 Utilities (Sector) Capped Index	The iShares Global Utilities ETF seeks to track the investment results of an index composed of global equities in the utilities sector.

ETFs are funds that trade like other publicly traded securities. Shares of each Fund are listed on a national securities exchange and trade in the secondary market at market prices that change throughout the day. The market price for a share of a Fund may be different from the Fund’s most recent NAV.

Each Fund invests in a particular segment of the markets for securities and other instruments (as applicable) and is designed to be used as part of broader asset allocation strategies. Accordingly, an investment in a Fund should not constitute a complete investment program. An investment in a Fund is not a bank deposit, and it is not insured or guaranteed by the Federal Deposit Insurance Corporation, any other government agency, BFA or any of BFA’s affiliates.

## Index Funds

A share of a Fund represents an ownership interest in an underlying portfolio of securities and other instruments (as applicable) that is intended to track the Fund's Underlying Index. An index is a financial calculation, based on a grouping of financial instruments, and is not an investment product, while each Fund is an actual investment portfolio. The performance of a Fund and that of its Underlying Index may vary for a number of reasons, including transaction costs, asset or currency valuations, corporate actions, timing variances and differences between the composition of a Fund's portfolio and that of the Underlying Index resulting from the Fund's use of representative sampling or from legal restrictions (such as diversification requirements) that apply to the Fund but not to its Underlying Index.

From time to time, the provider of the Underlying Index ("Index Provider") may make changes to the index methodology or other adjustments to a Fund's Underlying Index. Unless otherwise determined by BFA, any such change will be reflected in the calculation of the Underlying Index's performance on a going-forward basis after the effective date of such change. Therefore, the performance of the Underlying Index that is shown for periods prior to the effective date of any such change generally will not be recalculated or restated to reflect the change.

BFA uses a representative sampling indexing strategy to manage the Funds. "Representative sampling" is an indexing strategy that involves investing in a representative sample of securities that collectively has an investment profile similar to that of the applicable underlying index. Because the Funds use representative sampling, they can be expected to have a larger tracking error than if they used a replication indexing strategy. "Replication" is an indexing strategy in which a fund invests in substantially all of the securities in its underlying index in approximately the same proportions as in the underlying index.

## Borrowing

Each Fund listed below may borrow as a temporary measure for extraordinary or emergency purposes, including to meet redemptions or to facilitate the settlement of securities or other transactions. Each Fund does not intend to borrow money in order to leverage its portfolio.

iShares Global 100 ETF	iShares Global Industrials ETF
iShares Global Comm Services ETF	iShares Global Infrastructure ETF
iShares Global Consumer Discretionary ETF	iShares Global Materials ETF
iShares Global Consumer Staples ETF	iShares Global Tech ETF
iShares Global Energy ETF	iShares Global Timber & Forestry ETF
iShares Global Financials ETF	iShares Global Utilities ETF

## European Union Disclosure

Each Fund listed below has not been categorized under the European Union ("EU") sustainable finance disclosure regulation ("SFDR") as an "Article 8" or "Article 9" product. In addition, each Fund's investment strategy does not take into account the criteria for environmentally sustainable economic activities under the EU sustainable investment taxonomy regulation or principal adverse impacts ("PAIs") on sustainability factors under the SFDR. PAIs are identified under the SFDR as the material impacts of investment decisions on sustainability factors relating to environmental, social and employee matters, respect for human rights, and anti-corruption and anti-bribery matters.

iShares Global Consumer Staples ETF  
iShares Global Energy ETF

## Additional Information About the Funds' Risks

Each Fund is subject to various risks, any of which may adversely affect the Fund's NAV, trading price, yield, total return and ability to meet its investment objective. Each Fund discloses its portfolio holdings daily at [www.iShares.com](http://www.iShares.com). You could lose all or part of your investment in a Fund, which could underperform other investments. The table below identifies the principal and other (non-principal) risks that apply to each Fund. A Fund that invests in an underlying fund ("Underlying Fund") also may be indirectly exposed to these risks through such investment. A description of each risk is provided after the table.

	iShares Global 100 ETF	iShares Global Comm Services ETF	iShares Global Consumer Discretionary ETF	iShares Global Consumer Staples ETF	iShares Global Energy ETF	iShares Global Financials ETF
<b>✓ Principal Risk   • Other Risk</b>						
Asian Economic Risk	•	•	✓	•		•
Asset Class Risk	✓	✓	✓	✓	✓	✓
Australasian Economic Risk						
Authorized Participant Concentration Risk	✓	✓	✓	✓	✓	✓
Borrowing Risk	•	•	•	•	•	•
Central and South American Economic Risk						
Close-Out Risk for Qualified Financial Contracts	•	•	•	•	•	•
Commercial and Professional Services Industry Risk						
Commodity Risk					✓	
Communications Companies Risk	•	✓				
Concentration Risk	✓	✓	✓	✓	✓	✓
Consumer Goods and Services Companies Risk	•		✓	✓		
Currency Risk	✓	✓	✓	✓	✓	✓
Custody Risk		•	•			
Dividend-Paying Stock Risk						
Energy Companies Risk	•				✓	
Equity Securities Risk	✓	✓	✓	✓	✓	✓
ESG Risk						
European Economic Risk	•	•	•	✓	✓	✓
Financial Companies Risk	•					✓
Geographic and Security Risks	•	•	•	•	•	•
Healthcare Companies Risk	•					
Illiquid Investments Risk	•	•	•	•	•	•
Index-Related Risk	✓	✓	✓	✓	✓	✓
Industrial Companies Risk	•					
Infrastructure Companies Risk						
Issuer Risk	✓	✓	✓	✓	✓	✓
Large-Capitalization Companies Risk	✓	✓	✓	✓	✓	✓
Large Shareholder and Large- Scale Redemption Risk	✓	✓	✓	✓	✓	✓
Management Risk	✓	✓	✓	✓	✓	✓
Market Risk	✓	✓	✓	✓	✓	✓
Market Trading Risk	✓	✓	✓	✓	✓	✓

	iShares Global 100 ETF	iShares Global Comm Services ETF	iShares Global Consumer Discretionary ETF	iShares Global Consumer Staples ETF	iShares Global Energy ETF	iShares Global Financials ETF
<b>✓ Principal Risk   • Other Risk</b>						
Materials Companies Risk						
Mid-Capitalization Companies Risk						
National Closed Market Trading Risk	✓	✓	✓	✓	✓	✓
Natural Resources Industry Risk						
Non-Diversification Risk	✓	✓			✓	
Non-U.S. Securities Risk	✓	✓	✓	✓	✓	✓
North American Economic Risk					•	•
Operational and Technology Risks	✓	✓	✓	✓	✓	✓
Ownership Limitations Risk	•	•	•	•	•	•
Real Estate Companies Risk						
Reliance on Trading Partners Risk						
Risk of Investing in China	✓	✓	✓		✓	✓
Risk of Investing in Developed Countries	✓	✓	✓	✓	✓	✓
Risk of Investing in Emerging Markets		•	•			
Risk of Investing in Saudi Arabia						
Risk of Investing in the U.S.	✓	✓	✓	✓	✓	✓
Securities Lending Risk	✓	✓	✓	✓	✓	✓
Small-Capitalization Companies Risk						
Sustainability Risk				•	•	
Technology Companies Risk	✓					
Timber and Forestry Industry Risk						
Tracking Error Risk	✓	✓	✓	✓	✓	✓
Transportation Companies Risk						
Utility Companies Risk						
Valuation Risk	✓	✓	✓	✓	✓	✓

	iShares Global Healthcare ETF	iShares Global Industrials ETF	iShares Global Infrastructure ETF	iShares Global Materials ETF	iShares Global Tech ETF	iShares Global Timber & Forestry ETF
<b>✓ Principal Risk   • Other Risk</b>						
Asian Economic Risk		•	•	•	•	•
Asset Class Risk	✓	✓	✓	✓	✓	✓
Australasian Economic Risk			•	•		
Authorized Participant Concentration Risk	✓	✓	✓	✓	✓	✓
Borrowing Risk		•	•	•	•	•
Central and South American Economic Risk						•
Close-Out Risk for Qualified Financial Contracts	•	•	•	•	•	•

	iShares Global Healthcare ETF	iShares Global Industrials ETF	iShares Global Infrastructure ETF	iShares Global Materials ETF	iShares Global Tech ETF	iShares Global Timber & Forestry ETF
<b>✓ Principal Risk   • Other Risk</b>						
Commercial and Professional Services Industry Risk		•				
Commodity Risk						
Communications Companies Risk						
Concentration Risk	✓	✓	✓	✓	✓	✓
Consumer Goods and Services Companies Risk						
Currency Risk	✓	✓	✓	✓	•	✓
Custody Risk			•		•	✓
Dividend-Paying Stock Risk						
Energy Companies Risk			✓			
Equity Securities Risk	✓	✓	✓	✓	✓	✓
ESG Risk						✓
European Economic Risk	✓	✓	✓	✓	•	✓
Financial Companies Risk						
Geographic and Security Risks	•	•	•	•	•	•
Healthcare Companies Risk	✓					
Illiquid Investments Risk	•	•	•	•	•	•
Index-Related Risk	✓	✓	✓	✓	✓	✓
Industrial Companies Risk		✓	✓			
Infrastructure Companies Risk			✓			
Issuer Risk	✓	✓	✓	✓	✓	✓
Large-Capitalization Companies Risk	✓	✓	✓	✓	✓	•
Large Shareholder and Large-Scale Redemption Risk	✓	✓	•	✓	✓	✓
Management Risk	✓	✓	✓	✓	✓	✓
Market Risk	✓	✓	✓	✓	✓	✓
Market Trading Risk	✓	✓	✓	✓	✓	✓
Materials Companies Risk				✓		✓
Mid-Capitalization Companies Risk			✓			✓
National Closed Market Trading Risk	✓	✓	✓	✓	•	✓
Natural Resources Industry Risk						✓
Non-Diversification Risk					✓	✓
Non-U.S. Securities Risk	✓	✓	✓	✓	•	✓
North American Economic Risk			•	•		
Operational and Technology Risks	✓	✓	✓	✓	✓	✓
Ownership Limitations Risk	•	•	•	•	•	•
Real Estate Companies Risk						✓
Reliance on Trading Partners Risk						✓
Risk of Investing in China			✓		✓	✓
Risk of Investing in Developed Countries	✓	✓	✓	✓	•	✓

**iShares Global Healthcare ETF**    **iShares Global Industrials ETF**    **iShares Global Infrastructure ETF**    **iShares Global Materials ETF**    **iShares Global Tech ETF**    **iShares Global Timber & Forestry ETF**

✔ Principal Risk   • Other Risk						
Risk of Investing in Emerging Markets			•		•	✔
Risk of Investing in Saudi Arabia						✔
Risk of Investing in the U.S.	✔	✔	✔	✔	✔	✔
Securities Lending Risk	✔	✔	✔	✔	✔	✔
Small-Capitalization Companies Risk			✔			✔
Sustainability Risk						
Technology Companies Risk					✔	
Timber and Forestry Industry Risk						✔
Tracking Error Risk	✔	✔	✔	✔	✔	✔
Transportation Companies Risk		•				
Utility Companies Risk			✔			
Valuation Risk	✔	✔	✔	✔	✔	✔

**iShares Global Utilities ETF**

✔ Principal Risk   • Other Risk	
Asian Economic Risk	
Asset Class Risk	✔
Australasian Economic Risk	
Authorized Participant Concentration Risk	✔
Borrowing Risk	•
Central and South American Economic Risk	
Close-Out Risk for Qualified Financial Contracts	•
Commercial and Professional Services Industry Risk	
Commodity Risk	
Communications Companies Risk	
Concentration Risk	✔
Consumer Goods and Services Companies Risk	
Currency Risk	✔
Custody Risk	
Dividend-Paying Stock Risk	✔
Energy Companies Risk	
Equity Securities Risk	✔
ESG Risk	
European Economic Risk	✔
Financial Companies Risk	
Geographic and Security Risks	•
Healthcare Companies Risk	
Illiquid Investments Risk	•
Index-Related Risk	✔
Industrial Companies Risk	
Infrastructure Companies Risk	

✔ Principal Risk   • Other Risk	
Issuer Risk	✔
Large-Capitalization Companies Risk	✔
Large Shareholder and Large-Scale Redemption Risk	✔
Management Risk	✔
Market Risk	✔
Market Trading Risk	✔
Materials Companies Risk	
Mid-Capitalization Companies Risk	
National Closed Market Trading Risk	✔
Natural Resources Industry Risk	
Non-Diversification Risk	
Non-U.S. Securities Risk	✔
North American Economic Risk	
Operational and Technology Risks	✔
Ownership Limitations Risk	•
Real Estate Companies Risk	
Reliance on Trading Partners Risk	
Risk of Investing in China	
Risk of Investing in Developed Countries	✔
Risk of Investing in Emerging Markets	
Risk of Investing in Saudi Arabia	
Risk of Investing in the U.S.	✔
Securities Lending Risk	✔
Small-Capitalization Companies Risk	
Sustainability Risk	
Technology Companies Risk	
Timber and Forestry Industry Risk	
Tracking Error Risk	✔
Transportation Companies Risk	
Utility Companies Risk	✔
Valuation Risk	✔

**Asian Economic Risk.** Certain Asian economies have experienced rapid growth and industrialization in recent years, but there is no assurance that this growth rate will be maintained. Other Asian economies have experienced high inflation, high unemployment, currency devaluations and restrictions, and over-extension of credit. Geopolitical hostility, political instability, and economic or environmental events in any one Asian country may have a significant economic effect on the entire Asian region, as well as on major trading partners outside Asia. An adverse event in the Asian markets may have a significant adverse effect on some or all of the economies of the countries in which a Fund invests. Because many Asian countries depend significantly on international trade, shifts in relationships with key trading partners, such as China and the U.S., may have a region-wide economic impact. Strains in these relations could adversely affect Asian issuers that rely on the U.S. or China for trade and the region as a whole. A shift towards protectionist policies by these countries or other key trading partners could suppress Asia's exports and reduce foreign investment in the region.

Many Asian countries are subject to political risk, including political instability, corruption and regional conflicts. North Korea and South Korea each have substantial military capabilities, and historical tensions between the two countries present the risk of war. China has a complex territorial dispute regarding the sovereignty of Taiwan and has pledged to take control of Taiwan, including by force if necessary. Continuing hostility between China and Taiwan may have an adverse impact on economies throughout the region and on the value of a Fund's investments, may cause a suspension in a Fund's ability to trade in certain securities or other assets, or may otherwise make such investments impracticable or impossible. Frictions between China and the Philippines in the South China Sea pose a risk of escalation

potentially leading to military conflict. In addition, many Asian countries are subject to social and labor risks associated with demands for improved political, economic and social conditions. These risks, among others, may adversely affect the value of a Fund's investments with exposure to Asia.

**Asset Class Risk.** The securities and other assets in a Fund's portfolio or, if applicable, its Underlying Index may underperform in comparison to indexes that track, or assets that represent, other countries or geographic units, industries, markets, market segments, or asset classes. Various types of securities, other assets and indexes may experience cycles of outperformance and underperformance in comparison to financial markets generally. This divergence may be due to a number of factors including, among other things, inflation, interest rates, productivity, global demand for local products or resources, and regulation and governmental controls. This may cause a Fund to underperform other investment vehicles that invest in different asset classes.

**Australasian Economic Risk.** The economies of Australasia, which include Australia and New Zealand, depend on exports from the energy, agricultural and mining sectors and, as a result, are susceptible to fluctuations in the commodity markets. These economies also increasingly depend on their growing service industries. The Australasian economies depend on the economies of their key trading partners, which include China, Japan, South Korea, the U.S. and certain European countries. Reduced spending by any of these trading partners on Australasian products and services, or negative changes in any of these economies, may have an adverse impact on some or all of the Australasian economies. Economic events in key trading countries can have a significant effect on the Australasian economies.

Other risks to Australasian countries include natural disasters that may occur in the region (e.g., droughts, earthquakes, fires, tsunamis) and national or regional security concerns (e.g., terrorism, war, strained international relations). Any such event may adversely affect the Australasian economies, financial markets or issuers of securities, causing an adverse impact on the value of a Fund's investments.

**Authorized Participant Concentration Risk.** Only an Authorized Participant may engage in creation or redemption transactions directly with a Fund. There are a limited number of institutions that may act as Authorized Participants for the Fund, including on an agency basis on behalf of other market participants. No Authorized Participant is obligated to engage in creation or redemption transactions. To the extent that Authorized Participants exit the business or do not place creation or redemption orders for a Fund and no other Authorized Participant places orders, Fund shares are more likely to trade at a premium or discount to NAV and possibly face trading halts or delisting. Authorized Participant concentration risk may be heightened for a Fund that invests in securities issued by non-U.S. issuers or instruments with lower trading volume. Such assets often entail greater settlement and operational complexity and higher capital costs for Authorized Participants, which may limit the number of Authorized Participants that engage with the Fund.

**Borrowing Risk.** Borrowing may exaggerate changes in a Fund's NAV and in the return on its portfolio. A Fund that borrows will incur interest expenses and other fees, which may reduce the Fund's return. Borrowing may also cause a Fund to liquidate positions when it may not be advantageous to do so to satisfy its obligations.

**Central and South American Economic Risk.** Certain Central and South American countries have experienced high interest rates, economic volatility, high levels of inflation, currency devaluations, regime changes, government defaults and high unemployment rates. Additionally, commodities such as oil and gas, minerals and metals represent a significant percentage of the region's exports, and the economies of countries in the region are particularly sensitive to fluctuations in commodity prices as a result. Central and South American countries depend on the economies of their key trading partners, which include China, the U.S., other countries in the region and certain European countries. Reduced spending by any of these trading partners on products and services, or negative changes in any of these economies, may have an adverse impact on some or all of the economies in the region. The impact of any of the foregoing events in one country could have a significant effect on the entire region.

Other risks to Central and South American countries include natural disasters that may occur in the region (e.g., floods, hurricanes, earthquakes) and national or regional security concerns (e.g., terrorism, war, strained international relations). Any such event may adversely affect Central and South American economies, financial markets or issuers of securities, causing an adverse impact on the value of a Fund's investments.

**Close-Out Risk for Qualified Financial Contracts.** Regulations adopted by global prudential regulators require counterparties that are part of U.S. or foreign global systemically important banking organizations to include contractual restrictions on close-out and cross-default in agreements relating to qualified financial contracts. Qualified financial contracts include agreements relating to swaps, currency forwards and other derivatives as well as repurchase agreements and securities lending agreements. The restrictions prevent a Fund from closing out a qualified financial contract during a specified time period if the counterparty is subject to resolution proceedings and also prohibit a Fund from exercising default rights due to a receivership or similar proceeding of an affiliate of the counterparty. These requirements may increase credit risk and other risks to a Fund.

**Commercial and Professional Services Industry Risk.** The success of commercial and professional service providers is tied closely to the performance of domestic and international economies, interest rates, exchange rates, competition, availability of qualified personnel and corporate demand. The commercial and professional services industry depends heavily on corporate spending. Companies in the commercial and professional services industry may be subject to severe competition, which may also have an adverse impact on their profitability.

**Commodity Risk.** Companies whose performance is reflected in the Fund's portfolio or Underlying Index may be adversely affected by changes or trends in commodity prices. Commodity prices may be influenced or characterized by unpredictable factors, including, where applicable, high volatility, changes in supply and demand relationships, weather, agriculture, trade, pestilence, political instability, war,

catastrophic events, changes in interest rates and monetary and other governmental policies, action and inaction, including price changes due to trade relations. Securities of companies held by the Fund that are dependent on a single commodity, or are concentrated in a single commodity sector, may typically exhibit even higher volatility attributable to commodity prices.

**Communications Companies Risk.** Communications companies may face rapid product obsolescence as well as unexpected risks and costs related to product compatibility and standardization, new product introduction and technological developments, such as artificial intelligence and machine learning. These companies may need to commit substantial capital to integrate new technologies and develop new products and services. Demographic shifts and changes in consumer preferences and expectations may have negative impacts on their business. Cybersecurity and data privacy risks may be heightened for communications companies, and a theft of proprietary or consumer information or disruptions in service could have a material adverse effect on their operations and reputation.

Communications companies are subject to extensive government regulation, including licensing and franchise requirements. The costs of complying with regulations and seeking required approvals, as well as potential delays or denials, may adversely affect their business. These companies may face increased government scrutiny and may be subject to adverse government or legal action. They depend significantly on patent and other intellectual property rights, and the loss or impairment of these rights may adversely affect their profitability.

**Concentration Risk.** A Fund may be susceptible to an increased risk of loss, including losses due to adverse events that affect the Fund's investments more than the market as a whole, to the extent that the Fund's investments are concentrated in the securities or other assets of one or more issuers, countries or other geographic units, markets, industries, project types, or asset classes. A Fund with investment concentration may be more adversely affected by the underperformance of those assets, may experience greater price volatility and may be more susceptible to adverse economic, market, political or regulatory impacts on those assets compared to a fund that does not concentrate its investments.

**Consumer Goods and Services Companies Risk.** Many consumer goods and services companies ("consumer companies") rely heavily on disposable household income and consumer spending and may be impacted by social trends, marketing campaigns, demographic shifts and other factors affecting consumer preferences and demand. In addition, damage to a brand or a reputation crisis can have a substantial adverse impact on consumer companies.

Certain consumer companies, such as those providing discretionary goods or services, may depend more on business cycles, overall economic conditions and consumer confidence. Many consumer goods and services are subject to government regulation and the related compliance costs, and consumer companies also face the risk of product liability claims. Consumer companies also may be adversely affected by volatility in commodity prices, supply chain disruptions and labor shortages.

**Currency Risk.** Because each Fund's NAV is determined on the basis of the U.S. dollar, investors may lose money if the currency of a non-U.S. market in which a Fund invests depreciates against the U.S. dollar or if there are delays or limits on repatriation of foreign currency, even if the foreign currency value of the Fund's holdings in that market increases. Currency exchange rates can be very volatile and can change quickly and unpredictably. As a result, a Fund's NAV may change quickly and without warning. In addition, a Fund may incur costs in connection with conversions between U.S. dollars and foreign currencies.

**Custody Risk.** Custody risk refers to the risks in the process of clearing and settling trades, as well as the holding of securities and other assets by local banks, agents and depositories. These risks are heightened in jurisdictions with less developed markets or less robust settlement and custody infrastructure and processes, and they may result in losses or delays in payments, delivery or recovery of money or other assets. Low trading volumes and volatile prices in less developed markets may make trades harder to complete and settle. Governments or trade groups may compel local agents to hold securities and other assets in designated depositories that may not be subject to independent evaluation. Local agents are held only to the standards of care of their local markets. In general, the less developed a country's securities markets are, the higher the degree of custody risk.

**Dividend-Paying Stock Risk.** Investing in dividend-paying stocks involves the risk that such stocks may fall out of favor with investors and underperform other types of stocks or the broader market. Companies that issue dividend-paying stocks are not required to pay or continue paying dividends on such stocks. It is possible that issuers of dividend-paying stocks will not declare dividends in the future or will reduce or eliminate the payment of dividends (including reducing or eliminating anticipated accelerations or increases in the payment of dividends), which may adversely affect a Fund with such holdings. In addition, the value of dividend-paying stocks can decline when interest rates rise, as fixed-income investments become more attractive to investors.

**Energy Companies Risk.** The energy sector tends to be closely tied to the economic cycle and can be significantly affected by supply-demand dynamics and volatility in commodity prices. Energy companies also may be adversely affected by exchange rate fluctuations, war or other conflicts, sanctions, import/export controls, depletion of resources, technological advances and labor relations. This sector generally is subject to substantial government regulation, and companies may incur significant costs in complying with environmental and other laws. Policies that promote energy conservation, clean energy or the transition to low carbon alternatives also may affect the performance of energy companies.

Energy companies may depend on a relatively small number of customers, including governmental entities and utilities. The exploration and production of energy sources and the development of energy infrastructure often require significant capital expenditures, and companies may face high interest costs and difficulty in raising capital. Energy companies also may face challenges from operating in countries with a history of adverse policies or events, such as expropriation, confiscation of assets, corruption, political instability and social unrest. The

operations of energy companies may be disrupted by events that target or damage energy infrastructure, including cyber or other attacks, accidents and natural disasters. Energy companies are at risk of liability for environmental harm and other types of damages.

The energy sector may experience significant market volatility. For example, Russia's large-scale invasion of Ukraine in 2022 led to disruptions and increased volatility in the energy and commodity futures markets due to actual and potential disruptions in the supply and demand for certain commodities, including oil and natural gas. The U.S. and other actors have imposed various sanctions and restrictions on business dealings with Russia, which include restrictions on imports of oil, natural gas and coal. It is impossible to predict the effect of current or future sanctions and restrictions, the extent and duration of the conflict, and associated disruptions in the energy sector. The effect of these events or any related developments could be significant and may have a severe adverse effect on a Fund's performance.

**Equity Securities Risk.** Equity securities are subject to changes in value due to general market or economic conditions, perceptions about the markets in which issuers participate or a number of factors relating to a specific issuer. Investments in equity securities may be more volatile than investments in other asset classes. Equity securities (both common and preferred stock) are subordinated to debt securities in a company's capital structure, and so equity holders are generally subject to more risks, particularly in the event of an issuer's bankruptcy. Common stock has the lowest priority and the greatest risks, including with respect to dividends and any liquidation payments.

**ESG Risk.** To the extent that a Fund's Underlying Index uses criteria related to the ESG characteristics of issuers, this may limit the types and number of investment opportunities available to the Fund and, as a result, the Fund may underperform other funds whose underlying index does not use ESG criteria. An Underlying Index's use of ESG criteria may result in a Fund investing in, or allocating greater weight to, securities or market sectors that underperform the market as a whole or underperform other funds that use ESG criteria. In addition, the use of representative sampling may result in the divergence of a Fund's overall ESG characteristics or ESG risk from those of the Underlying Index.

An Index Provider evaluates securities for inclusion and/or weighting in such an Underlying Index based on ESG criteria and data provided by the Index Provider or third parties. The Index Provider's evaluation of securities' ESG characteristics depends on these criteria and data, which may vary by index provider, and no assurance can be given that they will be complete, accurate or current. In addition, an Index Provider may evaluate security-level ESG data (including ratings) and, if applicable, ESG objectives or constraints that are relevant to an Underlying Index only at index reviews or rebalances. Securities included in an Underlying Index may cease to meet the relevant ESG criteria but may nevertheless remain in the Underlying Index and in the Fund using the Underlying Index until the next review or rebalance by the Index Provider. As a result, certain securities in the Underlying Index, or the Underlying Index as a whole, may not meet the relevant ESG objectives or constraints at all times. If the ESG assessment of a security in an Underlying Index or a Fund changes, neither the Fund nor BFA accepts any liability in relation to such change. BFA does not monitor securities in an Underlying Index with respect to ESG objectives or constraints applied by the Index Provider and is not responsible for changes to the ESG assessment of a security in an Underlying Index between rebalances. In addition, BFA does not assess the validity of an Index Provider's evaluation of the ESG characteristics of securities or the criteria and data used in such evaluation.

The impacts of risks related to ESG investing are likely to change over time, and new ESG risks may be identified as further data and information regarding ESG factors and impacts become available. In addition, methodologies for ESG investing continue to develop, and the ESG methodology applied by an Index Provider may change over time.

**European Economic Risk.** The Economic and Monetary Union (the "eurozone") of the EU requires compliance by member states that are members of the eurozone with restrictions on inflation rates, deficits, interest rates and debt levels, as well as fiscal and monetary controls, each of which may significantly affect every country in Europe, including those countries that are not members of the eurozone. Additionally, European countries outside of the eurozone may present economic risks that are independent of the indirect effects that eurozone policies have on them. In particular, the U.K.'s economy may be affected by global economic, industrial and financial shifts. Changes in imports or exports, changes in governmental or EU regulations on trade, changes in the exchange rate of the euro (the common currency of eurozone countries), the default or threat of default by an EU member state on its sovereign debt and/or an economic recession in an EU member state may have a significant adverse effect on the economies of other EU member states and their trading partners. The European financial markets have historically experienced volatility and adverse trends due to concerns about economic downturns or government debt levels in several European countries, including, but not limited to, Austria, Belgium, Cyprus, France, Greece, Ireland, Italy, Portugal, Spain and Ukraine. These events have affected and may in the future adversely affect the exchange rate of the euro and may significantly affect European countries.

Responses to financial problems by European governments, central banks and others, including austerity measures and reforms, may not produce the desired results, may result in social unrest, may limit future growth and economic recovery or may have other unintended consequences. Further defaults or restructurings by governments and other entities of their debt could have additional adverse effects on economies, financial markets and asset valuations around the world. In addition, one or more countries may abandon the euro and/or withdraw from the EU. The U.K. left the EU ("Brexit") on January 31, 2020. Brexit could adversely affect European or worldwide political, regulatory, economic or market conditions and could contribute to instability in global political institutions, regulatory agencies and financial markets.

The national politics of countries in Europe have been unpredictable and subject to influence by disruptive political groups and ideologies, including, for example, secessionist movements. The governments of European countries may be subject to change and such countries may experience social and political unrest. Unanticipated or sudden political or social developments may result in sudden and significant

investment losses. The occurrence of terrorist incidents throughout Europe or war in the region could also impact financial markets. The impact of these events is not clear but could be significant and far-reaching and could adversely affect the value and liquidity of a Fund's investments.

*Russian Invasion of Ukraine.* Russia launched a large-scale invasion of Ukraine on February 24, 2022. The extent and duration of the military action, resulting sanctions and resulting future market disruptions, including declines in its stock markets and the value of the ruble against the U.S. dollar, are impossible to predict, but could be significant. Disruptions caused by Russian military action or other actions (including cyberattacks and espionage) or resulting actual and threatened responses to such activity, including purchasing and financing restrictions, boycotts or changes in consumer or purchaser preferences, sanctions, import and export restrictions, tariffs or cyberattacks on the Russian government, Russian companies or Russian individuals, including politicians, may impact Russia's economy, Russian issuers of securities in which a Fund invests, or the economies of Europe as a whole. Actual and threatened responses to Russian military action may also impact the markets for certain Russian commodities, such as oil and natural gas, as well as other sectors of the Russian economy, and are likely to have collateral impacts on such sectors across Europe and globally.

**Financial Companies Risk.** Financial services companies are subject to extensive governmental regulation and intervention, which may change frequently and may adversely affect their profitability, the scope of their activities, the prices they can charge, the amount of capital and liquid assets they must maintain and their size, among other things. Financial services companies also may be significantly affected by, among other things, interest rates, economic conditions, credit rating downgrades, adverse public perception and exposure concentration. Increased risk-taking by financial companies may result in greater overall risk in the global financial sector. Certain events may cause an unusually high degree of volatility in financial markets and pose the risk of large losses for financial services companies.

Financial companies frequently operate with substantial financial leverage and are exposed directly to the credit risk of their borrowers and counterparties, which also may be leveraged to an unknown degree. Financial companies may have significant exposure to the same borrowers and counterparties; as a result, a borrower's or counterparty's inability to meet its obligations to one company may affect other financial companies with exposure to the same borrower or counterparty. This interconnectedness of risk may result in significant negative impacts to companies with direct exposure to the defaulting counterparty as well as adverse cascading effects in the markets and the financial sector generally.

**Geographic and Security Risks.** Issuers in a Fund's portfolio may be located in, or otherwise connected to, parts of the world affected by natural disasters, such as severe heat, earthquakes, tornadoes, volcanic eruptions, wildfires, droughts, floods, hurricanes and tsunamis. In addition, issuers may be impacted by security concerns with respect to a country or region, such as war and other types of conflict, terrorism, strained international relations and territorial disputes. Any of these events may adversely affect the issuers, markets and economies to which a Fund is exposed, which may adversely affect the value of the Fund.

**Healthcare Companies Risk.** The profitability of healthcare companies may be adversely affected by the following factors, among others: extensive government regulations, restrictions on government reimbursement for medical expenses, rising costs of medical products and services, pricing pressure, a limited number of products, labor shortages, supply chain issues and industry innovation. Many new products in the healthcare sector entail significant research and development and require regulatory approval, all of which may be long and costly, and such efforts ultimately may be unsuccessful. Many healthcare companies depend heavily on obtaining and defending patents, which can be costly, and may be adversely affected by the expiration of patents. Healthcare companies also are subject to extensive litigation based on product liability and similar claims.

**Illiquid Investments Risk.** An illiquid investment is any investment that a Fund reasonably expects cannot be sold or disposed of in current market conditions in seven calendar days or less without significantly changing the market value of the investment. An investment may be illiquid due to, among other things, fewer participants or less capacity to make a market in the investment, the lack of an active market for the investment, capital controls, delays or limits on repatriation of local currency, and the insolvency of local governments. To the extent that a Fund invests in securities or other assets with substantial market and/or credit risk, the Fund will tend to have increased exposure to the risks associated with illiquid investments. Illiquid investments may be harder to value, especially in changing markets.

Liquid investments may become illiquid after purchase by a Fund, particularly during periods of market turmoil. There can be no assurance that a security or other asset that is deemed to be liquid when purchased will continue to be liquid for as long as it is held by a Fund, and any security or other asset held by a Fund may be deemed an illiquid investment pursuant to the Fund's liquidity risk management program.

Holdings of illiquid investments may reduce a Fund's returns because the Fund may be unable to transact at advantageous times or prices. If a Fund is forced to sell underlying investments at reduced prices or under unfavorable conditions to meet redemption requests or for other cash needs, the Fund may suffer a loss. This may be magnified in a rising interest rate environment or other circumstances where redemptions of Fund shares may be greater than normal. If other market participants attempt to liquidate holdings at the same time as a Fund, this will lead to an increased supply of the Fund's underlying investments in the market and contribute to greater illiquid investments risk and downward pricing pressure. In addition, if a Fund is limited in its ability to sell illiquid investments during periods when shareholders are redeeming their shares, the Fund will need to sell liquid securities to meet redemption requests, and illiquid securities will become a larger portion of the Fund's holdings. During periods of market volatility, liquidity in the market for a Fund's shares may be impacted by the liquidity in the market for the underlying securities or other assets held by the Fund, which could lead to the Fund's shares trading at a premium or discount to the Fund's NAV.

**Index-Related Risk.** A Fund that tracks an Underlying Index seeks to achieve a return that corresponds generally to the price and yield performance, before fees and expenses, of its Underlying Index as published by the Index Provider. There is no assurance that the Index Provider or its agents will construct or calculate the Underlying Index accurately. While the Index Provider describes what the Underlying Index is designed to achieve, neither the Index Provider nor its agents provide any warranty or accept any liability regarding the quality, accuracy or completeness of the Underlying Index or its related data, and they do not guarantee that the Underlying Index will be in line with the Index Provider's methodology. BFA also does not provide any warranty or guarantee against the Index Provider's or any agent's errors.

The Index Provider may rely on various sources of information to assess the criteria of components of the Underlying Index, including information that may be based on assumptions and estimates. Neither a Fund nor BFA can offer assurances that the Index Provider's methodology or sources of information will provide an accurate assessment of included components or will result in the Fund meeting its investment objective. Errors in index data, index computations or the construction of an Underlying Index in accordance with its methodology may occur, and the Index Provider may not identify or correct them promptly or at all, particularly for indexes that are less commonly used as benchmarks. In addition, there may be heightened risks associated with the adequacy and reliability of information about emerging markets constituents, as such markets may have less information available or less regulatory oversight. Errors related to an Underlying Index may negatively or positively impact a Fund and its shareholders. For example, if the Underlying Index contains incorrect constituents, the Fund will have exposure to such constituents and will be underexposed to the Underlying Index's other constituents. Shareholders should understand that any gains from an Index Provider's errors will be kept by the Fund and its shareholders and any losses or costs from such errors will be borne by the Fund and its shareholders.

Unusual market conditions or other unforeseen circumstances (such as natural disasters, political unrest or war) may impact an Index Provider or a third-party data provider and could cause the Index Provider to postpone a scheduled rebalance to an Underlying Index. This could cause the Underlying Index to vary from its normal or expected composition. If a scheduled rebalance is postponed, index constituents that would otherwise be removed at the rebalance (due to, for example, changes in market capitalization or issuer credit ratings) may remain, causing the performance and constituents of the Underlying Index to vary from those expected under normal conditions. In addition, to the extent circumstances evolve between periodic index reviews and reconstitutions, an Underlying Index may include constituents that do not align with its objective or selection criteria, and the Fund tracking the Underlying Index may be similarly affected.

In addition to scheduled rebalances, an Index Provider or its agents may carry out ad hoc index rebalances due to reaching certain weighting constraints, unusual market conditions, corporate events, or corrections of errors. The relevant Fund will in turn rebalance its portfolio to attempt to increase the correlation between the portfolio and the Underlying Index. The Fund and its shareholders will directly bear any transaction costs and market exposure from such portfolio rebalancing. Therefore, index-related errors and ad hoc rebalances may increase a Fund's costs and tracking error.

**Industrial Companies Risk.** Industrial companies face a number of risks, including supply chain and distribution disruptions, business interruptions, third-party vendor risks, cyber attacks, trade disputes, product recalls, liability and environmental damage claims, scarcity of materials or parts, excess capacity, changes in consumer preferences, and volatility in commodity prices and currencies. The products of industrial companies may face obsolescence due to technological developments and new product introduction. Furthermore, changes in trade restrictions and tariffs as well as broader geopolitical developments could adversely affect industrial companies. These companies also may be significantly affected by domestic and international economic conditions, legislative and regulatory changes, and labor relations. Industrial companies may depend on public or private sector financing, which may become difficult to obtain due to government spending constraints or reduced availability of capital. Such companies may be unable to protect their intellectual property rights or may be liable for infringing the intellectual property rights of others.

Issuers with high carbon intensity or high switching costs associated with the transition to low carbon alternatives may be more impacted by climate transition risks. There may be increased impact on a Fund's performance to the extent that its investments are concentrated in locations that are more susceptible to adverse physical events.

**Infrastructure Companies Risk.** Companies involved in infrastructure or infrastructure-related activities face a number of risks, including supply chain and distribution disruptions, business interruptions, third-party vendor risks, cyber or other attacks, trade disputes, scarcity of materials or parts, excess capacity, and volatility in commodity prices and currencies. Changes in trade restrictions and tariffs as well as broader geopolitical developments could adversely affect infrastructure companies. These companies also may be significantly affected by domestic and international economic conditions, legislative and regulatory changes, labor relations, technological developments, extreme weather or other catastrophic events. Some infrastructure companies may rely heavily on government contracts or other forms of public sector financing and thus are subject to heightened political risks, including reduced government spending or changes in policy priorities. Certain companies are subject to extensive government regulation and may incur significant compliance costs. They also may face the risk of liability for environmental damage or infrastructure failures.

**Issuer Risk.** The performance of a Fund depends on the performance of individual securities or other assets to which the Fund has exposure. The value of securities or other assets may decline, or perform differently from the market as a whole, due to changes in the financial condition or credit rating of the issuer or counterparty.

**Large-Capitalization Companies Risk.** Large-capitalization companies may be less able than smaller-capitalization companies to adapt to changing market conditions and competitive challenges. Large-capitalization companies may be more mature and subject to more limited

growth potential compared with smaller-capitalization companies. The performance of large-capitalization companies could trail the overall performance of the broader securities markets.

**Large Shareholder and Large-Scale Redemption Risk.** Certain shareholders of a Fund, including an Authorized Participant, a third-party investor, the Fund's adviser, an affiliate of the Fund's adviser, a market maker, or another entity, may from time to time own or manage a substantial amount of Fund shares or may hold their investment in the Fund for a limited period of time. These shareholders may also pledge or loan Fund shares (to secure financing or otherwise), which may result in the shares becoming concentrated in another party. There can be no assurance that any large shareholder or large group of shareholders would not redeem their investment or that the size of a Fund would be maintained. Redemptions of a large number of Fund shares may adversely affect a Fund's liquidity and net assets. To the extent a Fund permits redemptions in cash, these redemptions may force the Fund to sell portfolio securities or other assets when it might not otherwise do so, which may negatively impact the Fund's NAV, have a material effect on the market price of Fund shares, increase the Fund's brokerage costs, accelerate the realization of taxable income and/or capital gains, and cause the Fund to make taxable distributions to its shareholders earlier than the Fund otherwise would have. In addition, under certain circumstances, non-redeeming shareholders may be treated as receiving a disproportionately large taxable distribution during or with respect to such tax year. A Fund also may be required to sell its more liquid investments to meet a large redemption, in which case the Fund's remaining assets may be less liquid, more volatile, and more difficult to price.

To the extent these large shareholders transact in Fund shares on the secondary market, such transactions may account for a large percentage of the trading volume for Fund shares and may, therefore, have a material upward or downward effect on the market price of the shares. In addition, large purchases of Fund shares may adversely affect the Fund's performance to the extent that the Fund is delayed in investing new cash and is required to maintain a larger cash position than it ordinarily would, diluting its investment returns.

**Management Risk.** An index Fund invests in securities or other assets included in, or representative of, its Underlying Index, regardless of their investment merits. Such a Fund may be affected by a general decline in market segments related to its Underlying Index, and BFA generally does not attempt to invest the Fund's assets in defensive positions under any market conditions, including declining markets. Market disruptions and regulatory restrictions could have an adverse effect on a Fund's ability to adjust its exposure to the required levels in order to track its Underlying Index. Because BFA uses a representative sampling indexing strategy, a Fund will not fully replicate its Underlying Index and may hold securities or other assets not included in the Underlying Index. As a result, a Fund is subject to the risk that BFA's investment strategy, whose implementation is subject to a number of constraints, may not produce the intended results. There is no guarantee that a Fund's investment results will have a high degree of correlation to those of its Underlying Index or that a Fund will achieve its investment objective.

**Market Risk.** A Fund could lose money over short periods due to short-term market movements and over longer periods during more prolonged market downturns. The value of a financial instrument or other asset may decline due to changes in general market conditions, economic trends or events that are not specifically related to the particular instrument or asset, or factors that affect one or more issuers, counterparties, exchanges, countries or other geographic units, markets, industries, or asset classes. Local, regional or global events such as war, acts of terrorism, pandemics or other public health issues, recessions, the prospect or occurrence of a sovereign default or other financial crisis, or other events could have a significant impact on a Fund and its investments and could result in increased premiums or discounts to a Fund's NAV. Changes in market and economic conditions generally do not have the same impact on all types of instruments and assets.

**Market Trading Risk.** A Fund faces numerous market trading risks, any of which may lead to its shares trading in the secondary market at a premium or discount to NAV or to the intraday value of the Fund's portfolio holdings. If you buy Fund shares at a time when the market price is at a premium to NAV or sell Fund shares at a time when the market price is at a discount to the NAV, you may pay significantly more or receive significantly less than the underlying value of the Fund shares.

*Absence of an Active Primary Market.* Although Fund shares are listed for trading on one or more stock exchanges, there can be no assurance that an active primary trading market for Fund shares will develop or be maintained by market makers or Authorized Participants.

*Secondary Listing Risks.* A Fund's shares may be listed or traded on U.S. and non-U.S. stock exchanges other than the U.S. stock exchange where the Fund's primary listing is maintained. Fund shares also may be available to non-U.S. investors through funds or structured investment vehicles similar to depositary receipts. There can be no assurance that a Fund's shares will continue to trade on any such stock exchange or in any market or that a Fund's shares will continue to meet the requirements for exchange listing or market trading. A Fund's shares may be less actively traded in certain markets than in others, and investors are subject to the execution and settlement risks and market standards of the market where they or their broker direct their trades for execution. Certain information that is available to investors who trade Fund shares on a U.S. stock exchange during regular U.S. market hours may not be available to investors who trade in other markets, which may result in secondary market prices in such markets being less efficient.

*Secondary Market Trading Risk.* Shares of a Fund may trade in the secondary market at times when the Fund does not accept orders to create or redeem shares. At such times, shares may trade in the secondary market with more significant premiums or discounts to NAV than might be experienced at times when the Fund accepts creation and redemption orders. Securities held by a Fund may be traded in markets that close at a different time than an exchange on which Fund shares are traded. Liquidity in those securities may be reduced after the applicable closing time. As a result, during the time when the exchange is open but after the applicable market closing, fixing or settlement time, there may be wider bid/ask spreads on the exchange and a greater premium or discount to NAV.

In stressed market conditions, the market for a Fund's shares may become less liquid in response to deteriorating liquidity in the markets for the Fund's portfolio holdings, and an investor may be unable to sell their Fund shares.

Secondary market trading in Fund shares may be halted by a stock exchange because of market conditions or for other reasons. In times of extraordinary market volatility, Fund shares may be subject to trading halts pursuant to "circuit breaker" rules of a stock exchange or market. If there is a trading halt or unanticipated closure of an exchange or market, an investor may be unable to purchase or sell Fund shares. In addition, if trading in certain securities or financial instruments is restricted, this may disrupt a Fund's creation/redemption process, affect the price at which Fund shares trade in the secondary market, and result in a Fund being unable to trade certain securities or financial instruments. In such circumstances, a Fund may be unable to rebalance its portfolio or accurately price its portfolio holdings and may incur substantial trading losses.

Shares of a Fund, similar to shares of other issuers listed on a stock exchange, may be sold short and are therefore subject to the risk of increased volatility and price decreases associated with being sold short. In addition, trading activity in derivative products based on a Fund may lead to increased trading volume and volatility in the secondary market for the shares of the Fund.

*Fund Shares May Trade at Prices Other Than NAV.* Shares of a Fund trade on stock exchanges at prices at, above or below the Fund's most recent NAV. A Fund's NAV is calculated at the end of each business day and fluctuates with changes in the market value of the Fund's portfolio holdings. The trading price of a Fund's shares fluctuates throughout trading hours based on both market supply of and demand for Fund shares and the underlying value of the Fund's portfolio holdings or NAV. As a result, the trading prices of a Fund's shares may deviate significantly from NAV during times of market volatility, significant redemption requests, or other unusual market conditions

However, because Fund shares can be created and redeemed in Creation Units at NAV, BFA believes that large discounts or premiums to a Fund's NAV are not likely to be sustained over the long term (unlike shares of many closed-end funds, which frequently trade at appreciable discounts from, and sometimes at premiums to, their NAVs). While the creation/redemption feature is designed to make it more likely that a Fund's shares normally will trade on stock exchanges at prices close to the Fund's next calculated NAV, exchange prices are not expected to correlate exactly with the Fund's NAV due to timing reasons, supply and demand imbalances and other factors. In addition, disruptions to creations and redemptions, including disruptions at market makers, Authorized Participants, or other market participants, and during periods of significant market volatility, may result in trading prices for shares of a Fund that differ significantly from its NAV. Authorized Participants may be less willing to create or redeem a Fund's shares if there is a lack of an active market for such shares or the Fund's underlying investments, which may contribute to the Fund's shares trading at a premium or discount to NAV.

*Costs of Buying or Selling Fund Shares.* Buying or selling Fund shares on an exchange involves two types of costs that apply to all securities transactions. When buying or selling Fund shares through a broker, you will likely incur a brokerage commission and other charges. In addition, you may incur the cost of the "spread," which is the difference between what investors are willing to pay for Fund shares (the "bid" price) and the price at which they are willing to sell Fund shares (the "ask" price). The spread varies over time for Fund shares based on trading volume and market liquidity. It is generally narrower if a Fund has more trading volume and market liquidity and wider if a Fund has less trading volume and market liquidity. Increased market volatility also may cause wider spreads. In addition, there may be regulatory and other charges that are incurred as a result of trading activity. Because of the costs inherent in buying or selling Fund shares, frequent trading may detract significantly from investment results, and an investment in Fund shares may not be advisable for investors who anticipate regularly making small investments through a brokerage account.

**Materials Companies Risk.** The materials sector tends to be closely tied to the economic cycle and can be significantly affected by supply-demand dynamics. Materials companies may be adversely affected by commodity price volatility, exchange rate fluctuations, social and political unrest, war, import and export controls, supply chain disruption, increased competition, depletion of resources, technical advances, labor relations, litigation and government regulations, among other factors. Materials companies are at risk of liability for environmental damage and product liability claims and may incur significant costs in complying with environmental laws.

**Mid-Capitalization Companies Risk.** Investments in mid-capitalization companies may be riskier, less liquid, more volatile and more susceptible to economic, market and industry changes than investments in large-capitalization companies. Mid-capitalization companies may have more limited product lines, markets, financial resources and management experience. As a result, they generally are more vulnerable than large-capitalization companies to adverse business and economic developments. Mid-capitalization companies may have a shorter business track record, with relatively less information available to investors. The securities of mid-sized companies may trade less frequently and in smaller volumes than the securities of larger companies.

**National Closed Market Trading Risk.** To the extent that securities or other assets held by a Fund trade on foreign exchanges or in foreign markets that may be closed when the securities exchange on which the Fund's shares trade is open, there are likely to be deviations between such asset's current price and its last quoted price (*i.e.*, the quote from the closed foreign market to the Fund). The impact of a closed foreign market on a Fund is likely to be greater where a large portion of the Fund's holdings trade on a closed foreign market or when a foreign market is closed for unscheduled reasons. These deviations could result in premiums or discounts to a Fund's NAV that may be greater than those experienced by other funds.

**Natural Resources Industry Risk.** The profitability of companies in the natural resources industry can be affected by worldwide energy prices, limits on exploration, and production spending. Companies in the natural resources industry are affected by government regulation, world events and economic conditions. Companies in the natural resources industry are at risk for environmental damage claims. Companies in the natural resources industry could be adversely affected by commodity price volatility, changes in exchange rates, imposition of import

controls and increased competition. Companies in the natural resources industry may be adversely affected by depletion of natural resources, technological developments, and labor relations.

**Non-Diversification Risk.** A Fund that is classified as “non-diversified” may invest a greater percentage of its assets in securities or other instruments representing a small number of issuers or counterparties, compared with funds that are classified as “diversified.” A non-diversified Fund thus may be more susceptible to the risks associated with these particular issuers or counterparties. The gains and losses on such holdings may have a greater impact on a non-diversified Fund’s performance than they would on the performance of a diversified Fund, and a non-diversified Fund’s NAV may be more volatile.

**Non-U.S. Securities Risk.** Securities issued by non-U.S. issuers (including depositary receipts) are subject to different legal, regulatory, political, economic, and market risks than securities issued by U.S. issuers. To the extent that investments are made in a limited number of countries, events in those countries will have a more significant impact on a Fund. The risks of investing in non-U.S. securities include the following, any of which may have an adverse impact on a Fund:

- Less liquid markets, which may make valuing securities more difficult;
- Greater market volatility;
- Government intervention in issuers’ operations or structure;
- Government expropriation or nationalization of assets;
- Exchange rate fluctuations and currency controls;
- Limitations on the foreign ownership of securities;
- Imposition of withholding or other taxes;
- Restrictions on the repatriation of capital;
- Higher transaction and custody costs;
- Foreign market trading hours, different clearing and settlement procedures, and holiday schedules, which may limit a Fund’s ability to engage in portfolio transactions;
- Less regulation of the securities and other financial markets;
- Less availability of public information about issuers;
- Weaker accounting, audit, disclosure and financial reporting requirements and the risk of being delisted from U.S. exchanges;
- Difficulties in enforcing contractual obligations; and
- Legal principles relating to corporate governance, directors’ fiduciary duties and liabilities, and shareholder rights that are less robust than those that apply in the U.S.

**Withholding Tax Reclaims Risk.** A Fund that holds non-U.S. securities may file claims to recover withholding tax on dividend and interest income (if any) received from issuers in certain countries where such withholding tax reclaim is possible. Whether or when a Fund will receive a withholding tax refund is within the control of the tax authorities in such countries. Where a Fund expects to recover withholding tax based on a continuous assessment of the probability of recovery, the Fund’s NAV generally includes accruals for such tax refunds. The Fund continues to evaluate tax developments for potential impact to the probability of recovery. If the likelihood of receiving a tax refund materially decreases, such as due to a change in tax regulation or approach, accruals in a Fund’s NAV for such refunds may be written down partially or in full, which will adversely affect the Fund’s NAV. Investors in a Fund at the time when an accrual is written down will bear the impact of any resulting reduction in NAV regardless of whether they were investors during the accrual period. Conversely, if a Fund receives a tax refund that was not previously accrued, investors in the Fund at the time the claim is successful will benefit from any resulting increase in the Fund’s NAV. Investors who sold their shares prior to such time will not benefit from any such NAV increase.

**North American Economic Risk.** A decrease in imports or exports, changes in trade regulations or an economic recession in any North American country can have a significant economic effect on the entire North American region and on some or all of the North American countries in which a Fund invests.

The U.S. is Canada’s and Mexico’s largest trading and investment partner. The Canadian and Mexican economies are significantly affected by developments in the U.S. economy. Since the implementation of the North American Free Trade Agreement (“NAFTA”) in 1994 among Canada, the U.S. and Mexico, total merchandise trade among the three countries has increased. However, political developments including the implementation of tariffs by the U.S. and the renegotiation of NAFTA in the form of the United States-Mexico-Canada Agreement (“USMCA”), which replaced NAFTA on July 1, 2020, could negatively affect North America’s economic outlook and, as a result, the value of securities held by a Fund. Policy and legislative changes in one country may have a significant effect on North American markets generally, as well as on the value of certain securities held by a Fund.

**Operational and Technology Risks.** A Fund and the entities with which it interacts directly or indirectly are susceptible to operational and technology risks, including those related to human errors, processing errors, communication errors, systems failures, cybersecurity incidents, and the use of artificial intelligence and machine learning (“AI”), which may result in losses for the Fund and its shareholders or impair the Fund’s operations. These entities include, but are not limited to, a Fund’s adviser, administrator, distributor, other service providers (e.g., index and benchmark providers, accountants, custodians, and transfer agents), financial intermediaries, counterparties, market makers, Authorized Participants, listing exchanges, other financial market operators, and governmental authorities. Operational and

technology risks for the issuers in which a Fund invests could also result in material adverse consequences for such issuers and may cause the Fund's investments in such issuers to lose value. A Fund may incur substantial costs in order to mitigate operational and technology risks.

Cybersecurity incidents can result from deliberate attacks or unintentional events against an issuer in which a Fund invests, the Fund or any of its service providers. They include, but are not limited to, gaining unauthorized access to systems, misappropriating assets or sensitive information, corrupting or destroying data, and causing operational disruption. Geopolitical tension may increase the scale and sophistication of deliberate attacks, particularly those from nation states or from entities with nation state backing. Cybersecurity incidents may result in any of the following: financial losses; interference with a Fund's ability to calculate its NAV; disclosure of confidential information; impediments to trading; submission of erroneous trades by a Fund or erroneous subscription or redemption orders; the inability of a Fund or its service providers to transact business; violations of applicable privacy and other laws; regulatory fines; penalties; reputational damage; reimbursement or other compensation costs; and other legal and compliance expenses. Furthermore, cybersecurity incidents may render records of a Fund, including records relating to its assets and transactions, shareholder ownership of Fund shares, and other data integral to a Fund's functioning, inaccessible, inaccurate or incomplete. Power outages, natural disasters, equipment malfunctions and processing errors that threaten information and technology systems relied upon by a Fund or its service providers, as well as market events that occur at a pace that overloads these systems, may also disrupt business operations or impact critical data. In addition, the risks of increased use of AI technologies, such as machine learning, include data risk, transparency risk, and operational risk. The AI technologies, which are generally highly reliant on the collection and analysis of large amounts of data, may incorporate biased or inaccurate data, and it is not possible or practicable to incorporate all relevant data into such technologies. The output or results of any such AI technologies may therefore be incomplete, erroneous, distorted or misleading. Further, AI tools may lack transparency as to how data is utilized and how outputs are generated. AI technologies may also allow the unintended introduction of vulnerabilities into infrastructures and applications. A Fund and its shareholders could be negatively impacted as a result of these risks associated with AI technologies. AI technologies and their current and potential future applications, and the regulatory frameworks within which they operate, continue to quickly evolve, and it is impossible to anticipate the full scope of future AI capabilities or rules and the associated risks to a Fund.

While a Fund's service providers are required to have appropriate operational, information security and cybersecurity risk management policies and procedures, their methods of risk management may differ from those of the Fund in the setting of priorities, the personnel and resources available or the effectiveness of relevant controls. Each Fund and its adviser seek to reduce these risks through controls, procedures and oversight, including establishing business continuity plans and risk management systems. However, there are inherent limitations in such plans and systems, including the possibility that certain risks that may affect a Fund have not been identified or may emerge in the future; that such plans and systems may not completely eliminate the occurrence or mitigate the effects of operational or information security disruptions or failures or of cybersecurity incidents; or that prevention and remediation efforts will not be successful or that incidents will go undetected. A Fund cannot control the systems, information security or other cybersecurity of the issuers in which it invests or its service providers, counterparties, and other third parties whose activities affect the Fund.

Lastly, the regulatory climate governing cybersecurity and data protection is developing quickly and may vary considerably across jurisdictions. Regulators continue to develop new rules and standards related to cybersecurity and data protection. Compliance with evolving regulations can be demanding and costly, requiring substantial resources to monitor and implement required changes.

**Ownership Limitations Risk.** If certain aggregate and/or fund-level ownership thresholds are reached through transactions undertaken by BFA, its affiliates or a Fund, or as a result of third-party transactions or actions by an issuer or regulator, the ability of BFA and its affiliates on behalf of clients (including a Fund) to purchase or dispose of investments, exercise rights or undertake business transactions may be restricted by law, regulation or rules or otherwise impaired. The capacity of a Fund to invest in certain securities or other assets may be affected by the relevant threshold limits, and such limitations may have adverse effects on the liquidity and performance of a Fund's portfolio holdings.

For example, ownership limits may apply to securities whose issuers operate in certain regulated industries or in certain international markets. Such limits also may apply where the investing entity (such as a Fund) is subject to corporate or regulatory ownership restrictions or invests in certain futures or other derivative transactions. In certain circumstances, aggregate and/or fund-level amounts invested or voted by BFA and its affiliates for client funds and accounts managed by BFA (including a Fund) may not exceed the relevant limits without the grant of a license or other regulatory or corporate approval, order, consent, relief or non-disapproval. However, there is no guarantee that permission will be granted or that, once granted, it will not be modified or revoked at a later date with minimal or no notice. In other cases, exceeding such thresholds may cause BFA and its affiliates, a Fund or other client accounts to suffer disadvantages or business restrictions.

Ownership limitations are highly complex. It is possible that, despite BFA's intent to either comply with or be granted permission to exceed ownership limitations, it may inadvertently breach a limit or violate the corporate or regulatory approval, order, consent, relief or non-disapproval that was obtained.

**Real Estate Companies Risk.** Real estate companies, which include real estate investment trusts, real estate holding and operating companies, and real estate management or development companies, expose investors to the risks of owning real estate directly as well as to the risks from the way that such companies operate. Real estate companies and property values may be adversely affected by regulations and other governmental actions, including tax increases, zoning changes and other usage restrictions, environmental regulations, regulatory limitations on rent or eviction, and eminent domain.

Real estate is highly sensitive to general and local economic conditions and can be subject to intense competition and periodic overbuilding. Real estate companies may own a limited number of properties and concentrate their investments in a particular geographic region, industry or property type. Economic downturns or other adverse events (e.g., natural disasters) that affect a particular region, industry or property type may lead to decreases in property values, leasing declines and defaults by borrowers or tenants. In the event of a default, a real estate company may experience substantial delays and costs in enforcing its rights with respect to the property and protecting its investment. In addition, because real estate is relatively illiquid, a company may be constrained in its ability to diversify or liquidate its investments in response to economic conditions or other events.

Real estate companies may depend on the management skills of a few key individuals and may have limited financial resources. They may be highly leveraged, which can magnify losses, and interest rate increases can make it difficult for them, as well as borrowers and tenants, to obtain debt financing and meet payment obligations. Declining interest rates could result in increased prepayment on loans and require redeployment of capital in less desirable investments.

Certain real estate companies, such as REITs, could fail to qualify for favorable tax or regulatory treatment, which could produce adverse economic consequences for the company and its investors, including a Fund.

**Reliance on Trading Partners Risk.** The economies of some countries or regions depend on trading with certain key trading partners. A reduction in spending on the products and services of these countries or regions, the institution of tariffs or other trade barriers by a key trading partner or a slowdown in the economy of a key trading partner may cause an adverse impact on the economies of such countries or regions and may negatively impact the performance of a Fund with exposure to those countries or regions.

**Risk of Investing in China.** Investments in Chinese securities, including certain Hong Kong-listed and U.S.-listed securities, subject a Fund to risks specific to China. China is subject to a considerable degree of economic, political and social instability.

*Political and Social Risk.* The Chinese government is authoritarian and has periodically used force to suppress civil dissent. Disparities of wealth and the pace of economic liberalization may lead to social turmoil, violence and labor unrest. In addition, China continues to experience disagreements related to integration with Hong Kong and religious and nationalist disputes in Tibet and Xinjiang. There is also a greater risk in China than in many other countries of currency fluctuations, currency non-convertibility, interest rate fluctuations and higher rates of inflation as a result of internal social unrest or conflicts with other countries. Unanticipated political or social developments may result in sudden and significant investment losses. China's income inequality, rapidly aging population and significant environmental issues also are factors that may affect the Chinese economy.

*Government Control and Regulations.* Despite the Chinese government's implementation of economic and market reforms in recent decades, government control over certain sectors and enterprises and significant regulation of investment and industry are still pervasive. China has restrictions on investment in companies or industries deemed to be sensitive to particular national interests, trading of securities of Chinese issuers, foreign ownership of Chinese corporations and/or the repatriation of assets by foreign investors. Restrictions on foreign ownership of Chinese securities may have adverse effects on a Fund's liquidity and performance and could lead to higher tracking error. Chinese government intervention in the market may have a negative impact on market sentiment, which may in turn affect the performance of the Chinese economy and a Fund's investments. Chinese markets generally continue to experience inefficiency, lack of publicly available information, and political and social instability and may be subject to volatility and pricing anomalies resulting from governmental influence. Chinese companies, such as those in the financial services, technology and potentially other sectors, are also subject to the risk that Chinese authorities can intervene in their operations and structure, which may negatively affect the value of a Fund's investments.

*Economic Risk.* The Chinese economy is highly reliant on trade and may be adversely affected by, among other things, a deterioration in global demand and spending for Chinese exports or a contraction in spending on domestic goods by Chinese consumers. The institution of additional tariffs or other trade barriers (including as a result of heightened trade tensions between China and the U.S. or in response to actual or alleged Chinese cyber activity) or a downturn in any of the economies of China's key trading partners may have an adverse impact on the Chinese economy and companies in which a Fund invests. The current political climate has intensified concerns about a potential trade war between China and the U.S. as each country has imposed tariffs on the other. These actions and their consequences (which are difficult to predict) could have a negative impact on a Fund's performance. It is unclear whether further tariffs or other escalating actions may occur.

In addition, certain Chinese companies (which may change from time to time) are directly or indirectly subject to economic or trade restrictions imposed by the U.S. or other governments due to national security, human rights or other concerns of such government. For example, certain foreign technology companies are subject to export controls as those companies are believed to pose a risk to U.S. interests. The U.S. also bans imports of goods produced in certain regions of China or by certain Chinese companies due to concerns about forced labor. Such restrictions may have unanticipated and adverse effects on the Chinese economy and companies. Any action that targets Chinese financial markets or securities exchanges could interfere with orderly trading, delay settlement or cause market disruptions. A Fund's Underlying Index may include companies that are subject to economic or trade restrictions (but not investment restrictions) imposed by the U.S. or other governments. So long as these restrictions do not include restrictions on investments, a Fund is generally expected to invest in such companies, consistent with its objective to track the performance of its Underlying Index. Other economic challenges for China include indebtedness, weak consumer demand, and an aging population. China continues to face pressure from its trading partners over its exporting of its excess industrial capacity and overall approach to economic management.

*Expropriation Risk.* The Chinese government maintains a major role in economic policymaking, and investing in China involves risk of loss due to expropriation, nationalization, confiscation of assets and property or the imposition of restrictions on foreign investments and on repatriation of capital invested.

*Security Risk.* China has strained international relations with Taiwan, Japan, the Philippines, India, and other neighbors due to territorial disputes, historical animosities, defense concerns and other security concerns. China has a complex territorial dispute regarding the sovereignty of Taiwan and has pledged to take control of Taiwan, including by force if necessary. The Chinese military has conducted military drills around Taiwan in connection with China's claim to Taiwan. Taiwan-based companies and individuals are significant investors in China. Continuing hostility between China and Taiwan may have an adverse impact on their economies and markets and on the value of a Fund's investments in China, Taiwan or the region, may cause a suspension in a Fund's ability to trade in certain securities or other assets, or may otherwise make such investments impracticable or impossible. Frictions between China and the Philippines in the South China Sea pose a risk of escalation potentially leading to military conflict.

Additionally, China is alleged to have participated in state-sponsored cyberattacks against foreign companies and foreign governments. Actual and threatened responses to such activity and strained international relations, including purchasing restrictions, sanctions, export controls, tariffs or cyberattacks on the Chinese government or Chinese companies, may impact China's economy and Chinese issuers in which a Fund invests. It may be impossible or impracticable for a Fund to hold, transact in or value securities of sanctioned companies, and there may be a significant decrease in the valuation of such securities. Relations between China's Han ethnic majority and other ethnic groups in China, including Tibetans and Uighurs, are also strained and have been marked, historically, by protests and violence. These situations may cause uncertainty in the Chinese markets and may adversely affect the Chinese economy. In addition, conflict on the Korean Peninsula could adversely affect the Chinese economy. Such risks, among others, may adversely affect the value of a Fund's investments.

*Chinese Equity Markets.* There are several types of Chinese equity securities, including H-shares, A-shares, B-shares, Red-Chips and/or P-Chips. The issuance of B-shares and H-shares by Chinese companies and the ability to obtain a "back-door listing" through Red-Chips or P-Chips is still regarded by the Chinese authorities as an experiment in economic reform. "Back-door listing" is a means by which a mainland Chinese company issues Red-Chips or P-Chips to obtain quick access to international listing and international capital. These share mechanisms are subject to the political and economic policies in China. In the Chinese securities markets, a small number of issuers may represent a large portion of the entire market. The Chinese securities markets also may be subject to more frequent trading halts, low trading volume and price volatility.

*Hong Kong Political Risk.* Hong Kong reverted to Chinese sovereignty on July 1, 1997 as a Special Administrative Region ("SAR") of the People's Republic of China ("PRC") under the principle of "one country, two systems." Although China is obligated by treaty to maintain the current capitalist economic and social system of Hong Kong through June 30, 2047, the continuation of economic and social freedoms enjoyed in Hong Kong is dependent on the government of China. Hong Kong has experienced protests and unrest related to China's control, and tensions have increased between China and Hong Kong. Due to the interconnected nature of the Hong Kong and Chinese economies, instability in Hong Kong may adversely affect the Hong Kong and Chinese markets. Other countries' perceptions of the degree of convergence between China and Hong Kong, such as with respect to trade, and resulting actions also may impact both economies. In addition, the Hong Kong dollar trades at a fixed exchange rate in relation to (or is "pegged" to) the U.S. dollar, which has contributed to the growth and stability of the Hong Kong economy. However, it is uncertain how long the currency peg will continue or what effect the establishment of an alternative exchange rate system would have on Hong Kong's economy. Such a change could result in a decline in a Fund's NAV because the NAV is denominated in U.S. dollars.

*Limited Information, Legal Remedies and VIE Structure Risk.* Chinese companies, including Chinese companies that are listed on U.S. exchanges, are not subject to the same degree of regulatory requirements, accounting standards or auditor oversight as companies in more developed countries. As a result, information about the Chinese securities in which the Fund invests may be less reliable or complete. Chinese companies with securities listed on U.S. exchanges may be delisted if they do not meet U.S. accounting standards and auditor oversight requirements, or for other reasons, which would significantly decrease the liquidity and value of the securities. There may be significant obstacles to obtaining information necessary for investigations into or litigation against Chinese companies, and shareholders may have limited legal remedies. The Funds do not select investments based on investor protection considerations.

Many Chinese companies listed on U.S. exchanges use variable interest entities or "VIEs" in their structure as a result of foreign ownership restrictions. In a VIE structure, a Chinese operating company establishes a shell company in another jurisdiction to issue stock to public shareholders. When a VIE structure is used by a Chinese company to list its stock in the U.S., instead of owning the equity securities of the Chinese company, the U.S.-listed shell company directly or indirectly enters into contracts with the Chinese operating company under Chinese law. These contracts provide the U.S.-listed shell company with only economic exposure to the Chinese company and do not represent equity ownership in the operating company.

While VIEs are a longstanding practice that is well known to Chinese officials and regulators, they have not been formally recognized under Chinese law. The Chinese government has provided guidance to and placed restrictions on Chinese-based companies raising capital offshore, including through VIEs. In 2023, the China Securities Regulatory Commission ("CSRC") released new rules that permit the use of VIE structures, provided they abide by Chinese laws and register with the CSRC. The rules, however, may cause Chinese companies to undergo greater scrutiny and add costs to VIE structures. Intervention, rulemaking or guidance by the Chinese government with respect to VIE structures or the non-enforcement of VIE-related contractual rights could significantly affect the operating company's business in China, the enforceability of the U.S.-listed shell company's contractual arrangements with the Chinese company and the value of the U.S.-listed stock.

Further, the VIE contractual arrangement would likely be subject to Chinese law and jurisdiction, and remedies available to the U.S.-listed shell company are uncertain and could be ineffective. Any change in the operations of entities in a VIE structure, the status of VIE contractual arrangements or the legal or regulatory environment in China, generally or with respect to specific industries, could result in significant, and possibly permanent and/or total, losses to a Fund.

**Risk of Investing in Developed Countries.** Investment in developed country issuers will subject a Fund to legal, regulatory, political, currency, security, economic and other risks associated with developed countries. Developed countries generally tend to rely on services sectors (e.g., the financial services sector) as the primary means of economic growth. A prolonged slowdown in one or more services sectors is likely to have a negative impact on economies of certain developed countries, although economies of individual developed countries can be impacted by slowdowns in other sectors. In the past, certain developed countries have been targets of terrorism, and some geographic areas in which a Fund invests have experienced strained international relations due to territorial disputes, historical animosities, defense concerns and other security concerns. These situations may cause uncertainty in the financial markets in these countries or geographic areas and may adversely affect the performance of the issuers to which a Fund has exposure. Heavy regulation of certain markets, including labor and product markets, may have an adverse effect on certain issuers. Such regulations may negatively affect economic growth or cause prolonged periods of recession. Many developed countries are heavily indebted and face rising healthcare and retirement expenses. In addition, price fluctuations of certain commodities and regulations impacting the import of commodities may negatively affect developed country economies.

**Risk of Investing in Emerging Markets.** Investments in emerging market issuers may be subject to a greater risk of loss than investments in issuers located or operating in more developed markets. This is due to, among other things, the potential for greater market volatility, lower trading volume, higher levels of inflation, social, political or economic instability, greater risk of a market shutdown and more governmental limitations on foreign investments in emerging market countries than are typically found in more developed markets.

Some emerging market countries may experience economic instability, including instability resulting from substantial rates of inflation or significant devaluations of their currency, or economic recessions, which would have a negative effect on the economies and financial markets of their economies. Some of these countries may impose restrictions on the exchange or export of currency or adverse currency exchange rates, and there may be a lack of available currency hedging instruments.

Disparities of wealth, the pace and success of democratization and ethnic, religious and racial disaffection, among other factors, may exacerbate unrest or violence in certain countries. Unanticipated or sudden political or social developments may result in sudden and significant investment losses.

Companies in many emerging markets are not subject to the same degree of regulatory requirements, accounting standards or auditor oversight as companies in more developed countries, and as a result, information about the securities in which a Fund invests may be less reliable or complete. Moreover, emerging markets often have less reliable securities valuations and greater risks associated with the custody of securities than developed markets. There may be significant obstacles to obtaining information necessary for investigations into or litigation against companies, and shareholders may have limited legal remedies. A Fund's investments are not selected based on investor protection considerations.

In addition, emerging markets often have greater risk of capital controls through such measures as taxes or interest rate control than developed markets. Certain emerging market countries may also lack the infrastructure necessary to attract large amounts of foreign trade and investment. Chronic structural public sector deficits in some countries may adversely impact a Fund's investments.

Local securities markets in emerging market countries may trade a small number of securities and may be unable to respond effectively to changes in trading volume, potentially making prompt liquidation of holdings difficult or impossible at times. Settlement procedures in emerging market countries are frequently less developed and reliable than those in the U.S. (and other developed countries). In addition, significant delays may occur in certain markets in registering the transfer of securities. Settlement or registration problems may make it more difficult for a Fund to value its portfolio securities and could have an adverse effect on a Fund in seeking to achieve its investment objective.

There could be additional impacts on the value of a Fund as a result of sustainability risks, in particular those caused by environmental changes, social issues and governance risk. Additionally, disclosures or third-party data coverage associated with sustainability risks is generally less available or transparent in these markets.

Investments in emerging market countries may be subject to loss due to expropriation, nationalization, confiscation of assets and property or the imposition of restrictions on foreign investments and on repatriation of capital invested in such countries.

**Risk of Investing in Saudi Arabia.** Investing in Saudi Arabian issuers involves legal, regulatory, political, currency, security, and economic risks that are specific to Saudi Arabia. Saudi Arabia is highly reliant on income from the sale of petroleum and trade with other countries involved in the sale of petroleum, and its economy is therefore vulnerable to changes in foreign currency values and the petroleum market. A sustained decrease in petroleum prices could have a negative impact on all aspects of the economy. In addition, Saudi Arabia's economy relies heavily on cheap, foreign labor, and changes in the availability of this labor supply could have an adverse effect on the economy.

Investments in the securities of Saudi Arabian issuers involve risks not typically associated with investments in securities of issuers in more developed countries, which may negatively affect the value of a Fund's investments. Such heightened risks may include, among others, the expropriation and/or nationalization of assets, restrictions on and government intervention in international trade, confiscatory taxation,

political instability, including authoritarian and/or military involvement in governmental decision-making, armed conflict, crime and instability as a result of religious, ethnic and/or socioeconomic unrest. The government of Saudi Arabia exercises substantial influence over many aspects of the private sector, and its actions could significantly impact the value of Saudi Arabian securities. Although some economic reforms (e.g., privatization) are underway, restrictions on foreign ownership persist, and the government has an ownership stake in many key industries. Saudi Arabia has experienced strained relations with economic partners worldwide, including other countries in the Middle East, due to geopolitical events. Economic sanctions (or the threat of them) on Saudi Arabian individuals or Saudi Arabian corporate entities may have an adverse impact on the Saudi Arabian economy and securities.

The ability of foreign investors to invest in the securities of Saudi Arabian issuers could be restricted by the Saudi Arabian government at any time, and unforeseen risks could materialize with respect to foreign ownership of such securities. In addition, the Saudi Arabian government places investment limitations on the ownership of Saudi Arabian issuers by foreign investors. Such limits may prevent a Fund from investing in accordance with its strategy and result in tracking error for a Fund that tracks an index.

**Saudi Arabia Broker Risk.** There are a number of ways to conduct transactions in equity securities in the Saudi Arabian market. A Fund generally expects to transact in a manner so that it is not limited by Saudi Arabian regulations to a single broker. However, there may be a limited number of brokers who can provide services to a Fund, which may have an adverse impact on the prices, quantity or timing of Fund transactions. A limited number of brokers may impact a Fund's ability to achieve best execution on transactions. In addition, a Fund may be more susceptible to credit loss or trading disruptions in the event of a default or business disruption among the available brokers. If a Fund's use of a broker is disrupted, there could be an adverse impact on the Fund's operations and, if applicable, its ability to track the Underlying Index, and the Fund's shares could trade at a premium or discount to NAV. A Fund may also incur losses due to the acts or omissions of its brokers in the execution or settlement of transactions or in the transfer of funds or securities.

**Risk of Investing in the U.S.** Investing in U.S. issuers involves legal, regulatory, political, currency, security, and economic risks that are specific to the U.S. A decrease in imports or exports, changes in trade regulations, inflation, an economic recession, financial system stress, or political turmoil, among other risks, may have an adverse effect on the U.S. economy and the securities listed on U.S. exchanges. The U.S. is also subject to the risk of natural disasters, such as droughts, earthquakes, fires and floods. U.S. security risks include acts of terrorism, internal unrest and a deterioration in relations between the U.S. and certain countries. Any of these may adversely affect the U.S. economy, financial markets or issuers.

Governmental agencies project that the U.S. will maintain elevated public debt levels for the foreseeable future. Although elevated debt levels do not necessarily indicate or cause economic problems, the costs of servicing such debt may constrain future economic growth. Circumstances could arise that could prevent the timely payment of interest or principal on U.S. government debt, such as reaching the legislative "debt ceiling." Such non-payment would result in substantial negative consequences for the U.S. economy and the global financial system.

**Securities Lending Risk.** A Fund may engage in securities lending. Securities lending involves the risk that a Fund may lose money because the borrower of the loaned securities fails to return the securities in a timely manner or at all. A Fund could also lose money in the event of a decline in the value of collateral provided for loaned securities or a decline in the value of any investments made with cash collateral. These events could also trigger adverse tax consequences for a Fund.

**Small-Capitalization Companies Risk.** Investments in small-capitalization companies may be riskier, less liquid, more volatile and more susceptible to economic, market and industry changes than investments in large- or mid-capitalization companies. Small-capitalization companies may have more limited product lines, markets, financial resources, personnel and management experience. As a result, they generally are more vulnerable than larger companies to adverse business and economic developments. Small-capitalization companies may have a short business track record, with relatively less information available to investors. The securities of smaller companies may trade less frequently and in lower volumes than the securities of larger companies. Some securities of smaller issuers may be illiquid or restricted as to resale, and their values may have significant volatility. A Fund may be unable to liquidate its positions in such securities at any time, or at a favorable price, in order to meet the Fund's obligations.

**Sustainability Risk.** Sustainability risk is an inclusive term to designate investment risk (probability or uncertainty of occurrence of material losses relative to the expected return of an investment) that relates to environmental, social or governance issues.

Sustainability risk around environmental issues includes, but is not limited to, climate risk, both physical and transition risk. Physical risk arises from the physical effects of climate change, acute or chronic. For example, frequent and severe climate-related events can impact products and services and supply chains. Transition risk – whether policy, technology, market or reputation risk – arises from the adjustment to a low-carbon economy in order to mitigate climate change. Risks related to social issues can include, but are not limited to, labor rights and community relations. Governance-related risks can include but are not limited to risks around board independence, ownership and control, and audit and tax management. These risks can impact an issuer's operational effectiveness and resilience as well as its public perception and reputation, affecting its profitability and, in turn, its capital growth and ultimately impacting the value of holdings in a Fund.

These are only examples of sustainability risk factors, and sustainability risk factors do not solely determine the risk profile of the investment. The relevance, severity, materiality and time horizon of sustainability risk factors and other risks can differ significantly across Funds.

Sustainability risk can manifest itself through different existing risk types including, but not limited to, market, liquidity, concentration, credit and asset-liability mismatch risk. For example, a Fund may invest in the securities of an issuer that could face potentially reduced revenues

or increased expenditures from physical climate risk (e.g., decreased production capacity due to supply chain perturbations, lower sales due to demand shocks or higher operating or capital costs) or transition risk (e.g., decreased demand for carbon-intensive products and services or increased production costs due to changing input prices). As a result, sustainability risk factors may have a material impact on an investment, may increase volatility, may affect liquidity and may have an adverse impact on the value of shares of a Fund.

The impact of those risks may be higher for Funds with particular sectoral or geographic concentrations. For example, Funds with geographic concentration in locations susceptible to adverse weather conditions where the value of the investments in the Funds may be more susceptible to adverse physical climate events, or Funds with specific sectoral concentrations, such as investing in industries or issuers with high carbon intensity or high switching costs associated with the transition to low carbon alternatives, may be more impacted by climate transition risks.

All or a combination of these factors may have an unpredictable impact on a Fund's investments. Under normal market conditions, such events could have a material impact on the value of shares of a Fund.

Assessments of sustainability risk are specific to the asset class and to a fund's investment objective. Different asset classes require different data and tools to apply heightened scrutiny, assess materiality, and make meaningful differentiation among issuers and assets. To the extent consistent with a Fund's investment objective, risks are considered and risk managed concurrently, by prioritizing in part based on materiality and on the Fund's objective.

The impacts of sustainability risk are likely to develop over time, and new sustainability risks may be identified as further data and information regarding sustainability factors and impacts become available.

**Technology Companies Risk.** Technology companies and companies that rely heavily on technological advances may have limited product lines, markets, financial resources and personnel. These companies may face rapid product obsolescence as well as unexpected risks and costs related to new product introduction and technological developments, such as artificial intelligence and machine learning. Technology companies may be adversely affected by disruptions to supply chains and distribution networks as well as issues at third-party partners. They are heavily dependent on patent and other intellectual property rights, and the loss or impairment of these rights may adversely affect their profitability. Technology companies may face increased government scrutiny and may be subject to adverse government or legal action. These companies also may be adversely affected by, among other things, actual or perceived security vulnerabilities or other defects in their products and services, which may result in lawsuits, government enforcement actions and other remediation costs.

**Timber and Forestry Industry Risk.** The timber and forestry industry is highly cyclical and the market value of companies engaged in the ownership, management or upstream supply chain of forests and timberlands is strongly affected by changes in international economic conditions, interest rates, weather cycles, changing demographics, environmental conditions and government regulations, among other factors. For example, the volume and value of timber that can be harvested from timberlands is limited by natural disasters, fire, volcanic eruptions, insect infestation, disease, ice storms, wind storms, flooding and other events. Climate conditions could intensify the effects of any of these factors. Many companies in the timber and forestry industry do not insure against damages to their timberlands. Companies in this industry are also subject to stringent federal, state and local environmental, health and safety laws and regulations.

**Tracking Error Risk.** A Fund that tracks an index is subject to the risk of "tracking error," which is the divergence of a Fund's performance from that of the Underlying Index. Tracking error may occur due to a number of factors, including differences between the securities and other assets held in a Fund's portfolio and those included in the Underlying Index; differences in the timing and methodologies used to value securities and other assets; transaction costs and other expenses incurred by a Fund that the Underlying Index does not incur; a Fund's holding of uninvested cash; differences in the timing of the accrual or the valuation of dividends or interest received by a Fund or distributions paid to Fund shareholders; tax gains or losses; the requirements for a Fund to maintain pass-through tax treatment; portfolio transactions carried out to minimize the distribution of capital gains to shareholders; the acceptance of custom baskets; changes to the Underlying Index, such as during a rebalancing or reconstitution; and impacts to a Fund of complying with certain regulatory requirements or limits. A Fund that tracks an index composed of a large number of securities or other assets may experience greater tracking error than a Fund that tracks a more narrow index. Tracking error risk may be heightened during times of increased market volatility or other unusual market conditions.

**Transportation Companies Risk.** Transportation companies may be adversely affected by changes in the economy, volatility in energy prices, labor relations, business interruptions, supply chain disruptions, trade disputes, technology developments, exchange rates, insurance costs and government regulation. Transportation companies are also affected by natural disasters, environmental incidents, terrorism, war and other events that target or damage transportation infrastructure. As a result of such events, insurance premiums and other operating costs may increase significantly, and insurance coverage may become unavailable. Securities of transportation companies are generally cyclical and may be subject to sharp price movements.

**Utility Companies Risk.** Utility infrastructure often requires significant capital expenditures, and utility companies may face high interest costs and difficulty in raising capital. Technological innovations may render existing equipment or products obsolete, and companies may experience difficulty in obtaining regulatory approval of new technologies. Utility operations may be disrupted by events that target or damage utility infrastructure, including natural disasters and cyber or other attacks. Utilities companies may be adversely affected by volatility in the price of certain energy resources.

Utility companies face risks from government regulation and oversight as well as from deregulation (if applicable). Regulators may monitor and control companies' revenues and costs. There is no assurance that regulators will grant rate increases or that rate levels will be adequate to permit the payment of stock dividends or bond coupon payments. In addition, there may be regulatory restrictions on the ability of utility companies to enter new lines of business and geographic areas. Utility companies incur costs in complying with environmental and other regulations and may face significant challenges in obtaining regulatory approval for certain projects, such as nuclear power plants. Utility companies are at risk of liability for environmental harm and other types of damages. Energy conservation, climate change and other sustainability policies also may impact utility companies. Deregulation may subject companies to greater competition, may adversely affect their profitability and may lead them to engage in riskier ventures.

**Valuation Risk.** The price that a Fund could receive upon the sale (or other disposition) of a security or other asset may differ from the Fund's valuation of the security or other asset, particularly for securities or other assets that trade in low volume or volatile markets or that are valued using a fair value methodology. The price received by a Fund also may differ from the value used by the Underlying Index (if applicable). Because non-U.S. exchanges or markets may be open on days or during time periods when a Fund does not price its shares, the value of the securities or other assets in a Fund's portfolio may change on days or during time periods when investors are not able to purchase or sell Fund shares.

In addition, for purposes of calculating a Fund's NAV, the value of assets denominated in non-U.S. currencies (if any) is translated into U.S. dollars at the prevailing market rates. For a Fund that tracks an Underlying Index, this may result in a difference between the prices used to calculate the Fund's NAV and the prices used by the Underlying Index, which, in turn, could result in a difference between the Fund's performance and the performance of the Underlying Index. Authorized Participants that create or redeem Fund shares on days when a Fund is holding fair-valued securities or other assets may receive fewer or more shares, or lower or higher redemption proceeds, than they would have received had the securities or other assets not been fair valued or been valued using a different methodology. The ability to value investments may be impacted by technological issues or errors by pricing services or other third-party service providers.

## Portfolio Holdings Information

A description of the policies and procedures with respect to the disclosure of the Funds' portfolio securities and other assets (as applicable) is available in the applicable Statement of Additional Information ("SAI"). Each Fund discloses its portfolio holdings daily at [www.iShares.com](http://www.iShares.com). Fact sheets providing information about each Fund's top holdings are posted on [www.iShares.com](http://www.iShares.com) when available and may be requested by calling 1-800-iShares (1-800-474-2737).

## Management of the Funds

### Investment Adviser

As investment adviser, BFA has overall responsibility for the general management and administration of the Funds. BFA provides an investment program for the Funds and manages the investment of the Funds' assets. In seeking to achieve the Funds' respective investment objectives, BFA uses teams of portfolio managers, investment strategists and other investment specialists and may draw upon the trading, research and expertise of its affiliates. This team approach brings together many disciplines and leverages BFA's extensive resources.

BFA is an indirect majority-owned subsidiary of BlackRock, Inc. ("BlackRock") and is located at 400 Howard Street, San Francisco, CA 94105. As of March 31, 2025, BFA and its affiliates provided investment advisory services for assets of approximately \$11.6 trillion.

From time to time, an employee of BlackRock may express views regarding a particular security or other instrument, asset class, company, industry, or market sector. Such views are the views of only that individual as of the time expressed. They do not necessarily represent the views of BlackRock or any other person within the BlackRock organization. Such views may change at any time based upon market or other conditions, and BlackRock has no responsibility to update such views. You should not rely on any such views as investment advice or as an indication of trading intent on behalf of a Fund.

### Fees and Expenses

Pursuant to the Investment Advisory Agreement between BFA and the Trust (entered into on behalf of the Funds), BFA is responsible for substantially all expenses of each Fund, except the management fees, interest expenses, taxes, expenses incurred with respect to the acquisition and disposition of portfolio securities and the execution of portfolio transactions, including brokerage commissions, distribution fees or expenses, and litigation expenses and any extraordinary expenses (as determined by a majority of the Trustees who are not "interested persons" of the Trust). Operating expenses paid by BFA under the Investment Advisory Agreement exclude acquired fund fees and expenses, if any.

A discussion regarding the basis for the approval by the Trust's Board of Trustees (the "Board") of the Investment Advisory Agreement with BFA is available in the Funds' Form N-CSR filed with the SEC for the period ended September 30 and in the applicable financial statements and additional information documents posted at [www.iShares.com](http://www.iShares.com).

For its investment advisory services to each Fund, for the fiscal year ended March 31, 2025, BFA was paid a management fee from each Fund, as a percentage of the Fund's average daily net assets, net of any applicable waivers, at the annual rate set forth in the table below. If BFA has contractually agreed to waive a portion of its management fees for a Fund, the contractual waiver may be terminated prior to its expiration date only upon written agreement of the Trust and BFA. In addition, BFA may from time to time voluntarily waive and/or reimburse fees or expenses to reduce a Fund's total annual fund operating expenses (excluding acquired fund fees and expenses, if any). Any such voluntary waiver or reimbursement may be eliminated by BFA at any time.

Fund	Management Fee
iShares Global 100 ETF	0.40%
iShares Global Comm Services ETF	0.39% <sup>1</sup>
iShares Global Consumer Discretionary ETF	0.39% <sup>1</sup>
iShares Global Consumer Staples ETF	0.39% <sup>1</sup>
iShares Global Energy ETF	0.39% <sup>1</sup>
iShares Global Financials ETF	0.39% <sup>1</sup>
iShares Global Healthcare ETF	0.39% <sup>1</sup>
iShares Global Industrials ETF	0.39% <sup>1</sup>
iShares Global Infrastructure ETF	0.39% <sup>1</sup>
iShares Global Materials ETF	0.39% <sup>1</sup>
iShares Global Tech ETF	0.39% <sup>1</sup>
iShares Global Timber & Forestry ETF	0.39% <sup>1</sup>
iShares Global Utilities ETF	0.39% <sup>1</sup>

<sup>1</sup> The management fee schedule for the Fund, including its breakpoint pricing arrangements, is described in the Fund's Statement of Additional Information.

### Portfolio Managers

The Portfolio Managers for each Fund are responsible for various functions related to portfolio management, including, but not limited to, investing cash inflows, coordinating with members of their respective portfolio management teams to focus on certain asset classes, implementing investment strategy, researching and reviewing investment strategy and overseeing members of their respective teams who have more limited responsibilities.

Jennifer Hsui, Matt Waldron, Peter Sietsema and Steven White are primarily responsible for the day-to-day management of the Funds.

Jennifer Hsui has been employed by BFA or its affiliates as a senior portfolio manager since 2007. She is a Managing Director of BlackRock, Inc.

Matt Waldron has been employed by BFA or its affiliates as a portfolio manager since 2003. He is a Managing Director of BlackRock, Inc.

Peter Sietsema has been employed by BFA or its affiliates as a portfolio manager since 2007. He is a Director of BlackRock, Inc.

Steven White has been employed by BFA or its affiliates as a portfolio manager since 2013. He is a Director of BlackRock, Inc.

Each Fund's SAI provides additional information about the Portfolio Managers' compensation, other accounts managed by the Portfolio Managers and the Portfolio Managers' ownership (if any) of shares of the Funds.

### Administrator, Custodian and Transfer Agent

The administrator, custodian and transfer agent for each Fund is indicated in the table below.

Fund	The Bank of New York Mellon	Citibank, N.A.	JPMorgan Chase Bank, N.A.	State Street Bank and Trust Company
iShares Global 100 ETF*				✓
iShares Global Comm Services ETF*				✓
iShares Global Consumer Discretionary ETF*				✓
iShares Global Consumer Staples ETF*				✓
iShares Global Energy ETF*				✓

Fund	The Bank of New York Mellon	Citibank, N.A.	JPMorgan Chase Bank, N.A.	State Street Bank and Trust Company
iShares Global Financials ETF*				✓
iShares Global Healthcare ETF*				✓
iShares Global Industrials ETF*				✓
iShares Global Infrastructure ETF*				✓
iShares Global Materials ETF*				✓
iShares Global Tech ETF*				✓
iShares Global Timber & Forestry ETF*				✓
iShares Global Utilities ETF*				✓

\* JPMorgan Chase Bank, N.A. serves as custodian for the Fund in connection with certain securities lending activities.

## Conflicts of Interest

The investment activities of BFA and its affiliates (including BlackRock and its subsidiaries (collectively, the “Affiliates”)), and their respective directors, officers or employees, in managing their own accounts and other accounts, may present conflicts of interest that could disadvantage a Fund and its shareholders.

BFA and its Affiliates are involved worldwide with a broad spectrum of financial services and asset management activities and in the ordinary course of business may engage in activities in which their interests or the interests of other clients may conflict with those of a Fund. BFA and its Affiliates act, or may act, as an investor, research provider, investment manager, commodity pool operator, commodity trading advisor, financier, underwriter, adviser, trader, lender, index provider, agent and/or principal. BFA and its Affiliates may have other direct and indirect interests in securities, currencies, commodities, derivatives and other assets in which a Fund may directly or indirectly invest.

BFA and its Affiliates may engage in proprietary trading and advise accounts and other funds that have investment objectives similar to those of a Fund and/or that engage in and compete for transactions in the same or similar types of securities, currencies and other assets as are held by a Fund. This may include transactions in securities issued by other open-end and closed-end investment companies, including investment companies that are affiliated with the Fund and BFA, to the extent permitted under the Investment Company Act of 1940, as amended (the “1940 Act”). The trading activities of BFA and its Affiliates are carried out without reference to positions held directly or indirectly by a Fund. These activities may result in BFA or an Affiliate having positions in assets that are senior or junior to, or that have interests different from or adverse to, the assets held by a Fund.

A Fund may invest in securities issued by, or engage in other transactions with, entities with which an Affiliate has significant debt or equity investments or other interests. A Fund may also invest in issuances (such as debt offerings or structured notes) for which an Affiliate is compensated for providing advisory, cash management or other services. A Fund also may invest in securities of, or engage in other transactions with, entities for which an Affiliate provides or may provide research coverage or other analysis.

An Affiliate may have business relationships with, and receive compensation from, distributors, consultants or others who recommend a Fund or who engage in transactions with or for a Fund.

Neither BlackRock nor any Affiliate is under any obligation to share any investment opportunity, idea or strategy with a Fund. As a result, an Affiliate may compete with a Fund for appropriate investment opportunities. The results of a Fund’s investment activities, therefore, may differ from those of an Affiliate and of other accounts managed by an Affiliate. It is possible that a Fund could sustain losses during periods in which one or more Affiliates and other accounts achieve profits on their trading for proprietary or other accounts. The opposite result is also possible.

In addition, a Fund may enter into transactions in which BFA or an Affiliate or their directors, officers, employees or clients have an adverse interest. A Fund may be adversely impacted by the effects of transactions undertaken by BFA or an Affiliate or their directors, officers, employees or clients.

From time to time, BlackRock or its advisory clients (including other funds and accounts) may, subject to compliance with applicable law, purchase and hold shares of a Fund. The price, availability, liquidity, and (in some cases) expense ratio of a Fund may be impacted by purchases and sales of the Fund by BlackRock or its advisory clients.

A Fund’s activities may be limited because of regulatory restrictions applicable to BFA or an Affiliate or their policies designed to comply with such restrictions.

Under a securities lending program approved by the Board, the Funds have retained BTC, an Affiliate of BFA, to serve as their securities lending agent to the extent that they participate in the securities lending program. For these services, the securities lending agent will receive a fee from the participating Fund based on the returns earned on the Fund’s lending activities, including investment of the cash

received as collateral for the loaned securities. In addition, one or more Affiliates may be among the entities to which a Fund may lend its portfolio securities under the securities lending program.

Under an ETF Services Agreement, certain Funds have retained BlackRock Investments, LLC (the “Distributor” or “BRIL”), an Affiliate of BFA, to perform certain order processing, Authorized Participant communications, and related services in connection with the issuance and redemption of Creation Units (“ETF Services”). BRIL has engaged Citibank, N.A. (“Citibank”) as a subcontractor to provide certain ETF Services. BRIL retains a portion of the standard transaction fee received from Authorized Participants on each creation or redemption order from the Authorized Participant for the ETF Services provided. BlackRock collaborated with, and received payment from, Citibank on the design and development of the ETF Services platform. Citibank has, and from time to time may develop, additional relationships with BlackRock or funds managed by BFA and its Affiliates.

BlackRock and its Affiliates may benefit from a Fund using a BlackRock index by creating increasing acceptance in the marketplace for such indexes. BlackRock and its Affiliates are not obligated to license an index to a Fund, and no Fund is under an obligation to use a BlackRock index. The terms of a Fund’s index licensing agreement with BlackRock or its Affiliates may not be as favorable as the terms offered to other licensees.

The activities of BFA and its Affiliates and their respective directors, officers or employees may give rise to other conflicts of interest that could disadvantage a Fund and its shareholders. BFA has adopted policies and procedures designed to address these potential conflicts of interest. Please see the SAI for further information.

## Shareholder Information

*Additional shareholder information, including how to buy and sell shares of the Funds, is available free of charge by calling toll-free 1-800-iShares (1-800-474-2737) or visiting [www.iShares.com](http://www.iShares.com).*

### Buying and Selling Shares

Transactions in shares of the Funds occur in the primary market and the secondary market. Primary market transactions, known as “creations” and “redemptions,” occur only between the Funds and Authorized Participants (*i.e.*, financial institutions that are authorized to participate in such transactions), as described in the *Creations and Redemptions* section below.

Fund shares are listed on U.S. national securities exchanges, where they can be bought and sold throughout the trading day at market prices, like shares of other publicly traded companies. A Fund’s shares may also be available in other secondary markets, such as on non-U.S. exchanges and through funds or structured investment vehicles similar to depositary receipts. The Funds do not impose any minimum investment for Fund shares purchased on an exchange or otherwise in the secondary market.

Buying or selling Fund shares on an exchange or other secondary market generally involves two types of costs that are common in securities transactions. First, when buying or selling Fund shares through a broker, you may incur a brokerage commission and other charges. The commission is frequently a fixed amount; it may be a significant proportional cost if you are seeking to buy or sell small amounts of shares. Second, you may incur the cost of the “spread,” which is any difference between the bid price and the ask price for the shares. The spread varies over time based on a Fund’s trading volume and market liquidity. Generally, the spread is smaller if a Fund has high trading volume and market liquidity, and larger if a Fund has lower trading volume and market liquidity. The latter is often the case for newly launched or smaller funds. A Fund’s spread may also be impacted by the liquidity (or lack thereof) of the underlying securities or other assets held by the Fund, particularly for newly launched or smaller funds, or by instances of significant volatility of the underlying assets.

The U.S. national securities exchanges that list Fund shares are open for trading Monday through Friday and are closed on weekends and the following holidays (or the days on which they are observed): New Year’s Day, Martin Luther King Jr. Day, Presidents’ Day, Good Friday, Memorial Day, Juneteenth, Independence Day, Labor Day, Thanksgiving Day and Christmas Day.

### Investments in Investment Companies

Section 12(d)(1) of the 1940 Act generally restricts investments by investment companies, including foreign and unregistered investment companies, in the securities of other investment companies. For example, a registered investment company (the “Acquired Fund”), such as the Funds, may not knowingly sell or otherwise dispose of any security issued by the Acquired Fund to any investment company (the “Acquiring Fund”) or any company or companies controlled by the Acquiring Fund if, immediately after such sale or disposition: (i) more than 3% of the total outstanding voting stock of the Acquired Fund is owned by the Acquiring Fund and any company or companies controlled by the Acquiring Fund, or (ii) more than 10% of the total outstanding voting stock of the Acquired Fund is owned by the Acquiring Fund and other investment companies and companies controlled by them.

Notwithstanding the foregoing, registered investment companies are permitted to invest in a Fund beyond the limits set forth in Section 12(d)(1), subject to certain terms and conditions set forth in Rule 12d1-4 under the 1940 Act. To make such an investment in an Acquired Fund, a registered investment company must, among other things, enter into an agreement with the Trust. If an Acquired Fund invests significantly in other registered investment companies in reliance on Rule 12d1-4, an Acquiring Fund will not be permitted to rely on Rule 12d1-4 and invest in the Fund beyond the Section 12(d)(1) limits. Any investment company interested in purchasing shares of a Fund beyond the limits set forth in Section 12(d)(1) should contact BFA.

Foreign investment companies are permitted to invest in a Fund only up to the limits set forth in Section 12(d)(1), subject to any applicable SEC no-action relief.

### **Book Entry**

Shares of the Funds are held in book-entry form, which means that no stock certificates are issued. The Depository Trust Company (“DTC”), which serves as the securities depository for shares of the Funds, or its nominee is the record owner of, and holds legal title to, all outstanding shares of the Funds.

Investors owning Fund shares are beneficial owners as shown on the records of DTC or its participants. DTC participants include securities brokers and dealers, banks, trust companies, clearing corporations and other institutions that directly or indirectly maintain a custodial relationship with DTC. As a beneficial owner of Fund shares, you are not entitled to receive physical delivery of stock certificates or to have shares registered in your name, and you are not considered a registered owner of shares. Therefore, to exercise any right as an owner of Fund shares, you must rely upon the procedures of DTC and its participants. These procedures are the same as those that apply to any other securities held in book-entry or “street name” form.

### **Share Prices**

The trading prices of a Fund’s shares in the secondary market generally differ from the Fund’s daily NAV and are affected by various factors, such as the supply of and demand for ETF shares and the securities or other assets held by a Fund as well as other market and economic conditions.

### **Determination of Net Asset Value**

The NAV of a Fund normally is determined once daily Monday through Friday, on each day that the New York Stock Exchange (“NYSE”) is open for trading. The NAV generally is determined as of the close of the NYSE’s regular trading hours, normally 4:00 p.m. Eastern time, based on prices at the time of closing.

Any Fund assets or liabilities that are denominated in currencies other than the U.S. dollar are translated into U.S. dollars at the prevailing market rates on the date of valuation as quoted by one or more data service providers.

The NAV of a Fund is calculated by dividing the value of the Fund’s net assets (*i.e.*, the value of its total assets, including the value of any underlying fund shares in which the Fund invests, less total liabilities) by the total number of outstanding shares of the Fund, generally rounded to the nearest cent. The value of a Fund’s assets and liabilities is determined pursuant to BFA’s valuation policies and procedures. BFA has been designated by the Board as the valuation designee for each Fund pursuant to Rule 2a-5 under the Investment Company Act.

Equity securities and other equity instruments for which market quotations are readily available are valued at market value, which is generally determined using the last reported official closing price or, if a reported closing price is not available, the last traded price on the exchange or market on which the security or instrument is primarily traded at the time of valuation. Shares of underlying open-end funds (including money market funds) that are not traded on an exchange are valued at net asset value. Shares of underlying ETFs and closed-end funds that trade on exchanges are valued at their most recent market closing price.

Fixed-income securities are valued using last available bid prices or current market quotations provided by dealers or prices (including evaluated prices) supplied by the Funds’ approved independent third-party pricing services, each in accordance with BFA’s valuation policies and procedures. Pricing services may use matrix pricing or valuation models that utilize certain inputs and assumptions to derive values. Pricing services generally value fixed-income securities assuming orderly transactions of an institutional round lot size, but a Fund may hold or transact in such securities in smaller odd lot sizes. Odd lots of securities in certain asset classes may trade at lower prices than institutional round lots, and the value ultimately realized when the securities are sold could differ from the prices used by a Fund. The amortized cost method of valuation may be used with respect to debt obligations with 60 days or less remaining to maturity unless BFA determines in good faith that such method does not represent fair value.

Generally, trading in certain instruments (*e.g.*, non-U.S. securities, money market instruments, etc.) is substantially completed each day at various times prior to the close of the NYSE’s regular trading hours. The values of such instruments used in computing a Fund’s NAV are determined as of such times.

For certain foreign assets, a third-party vendor supplies evaluated, systematic fair value pricing based upon the movement of a proprietary multi-factor model after the relevant foreign markets have closed. This systematic fair value pricing methodology is designed to correlate the prices of foreign assets in one or more non-U.S. markets following the close of the local markets to the prices that might have prevailed as of a Fund’s pricing time.

Customized exchange-traded equity options may be valued using a mathematical model that may incorporate a number of market data factors.

When market quotations are not readily available or are believed by BFA to be unreliable, BFA will fair value a Fund’s investments in accordance with its policies and procedures. Fair value represents a good faith approximation of the value of an asset or liability. It is the amount that the Fund might reasonably expect to receive from the current sale of an asset or the cost to extinguish a liability in an arm’s-length transaction.

BFA may conclude that a market quotation is not readily available or is unreliable if:

- An asset or liability does not have a price source due to its lack of trading or other reasons;
- A market quotation differs significantly from recent price quotations or otherwise no longer appears to reflect fair value;
- An asset or liability is thinly traded;
- There is a significant event subsequent to the most recent market quotation; or
- The trading market on which an instrument is listed is suspended or closed and no appropriate alternative trading market is available.

A “significant event” is deemed to occur if BFA determines, in its reasonable business judgment prior to or at the time of pricing a Fund’s assets or liabilities, that the event is likely to cause a material change to the last exchange closing price or closing market price of one or more of the Fund’s assets or liabilities.

Valuing a Fund’s investments using fair value pricing may result in prices that differ from current market valuations and that may not be the prices at which those investments could have been sold during the period for which the particular fair values were used. For an index Fund, the use of both fair value prices and current market valuations in a particular NAV calculation could result in a difference between the prices used to calculate a Fund’s NAV and the prices used by the Fund’s underlying index. This could, in turn, result in a difference between the Fund’s performance and the performance of its underlying index.

## **Dividends and Distributions**

*General Policies.* A Fund generally declares and pays dividends from net investment income, if any, at least once a year. Distributions of net realized securities gains, if any, generally are declared and paid once a year, but the Trust may make distributions on a more frequent basis for a Fund. The Trust reserves the right to declare special distributions if, in its reasonable discretion, such action is necessary or advisable to preserve its status as a regulated investment company (“RIC”) or to avoid the imposition of income or excise taxes on undistributed income or realized gains.

Dividends and other distributions on Fund shares are distributed on a pro rata basis to beneficial owners of the shares. Dividend payments and other distributions are made through DTC participants and indirect participants to beneficial owners then of record with proceeds received from the Funds.

*Dividend Reinvestment Service.* No dividend reinvestment service is provided by the Trust. Broker-dealers may make the DTC book-entry Dividend Reinvestment Program available to beneficial owners of Fund shares for the reinvestment of distributions. Beneficial owners should contact their broker to determine the availability and costs of the service and the details of participation. Brokers may require beneficial owners to adhere to specific procedures and timetables. If the program is used, dividend distributions of both income and realized gains will be automatically reinvested in additional whole Fund shares purchased in the secondary market.

**Note on Tax Information.** *The following sections summarize some of the consequences under current U.S. federal tax law of an investment in a Fund. This information is not a substitute for personal tax advice. You may also be subject to state and local taxation on Fund distributions and sales of Fund shares. Distributions that are attributable to interest from U.S. federal government obligations may be exempt from certain state and local tax. Consult your personal tax advisor about the potential tax consequences of an investment in Fund shares under all applicable tax laws.*

## **Taxes**

As with any investment, you should consider how your investment in shares of a Fund will be taxed, including possible tax consequences when a Fund makes distributions or when you sell Fund shares. The tax information in this Prospectus is provided as general information, based on current law. You should consult your own tax professional about the tax consequences of an investment in shares of a Fund. There is no guarantee that shares of a Fund will receive certain regulatory or accounting treatment.

### **Taxes on Fund Distributions**

Shareholders in a Fund will receive information after the end of each calendar year setting forth the amount of dividends and long-term capital gains distributed to them by the Fund during the prior year, if any. Likewise, the amount of tax-exempt income, if any, that a Fund distributes will be reported. Such income must be reported on the shareholder’s U.S. federal income tax return.

In general, distributions are subject to U.S. federal income tax for the year when they are paid. Certain distributions paid in January, however, may be treated as paid on December 31 of the prior year.

*Capital Gains.* Distributions from a Fund’s net investment income (other than qualified dividend income or from net tax-exempt income, if any), including distributions of income from securities lending and distributions out of a Fund’s net short-term capital gains, if any, are taxable to you as ordinary income. Distributions by a Fund of net long-term capital gains, if any, in excess of net short-term capital losses (capital gain dividends) are taxable to you as long-term capital gains, regardless of how long you have held the Fund’s shares. Long-term capital gains and qualified dividend income are generally eligible for taxation at preferential rates for non-corporate shareholders. However, different preferential rates may apply depending on the type of capital gains, such as Fund distributions of certain amounts received from real estate investment trusts (“REITs”), if any.

*Return of Capital.* If a Fund's distributions exceed current and accumulated earnings and profits, all or a portion of the distributions made in the taxable year may be recharacterized as a return of capital to shareholders. A return of capital distribution generally will not be taxable but will reduce the shareholder's cost basis and result in a higher capital gain or lower capital loss when those shares on which the distribution was received are sold. Once a shareholder's cost basis is reduced to zero, further distributions will be treated as capital gains, if the shareholder holds shares of the Fund as capital assets. Distributions in excess of a Fund's minimum distribution requirements, but not in excess of the Fund's earnings and profits, will be taxable to shareholders and will not constitute nontaxable returns of capital.

*Qualified Dividend Income.* Distributions by a Fund that qualify as qualified dividend income, if any, are taxable to you at long-term capital gain rates. Dividends will be qualified dividend income to you if they are attributable to qualified dividend income received by a Fund. Generally, qualified dividend income includes dividend income from stock issued by taxable U.S. corporations and qualified non-U.S. corporations, provided that the Fund satisfies certain holding period requirements and has not hedged its position in the stock in certain ways. For this purpose, a qualified non-U.S. corporation means any non-U.S. corporation that is eligible for benefits under a comprehensive income tax treaty with the U.S., which includes an exchange of information program, or if the stock with respect to which the dividend was paid is readily tradable on an established U.S. securities market. The term excludes a corporation that is a passive foreign investment company.

Dividends received by a Fund from a RIC, if any, generally are qualified dividend income only to the extent that such dividend distributions are made out of qualified dividend income received by such RIC. Additionally, it is expected that dividends received by a Fund from a REIT, if any, and distributed to a shareholder generally will be taxable to the shareholder as ordinary income. However, a Fund may report dividends eligible for a 20% "qualified business income" deduction for non-corporate U.S. shareholders to the extent that the Fund's income is derived from ordinary REIT dividends, reduced by allocable Fund expenses.

For a dividend to be treated as qualified dividend income, the dividend must be received with respect to a share of stock held without being hedged by the relevant Fund, and with respect to a share of the Fund held without being hedged by you, for 61 days during the 121-day period beginning at the date that is 60 days before the date on which such share becomes ex-dividend with respect to such dividend or, in the case of certain preferred stock, 91 days during the 181-day period beginning 90 days before such date.

Fund distributions, to the extent attributable to dividends from U.S. corporations, will be eligible for the dividends received deduction for Fund shareholders that are corporations, subject to certain hedging and holding requirements.

Substitute dividends received by a Fund with respect to dividends paid on securities lent out, if any, will not be qualified dividend income.

*Medicare Tax.* A 3.8% U.S. federal Medicare contribution tax is imposed on "net investment income," including, but not limited to, interest, dividends, and net gain, of U.S. individuals with income exceeding \$200,000 (or \$250,000 if married and filing jointly) and of estates and trusts.

*Alternative Minimum Tax.* The AMT is a separate U.S. federal tax system that operates in parallel to the regular federal income tax system but eliminates many deductions and exclusions. The AMT has different tax rates and treats as taxable certain types of income that are nontaxable for regular income tax purposes, such as the interest on certain "private activity" municipal bonds. If a taxpayer's overall AMT liability is higher than regular income tax liability, then the taxpayer owes the regular income tax liability plus the difference between the AMT liability and the regular income tax liability.

### **Original Issue Discount and Inflation-Related Adjustments**

Accruals of "original issue discount" on bonds that a Fund acquires at a discount and adjustments for inflation to the principal amount of an inflation-protected U.S. Treasury bond held by a Fund may be included for tax purposes in the Fund's gross income, even though no cash attributable to such gross income has at that point been received by the Fund. In such event, the Fund may be required to make annual distributions to shareholders that exceed the cash it has otherwise received. In order to pay such distributions, the Fund may be required to raise cash by selling portfolio investments. The sale of such investments could result in capital gains to the Fund and additional capital gains distributions to Fund shareholders. In addition, any deflation-related adjustments during the taxable year to an inflation-indexed bond held by a Fund may cause amounts distributed in the taxable year as income to be characterized as a return of capital.

### **Market Discount Bonds**

Any market discount recognized on a bond, including a tax-exempt interest bond, is taxable as ordinary income. A market discount bond is a bond acquired in the secondary market at a price below redemption value or adjusted issue price if issued with original issue discount. To the extent that a Fund does not include the market discount in income as it accrues, gains on the Fund's disposition of such an obligation will be treated as ordinary income rather than capital gains to the extent of the accrued market discount.

### **Derivatives and Other Complex Instruments**

A Fund may invest in derivatives and other complex instruments, and such investments may be subject to special and complicated rules. These rules could affect whether gains and losses recognized by a Fund are treated as ordinary income or capital gains, accelerate the recognition of income to a Fund or defer a Fund's ability to recognize losses. In addition, these rules may affect the amount, timing or character of income distributed to you by a Fund. You should consult your personal tax advisor regarding the application of these rules.

## **Non-U.S. Income Taxes**

Dividends, interest and capital gains (if any) earned by a Fund with respect to securities issued by non-U.S. issuers may give rise to withholding, capital gains and other taxes imposed by non-U.S. countries. Tax conventions between certain countries and the U.S. may reduce or eliminate such taxes. If, at the close of a year, more than 50% of a Fund's total assets consist of non-U.S. stocks or securities (generally, for this purpose, depositary receipts, no matter where traded, of non-U.S. companies are treated as "non-U.S."), generally the Fund may "pass through" to you certain non-U.S. income taxes, including withholding taxes, paid by the Fund. This means that you would be considered to have received as an additional dividend your share of such non-U.S. taxes, but you may be entitled to either a corresponding tax deduction in calculating your taxable income or, subject to certain limitations, a credit in calculating your U.S. federal income tax. No deduction for such taxes will be permitted to individuals in computing their alternative minimum tax liability. If a Fund does not pass through non-U.S. taxes, the Fund will be entitled to claim a deduction for certain foreign taxes that it incurs.

Under certain circumstances, if a Fund receives a refund of foreign taxes paid with respect to a prior year, the value of Fund shares could be affected or any foreign tax credits or deductions passed through to shareholders with respect to the Fund's foreign taxes for the current year could be reduced.

If, at the close of the year, more than 50% of a Fund's total assets consist of stocks or securities issued by non-U.S. issuers, including depositary receipts (no matter where traded) of non-U.S. companies, or, at the close of each quarter, more than 50% of a Fund's total assets consist of shares of an Underlying Fund, the Fund may "pass-through" to you certain non-U.S. income taxes (including withholding taxes) paid by the Fund or, if its assets meet these requirements, the Underlying Fund.

For purposes of foreign tax credits for U.S. shareholders of a Fund, foreign capital gains taxes may not produce associated foreign source income, limiting the availability of such credits for U.S. persons.

## **Non-U.S. Shareholders**

If you are neither a resident nor a citizen of the U.S. or if you are a non-U.S. entity (other than a pass-through entity to the extent owned by U.S. persons), a Fund's ordinary income dividends, if any, generally will be subject to a 30% U.S. federal withholding tax, unless a lower treaty rate applies. However, withholding tax generally will not apply to any gain or income realized by a non-U.S. shareholder upon the sale or other disposition of Fund shares or with respect to certain distributions paid to a non-U.S. shareholder and reported by the Fund as capital gain dividends, interest-related dividends or short-term capital gain dividends.

Separately, a 30% withholding tax may be imposed on Fund distributions (if any) paid to certain foreign entities, unless such entities comply, or are deemed compliant, with extensive reporting and withholding requirements designed to inform the U.S. Department of the Treasury of U.S.-owned foreign investment accounts.

## **Backup Withholding**

If you are a resident or a citizen of the U.S. and you have not provided a taxpayer identification number or social security number and made other required certifications, by law, backup withholding at a 24% rate will apply to Fund distributions and proceeds (if any).

## **Securities Lending**

If your shares of a Fund are loaned out pursuant to a securities lending arrangement, you may lose the ability to treat Fund dividends that are paid while the shares are held by the borrower as qualified dividend income, and you may lose the ability to use non-U.S. tax credits passed through by the Fund.

## **Fund of Funds**

If a Fund invests in an Underlying Fund, short-term capital gains earned by the Underlying Fund, if any, will be ordinary income when distributed to the Fund and will not be offset by the Fund's capital losses. To the extent such Fund is expected to invest in an Underlying Fund, the Fund's realized losses on sales of shares of the Underlying Fund may be indefinitely or permanently deferred as "wash sales." Capital loss carryforwards of the Underlying Fund, if any, will not offset net capital gains of the Fund.

## **Taxes on the Sale of Exchange-Listed Fund Shares**

Any capital gain or loss realized upon a sale of Fund shares is generally treated as a long-term capital gain or loss if the shares have been held for more than one year. Any capital gain or loss realized upon a sale of Fund shares that have been held for one year or less is generally treated as a short-term capital gain or loss. However, any capital loss on a sale of Fund shares held for six months or less is treated as a long-term capital loss to the extent that capital gain dividends were paid with respect to such shares. Any such capital gains, including from sales of Fund shares or from capital gain dividends, are included in "net investment income" for purposes of the 3.8% U.S. federal Medicare contribution tax mentioned above.

## **Creations and Redemptions**

Prior to being traded in the secondary market, Fund shares are "created" at NAV by Authorized Participants (*i.e.*, market makers, large investors and other financial institutions) in block-size Creation Units or multiples thereof. Fund shares are created or redeemed only in Creation Units, and only Authorized Participants may create or redeem Creation Units with the Funds.

Each Authorized Participant is a member or participant of a clearing agency registered with the SEC and has entered into a written agreement with the Funds' Distributor, an affiliate of BFA. The agreement allows the Authorized Participant to place orders for the purchase and redemption of Creation Units. Authorized Participants may create or redeem Creation Units for their own accounts or for customers, including, without limitation, affiliates of the Funds. Creation transactions are subject to acceptance by the Distributor and the relevant Fund.

Generally, there are three transaction methods for creating and redeeming Fund shares: in-kind securities ("in-kind"), partial cash and all cash.

*In-Kind.* In a creation transaction, an Authorized Participant deposits into a Fund a "creation basket," which is a portfolio of securities or other assets designated by the Fund, as well as a cash amount. The Authorized Participant receives a specified number of Creation Units in return. In a redemption transaction, an Authorized Participant deposits Creation Units with a Fund and receives from the Fund a "redemption basket," which is a portfolio of securities or other assets designated by the Fund, as well as a cash amount.

*Partial Cash.* In a creation transaction, an Authorized Participant deposits into a Fund a creation basket and a cash amount, including cash that replaces a security or other asset in the creation basket, in exchange for Creation Units. In a redemption transaction, an Authorized Participant deposits Creation Units with a Fund and receives from the Fund a redemption basket and a cash amount, including cash that replaces a security or other asset in the redemption basket.

*All Cash.* In a creation transaction, an Authorized Participant deposits into a Fund an amount of cash specified by the Fund in exchange for Creation Units. In a redemption transaction, an Authorized Participant deposits Creation Units with a Fund and receives from the Fund a specified amount of cash.

The creation and redemption baskets for a Fund may differ in composition, and certain iShares ETFs accept "custom baskets." More information about custom baskets is provided in the Funds' SAI.

Each Fund generally engages in creation and redemption transactions according to the method indicated in the table below. In certain circumstances, however, a Fund may use another transaction method (e.g., an in-kind Fund may transact partially or fully in cash).

Fund	In-Kind	Partial	All Cash
iShares Global 100 ETF		✓	
iShares Global Comm Services ETF		✓	
iShares Global Consumer Discretionary ETF		✓	
iShares Global Consumer Staples ETF		✓	
iShares Global Energy ETF		✓	
iShares Global Financials ETF		✓	
iShares Global Healthcare ETF		✓	
iShares Global Industrials ETF		✓	
iShares Global Infrastructure ETF		✓	
iShares Global Materials ETF		✓	
iShares Global Tech ETF		✓	
iShares Global Timber & Forestry ETF		✓	
iShares Global Utilities ETF		✓	

The prices at which creations and redemptions occur are based on the next calculation of a Fund's NAV after a creation or redemption order is tendered in an acceptable form under the Authorized Participant agreement. In the event of a system failure or other interruption, including disruptions at market makers or Authorized Participants, creation and redemption orders may not be executed according to a Fund's instructions or may not be executed at all.

Additional information about the creation and redemption of Creation Units (including the cut-off times for the receipt of creation and redemption orders) is included in the Funds' SAI.

The Funds do not impose restrictions on the frequency of purchases and redemptions of Fund shares directly with a Fund. The Board determined not to adopt policies and procedures designed to prevent or monitor for frequent purchases and redemptions of Fund shares because each Fund generally sells and redeems its shares directly through transactions that are in-kind and/or for cash, with a deadline for placing cash-related transactions no later than the close of the primary markets for the Fund's portfolio securities. However, the Funds have taken certain measures (e.g., imposing transaction fees on purchases and redemptions of Creation Units and reserving the right to reject purchases of Creation Units under certain circumstances) to minimize the potential consequences of frequent cash purchases and redemptions by Authorized Participants, such as increased tracking error, disruption of portfolio management, dilution to the Funds, and/or increased transaction costs. Further, the vast majority of trading in Fund shares occurs on the secondary market, which does not involve the Funds directly, and such trading is unlikely to cause many of the harmful effects of frequent cash purchases or redemptions of Fund shares.

To the extent a Fund engages in in-kind transactions, the Fund intends to comply with the U.S. federal securities laws in accepting securities for deposit and satisfying redemptions with redemption securities by, among other means, assuring that any securities accepted for deposit and any securities used to satisfy redemption requests will be sold in transactions that would be exempt from registration under the 1933 Act. Further, an Authorized Participant that is not a “qualified institutional buyer,” as such term is defined in Rule 144A under the 1933 Act, will not be able to receive restricted securities eligible for resale under Rule 144A.

Because Fund shares may be created and issued on an ongoing basis, at any point during the life of a Fund a “distribution,” as such term is used in the 1933 Act, may be occurring. Broker-dealers and other persons are cautioned that some activities on their part may, depending on the circumstances, result in their being deemed participants in a distribution in a manner that could render them statutory underwriters subject to the prospectus delivery and liability provisions of the 1933 Act. Any determination of whether one is an underwriter must take into account all the relevant facts and circumstances of each particular case.

Broker-dealers should also note that dealers who are not “underwriters” but are participating in a distribution (as contrasted to ordinary secondary transactions), and thus dealing with shares that are part of an “unsold allotment” within the meaning of Section 4(a)(3)(C) of the 1933 Act, would be unable to take advantage of the prospectus delivery exemption provided by Section 4(a)(3) of the 1933 Act. For delivery of prospectuses to exchange members, the prospectus delivery mechanism of Rule 153 under the 1933 Act is available only with respect to transactions on a national securities exchange.

### Householding

Householding is an option available to certain Fund investors. Householding is a method of delivery, based on the preference of the individual investor, in which a single copy of certain shareholder documents can be delivered to investors who share the same address, even if their accounts are registered under different names. Please contact your broker-dealer if you are interested in enrolling in householding and receiving a single copy of prospectuses and other shareholder documents, or if you are currently enrolled in householding and wish to change your householding status.

## Distribution

The Distributor or its agent distributes Creation Units for the Funds on an agency basis. The Distributor does not maintain a secondary market in shares of the Funds. The Distributor has no role in determining the policies of the Funds or the securities or other assets (as applicable) that are purchased or sold by the Funds. The Distributor’s principal address is 50 Hudson Yards, New York, NY 10001.

BFA or its affiliates make payments to broker-dealers, registered investment advisers, banks or other intermediaries (together, “intermediaries”) related to marketing activities and presentations, educational training programs, conferences, the development of technology platforms and reporting systems, data provision services, or their making shares of the Funds available to their customers generally and in certain investment programs. Such payments, which may be significant to the intermediary, are not made by the Funds. Rather, such payments are made by BFA or its affiliates from their own resources, which come directly or indirectly in part from fees paid by the Funds. Payments of this type are sometimes referred to as revenue-sharing payments. A financial intermediary may make decisions about which investment options it recommends or makes available, or the level of services provided, to its customers based on the payments or other financial incentives the intermediary is eligible to receive. Therefore, such payments or other financial incentives that are offered or made to an intermediary create conflicts of interest between the intermediary and its customers and may cause the intermediary to recommend the Funds over another investment. More information regarding these payments is contained in the applicable SAI. **Please contact your salesperson or other investment professional for more information regarding any such payments that their firm may receive from BFA or its affiliates.**

## Financial Highlights

The financial highlights table for each Fund is intended to help you understand the Fund’s financial performance for the past five fiscal years or, if shorter, the period since the Fund’s inception. Certain information reflects financial results for a single Fund share. The total return information represents the rate that an investor would have earned (or lost) on an investment in the Fund, assuming reinvestment of all dividends and distributions. This information has been audited by PricewaterhouseCoopers LLP, whose report, along with each Fund’s financial statements, is included in each Fund’s Form N-CSR (available upon request).

**For a share outstanding throughout each period:**

	iShares Global 100 ETF				
	Year Ended 03/31/25	Year Ended 03/31/24	Year Ended 03/31/23	Year Ended 03/31/22	Year Ended 03/31/21
<b>Net asset value, beginning of year</b>	\$ 89.36	\$ 70.05	\$ 75.96	\$ 65.92	\$ 44.71
Net investment income <sup>(a)</sup>	1.11 <sup>(b)</sup>	1.14 <sup>(b)</sup>	1.30 <sup>(b)</sup>	1.16	0.99
Net realized and unrealized gain (loss) <sup>(c)</sup>	6.90	19.37	(5.93)	10.08	21.16
Net increase (decrease) from investment operations	8.01	20.51	(4.63)	11.24	22.15
Distributions from net investment income <sup>(d)</sup>	(1.09)	(1.20)	(1.28)	(1.20)	(0.94)
<b>Net asset value, end of year</b>	\$ 96.28	\$ 89.36	\$ 70.05	\$ 75.96	\$ 65.92
<b>Total Return<sup>(e)</sup></b>					
Based on net asset value	8.96% <sup>(b)</sup>	29.61% <sup>(b)</sup>	(6.02)% <sup>(b)</sup>	17.11%	49.88%
<b>Ratios to Average Net Assets<sup>(f)</sup></b>					
Total expenses	0.40%	0.40%	0.41%	0.40%	0.40%
Total expenses excluding professional fees for foreign withholding tax claims	0.40%	0.40%	0.40%	0.40%	N/A
Net investment income	1.14% <sup>(b)</sup>	1.47% <sup>(b)</sup>	1.95% <sup>(b)</sup>	1.58%	1.71%
<b>Supplemental Data</b>					
Net assets, end of year (000)	\$6,070,530	\$5,209,827	\$3,604,153	\$3,843,610	\$2,973,065
Portfolio turnover rate <sup>(g)</sup>	6%	16%	2%	2%	3%

<sup>(a)</sup> Based on average shares outstanding.

<sup>(b)</sup> Reflects the positive effect of foreign withholding tax claims, net of the associated professional fees, which resulted in the following increases for the years ended March 31, 2025, March 31, 2024 and March 31, 2023, respectively:

- Net investment income per share by \$0.01, \$0.03 and \$0.06.
- Total return by 0.01%, 0.04% and 0.08%.
- Ratio of net investment income to average net assets by 0.01%, 0.04% and 0.09%.

<sup>(c)</sup> The amounts reported for a share outstanding may not accord with the change in aggregate gains and losses in securities for the fiscal period due to the timing of capital share transactions in relation to the fluctuating market values of the Fund's underlying securities.

<sup>(d)</sup> Distributions for annual periods determined in accordance with U.S. federal income tax regulations.

<sup>(e)</sup> Where applicable, assumes the reinvestment of distributions.

<sup>(f)</sup> Excludes fees and expenses incurred indirectly as a result of investments in underlying funds.

<sup>(g)</sup> Portfolio turnover rate excludes in-kind transactions, if any.

**For a share outstanding throughout each period:**

	iShares Global Comm Services ETF				
	Year Ended 03/31/25	Year Ended 03/31/24	Year Ended 03/31/23	Year Ended 03/31/22	Year Ended 03/31/21
<b>Net asset value, beginning of year</b>	\$ 84.21	\$ 64.14	\$ 73.93	\$ 80.09	\$ 51.81
Net investment income <sup>(a)</sup>	1.12 <sup>(b)</sup>	0.83 <sup>(b)</sup>	0.71 <sup>(b)</sup>	0.74 <sup>(b)</sup>	0.66
Net realized and unrealized gain (loss) <sup>(c)</sup>	12.97	20.17	(9.72)	(5.42)	28.33
Net increase (decrease) from investment operations	14.09	21.00	(9.01)	(4.68)	28.99
Distributions from net investment income <sup>(d)</sup>	(1.30)	(0.93)	(0.78)	(1.48)	(0.71)
<b>Net asset value, end of year</b>	\$ 97.00	\$ 84.21	\$ 64.14	\$ 73.93	\$ 80.09
<b>Total Return<sup>(e)</sup></b>					
Based on net asset value	16.76% <sup>(b)</sup>	33.04% <sup>(b)</sup>	(12.16)% <sup>(b)</sup>	(6.03)% <sup>(b)</sup>	56.20%
<b>Ratios to Average Net Assets<sup>(f)</sup></b>					
Total expenses	0.40%	0.41%	0.42%	0.43%	0.43%
Total expenses excluding professional fees for foreign withholding tax claims	0.40%	0.41%	0.41%	0.41%	N/A
Net investment income	1.20% <sup>(b)</sup>	1.17% <sup>(b)</sup>	1.18% <sup>(b)</sup>	0.89% <sup>(b)</sup>	0.96%
<b>Supplemental Data</b>					
Net assets, end of year (000)	\$344,336	\$273,678	\$256,540	\$240,270	\$320,380
Portfolio turnover rate <sup>(g)</sup>	21%	19%	14%	18%	13%

<sup>(a)</sup> Based on average shares outstanding.

<sup>(b)</sup> Reflects the positive effect of foreign withholding tax claims, net of the associated professional fees, which resulted in the following increases for the years ended March 31, 2025, March 31, 2024, March 31, 2023 and March 31, 2022 respectively:

- Net investment income per share by \$0.01, \$0.01, \$0.03 and \$0.10.
- Total return by 0.02%, 0.02%, 0.05% and 0.15%.
- Ratio of net investment income to average net assets by 0.02%, 0.01%, 0.06% and 0.12%.

<sup>(c)</sup> The amounts reported for a share outstanding may not accord with the change in aggregate gains and losses in securities for the fiscal period due to the timing of capital share transactions in relation to the fluctuating market values of the Fund's underlying securities.

<sup>(d)</sup> Distributions for annual periods determined in accordance with U.S. federal income tax regulations.

<sup>(e)</sup> Where applicable, assumes the reinvestment of distributions.

<sup>(f)</sup> Excludes fees and expenses incurred indirectly as a result of investments in underlying funds.

<sup>(g)</sup> Portfolio turnover rate excludes in-kind transactions, if any.

**For a share outstanding throughout each period:**

	<b>iShares Global Consumer Discretionary ETF</b>				
	<b>Year Ended 03/31/25</b>	<b>Year Ended 03/31/24</b>	<b>Year Ended 03/31/23</b>	<b>Year Ended 03/31/22</b>	<b>Year Ended 03/31/21</b>
<b>Net asset value, beginning of year</b>	\$ 167.86	\$ 145.20	\$ 156.03	\$ 162.55	\$ 95.12
Net investment income <sup>(a)</sup>	2.19 <sup>(b)</sup>	1.63 <sup>(b)</sup>	1.58 <sup>(b)</sup>	1.02 <sup>(b)</sup>	1.06
Net realized and unrealized gain (loss) <sup>(c)</sup>	9.76	22.62	(11.15)	(5.95)	67.38
Net increase (decrease) from investment operations	11.95	24.25	(9.57)	(4.93)	68.44
Distributions from net investment income <sup>(d)</sup>	(1.97)	(1.59)	(1.26)	(1.59)	(1.01)
<b>Net asset value, end of year</b>	<b>\$ 177.84</b>	<b>\$ 167.86</b>	<b>\$ 145.20</b>	<b>\$ 156.03</b>	<b>\$ 162.55</b>
<b>Total Return<sup>(e)</sup></b>					
Based on net asset value	7.19% <sup>(b)</sup>	16.82% <sup>(b)</sup>	(6.12)% <sup>(b)</sup>	(3.13)% <sup>(b)</sup>	72.21%
<b>Ratios to Average Net Assets<sup>(f)</sup></b>					
Total expenses	0.40%	0.41%	0.41%	0.40%	0.43%
Total expenses excluding professional fees for foreign withholding tax claims	0.39%	N/A	N/A	N/A	N/A
Net investment income	1.27% <sup>(b)</sup>	1.07% <sup>(b)</sup>	1.17% <sup>(b)</sup>	0.60% <sup>(b)</sup>	0.75%
<b>Supplemental Data</b>					
Net assets, end of year (000)	\$257,861	\$268,570	\$304,917	\$358,865	\$430,745
Portfolio turnover rate <sup>(g)</sup>	19%	13%	17%	12%	34%

<sup>(a)</sup> Based on average shares outstanding.

<sup>(b)</sup> Reflects the positive effect of foreign withholding tax claims, net of the associated professional fees, which resulted in the following increases for the years ended March 31, 2025, March 31, 2024, March 31, 2023 and March 31, 2022 respectively:

- Net investment income per share by \$0.11, \$0.02, \$0.01 and \$0.03.
- Total return by 0.07%, 0.02%, 0.00% and 0.02%.
- Ratio of net investment income to average net assets by 0.06%, 0.01%, 0.01% and 0.02%.

<sup>(c)</sup> The amounts reported for a share outstanding may not accord with the change in aggregate gains and losses in securities for the fiscal period due to the timing of capital share transactions in relation to the fluctuating market values of the Fund's underlying securities.

<sup>(d)</sup> Distributions for annual periods determined in accordance with U.S. federal income tax regulations.

<sup>(e)</sup> Where applicable, assumes the reinvestment of distributions.

<sup>(f)</sup> Excludes fees and expenses incurred indirectly as a result of investments in underlying funds.

<sup>(g)</sup> Portfolio turnover rate excludes in-kind transactions, if any.

**For a share outstanding throughout each period:**

	<b>iShares Global Consumer Staples ETF</b>				
	<b>Year Ended 03/31/25</b>	<b>Year Ended 03/31/24</b>	<b>Year Ended 03/31/23</b>	<b>Year Ended 03/31/22</b>	<b>Year Ended 03/31/21</b>
<b>Net asset value, beginning of year</b>	\$ 61.03	\$ 61.84	\$ 62.11	\$ 58.11	\$ 47.96
Net investment income <sup>(a)</sup>	1.48 <sup>(b)</sup>	1.51	1.29 <sup>(b)</sup>	1.37	1.34
Net realized and unrealized gain (loss) <sup>(c)</sup>	2.98	(0.55)	(0.38)	4.09	10.17
Net increase from investment operations	4.46	0.96	0.91	5.46	11.51
Distributions from net investment income <sup>(d)</sup>	(1.51)	(1.77)	(1.18)	(1.46)	(1.36)
<b>Net asset value, end of year</b>	<b>\$ 63.98</b>	<b>\$ 61.03</b>	<b>\$ 61.84</b>	<b>\$ 62.11</b>	<b>\$ 58.11</b>
<b>Total Return<sup>(e)</sup></b>					
Based on net asset value	7.41% <sup>(b)</sup>	1.72%	1.56% <sup>(b)</sup>	9.42%	24.21%
<b>Ratios to Average Net Assets<sup>(f)</sup></b>					
Total expenses	0.40%	0.41%	0.41%	0.40%	0.43%
Total expenses excluding professional fees for foreign withholding tax claims	0.39%	N/A	N/A	N/A	N/A
Net investment income	2.38% <sup>(b)</sup>	2.50%	2.18% <sup>(b)</sup>	2.22%	2.46%
<b>Supplemental Data</b>					
Net assets, end of year (000)	\$722,939	\$869,746	\$1,536,679	\$1,021,775	\$525,907
Portfolio turnover rate <sup>(g)</sup>	20%	11%	13%	8%	7%

<sup>(a)</sup> Based on average shares outstanding.

<sup>(b)</sup> Reflects the positive effect of foreign withholding tax claims, net of the associated professional fees, which resulted in the following increases for the years ended March 31, 2025 and March 31, 2023 respectively:

- Net investment income per share by \$0.03 and \$0.00.
- Total return by 0.06% and 0.01%.
- Ratio of net investment income to average net assets by 0.05% and 0.01%.

<sup>(c)</sup> The amounts reported for a share outstanding may not accord with the change in aggregate gains and losses in securities for the fiscal period due to the timing of capital share transactions in relation to the fluctuating market values of the Fund's underlying securities.

<sup>(d)</sup> Distributions for annual periods determined in accordance with U.S. federal income tax regulations.

<sup>(e)</sup> Where applicable, assumes the reinvestment of distributions.

<sup>(f)</sup> Excludes fees and expenses incurred indirectly as a result of investments in underlying funds.

<sup>(g)</sup> Portfolio turnover rate excludes in-kind transactions, if any.

**For a share outstanding throughout each period:**

	<b>iShares Global Energy ETF</b>				
	<b>Year Ended 03/31/25</b>	<b>Year Ended 03/31/24</b>	<b>Year Ended 03/31/23</b>	<b>Year Ended 03/31/22</b>	<b>Year Ended 03/31/21</b>
<b>Net asset value, beginning of year</b>	\$ 42.91	\$ 37.71	\$ 36.12	\$ 24.63	\$ 17.06
Net investment income <sup>(a)</sup>	1.59 <sup>(b)</sup>	1.55	1.89 <sup>(b)</sup>	1.22	0.94
Net realized and unrealized gain (loss) <sup>(c)</sup>	(0.73)	5.00	1.56	11.37	7.62
Net increase from investment operations	0.86	6.55	3.45	12.59	8.56
Distributions from net investment income <sup>(d)</sup>	(1.74)	(1.35)	(1.86)	(1.10)	(0.99)
<b>Net asset value, end of year</b>	<b>\$ 42.03</b>	<b>\$ 42.91</b>	<b>\$ 37.71</b>	<b>\$ 36.12</b>	<b>\$ 24.63</b>
<b>Total Return<sup>(e)</sup></b>					
Based on net asset value	2.31% <sup>(b)</sup>	17.88%	9.39% <sup>(b)</sup>	52.61%	51.36%
<b>Ratios to Average Net Assets<sup>(f)</sup></b>					
Total expenses	0.40%	0.41%	0.44%	0.40%	0.43%
Total expenses excluding professional fees for foreign withholding tax claims	0.39%	0.41%	0.41%	N/A	N/A
Net investment income	3.83% <sup>(b)</sup>	3.95%	5.03% <sup>(b)</sup>	4.33%	4.65%
<b>Supplemental Data</b>					
Net assets, end of year (000)	\$1,815,881	\$3,360,235	\$1,798,776	\$2,280,843	\$1,308,021
Portfolio turnover rate <sup>(g)</sup>	8%	7%	10%	6%	5%

<sup>(a)</sup> Based on average shares outstanding.

<sup>(b)</sup> Reflects the positive effect of foreign withholding tax claims, net of the associated professional fees, which resulted in the following increases for the years ended March 31, 2025 and March 31, 2023 respectively:

- Net investment income per share by \$0.01 and \$0.07.
- Total return by 0.04% and 0.24%.
- Ratio of net investment income to average net assets by 0.03% and 0.18%.

<sup>(c)</sup> The amounts reported for a share outstanding may not accord with the change in aggregate gains and losses in securities for the fiscal period due to the timing of capital share transactions in relation to the fluctuating market values of the Fund's underlying securities.

<sup>(d)</sup> Distributions for annual periods determined in accordance with U.S. federal income tax regulations.

<sup>(e)</sup> Where applicable, assumes the reinvestment of distributions.

<sup>(f)</sup> Excludes fees and expenses incurred indirectly as a result of investments in underlying funds.

<sup>(g)</sup> Portfolio turnover rate excludes in-kind transactions, if any.

**For a share outstanding throughout each period:**

	<b>iShares Global Financials ETF</b>				
	<b>Year Ended 03/31/25</b>	<b>Year Ended 03/31/24</b>	<b>Year Ended 03/31/23</b>	<b>Year Ended 03/31/22</b>	<b>Year Ended 03/31/21</b>
<b>Net asset value, beginning of year</b>	\$ 86.65	\$ 69.17	\$ 79.60	\$ 73.29	\$ 47.23
Net investment income <sup>(a)</sup>	2.33 <sup>(b)</sup>	1.93 <sup>(b)</sup>	2.19 <sup>(b)</sup>	1.65 <sup>(b)</sup>	1.36
Net realized and unrealized gain (loss) <sup>(c)</sup>	16.58	17.61	(10.01)	6.01	26.09
Net increase (decrease) from investment operations	18.91	19.54	(7.82)	7.66	27.45
Distributions from net investment income <sup>(d)</sup>	(2.53)	(2.06)	(2.61)	(1.35)	(1.39)
<b>Net asset value, end of year</b>	<b>\$ 103.03</b>	<b>\$ 86.65</b>	<b>\$ 69.17</b>	<b>\$ 79.60</b>	<b>\$ 73.29</b>
<b>Total Return<sup>(e)</sup></b>					
Based on net asset value	22.29% <sup>(b)</sup>	28.85% <sup>(b)</sup>	(9.86)% <sup>(b)(f)</sup>	10.48% <sup>(b)</sup>	58.99%
<b>Ratios to Average Net Assets<sup>(g)</sup></b>					
Total expenses	0.41%	0.41%	0.42%	0.40%	0.43%
Total expenses excluding professional fees for foreign withholding tax claims	0.40%	0.41%	0.41%	0.40%	0.43%
Net investment income	2.49% <sup>(b)</sup>	2.61% <sup>(b)</sup>	3.12% <sup>(b)</sup>	2.07% <sup>(b)</sup>	2.28%
<b>Supplemental Data</b>					
Net assets, end of year (000)	\$468,772	\$402,912	\$425,375	\$1,162,145	\$472,743
Portfolio turnover rate <sup>(h)</sup>	7%	5%	13%	12%	4%

<sup>(a)</sup> Based on average shares outstanding.

<sup>(b)</sup> Reflects the positive effect of foreign withholding tax claims, net of the associated professional fees, which resulted in the following increases for the years ended March 31, 2025, March 31, 2024, March 31, 2023 and March 31, 2022 respectively:

- Net investment income per share by \$0.05, \$0.01, \$0.03 and \$0.01.
- Total return by 0.06%, 0.01%, 0.06% and 0.02%.
- Ratio of net investment income to average net assets by 0.06%, 0.01%, 0.04% and 0.01%.

<sup>(c)</sup> The amounts reported for a share outstanding may not accord with the change in aggregate gains and losses in securities for the fiscal period due to the timing of capital share transactions in relation to the fluctuating market values of the Fund's underlying securities.

<sup>(d)</sup> Distributions for annual periods determined in accordance with U.S. federal income tax regulations.

<sup>(e)</sup> Where applicable, assumes the reinvestment of distributions.

<sup>(f)</sup> Includes proceeds received from a class action litigation, which impacted the Fund's total return. Not including these proceeds, the Fund's total return would have been (9.92)% for the year ended March 31, 2023.

<sup>(g)</sup> Excludes fees and expenses incurred indirectly as a result of investments in underlying funds.

<sup>(h)</sup> Portfolio turnover rate excludes in-kind transactions, if any.

**For a share outstanding throughout each period:**

	iShares Global Healthcare ETF				
	Year Ended 03/31/25	Year Ended 03/31/24	Year Ended 03/31/23	Year Ended 03/31/22	Year Ended 03/31/21
<b>Net asset value, beginning of year</b>	\$ 93.10	\$ 83.42	\$ 87.41	\$ 76.96	\$ 60.95
Net investment income <sup>(a)</sup>	1.30 <sup>(b)</sup>	1.18 <sup>(b)</sup>	1.11 <sup>(b)</sup>	1.07	1.02
Net realized and unrealized gain (loss) <sup>(c)</sup>	(2.04)	9.70	(4.11)	10.39	15.96
Net increase (decrease) from investment operations	(0.74)	10.88	(3.00)	11.46	16.98
Distributions from net investment income <sup>(d)</sup>	(1.29)	(1.20)	(0.99)	(1.01)	(0.97)
<b>Net asset value, end of year</b>	\$ 91.07	\$ 93.10	\$ 83.42	\$ 87.41	\$ 76.96
<b>Total Return<sup>(e)</sup></b>					
Based on net asset value	(0.78)% <sup>(b)</sup>	13.22% <sup>(b)</sup>	(3.44)% <sup>(b)</sup>	14.94%	28.03%
<b>Ratios to Average Net Assets<sup>(f)</sup></b>					
Total expenses	0.40%	0.41%	0.42%	0.40%	0.43%
Total expenses excluding professional fees for foreign withholding tax claims	0.39%	0.41%	0.41%	N/A	N/A
Net investment income	1.41% <sup>(b)</sup>	1.38% <sup>(b)</sup>	1.34% <sup>(b)</sup>	1.27%	1.41%
<b>Supplemental Data</b>					
Net assets, end of year (000)	\$3,947,919	\$4,110,360	\$4,083,256	\$3,492,005	\$2,705,201
Portfolio turnover rate <sup>(g)</sup>	5%	3%	3%	4%	5%

<sup>(a)</sup> Based on average shares outstanding.

<sup>(b)</sup> Reflects the positive effect of foreign withholding tax claims, net of the associated professional fees, which resulted in the following increases for the years ended March 31, 2025, March 31, 2024 and March 31, 2023 respectively:

- Net investment income per share by \$0.04, \$0.00 and \$0.01.
- Total return by 0.04%, 0.01% and 0.01%.
- Ratio of net investment income to average net assets by 0.04%, 0.01% and 0.01%.

<sup>(c)</sup> The amounts reported for a share outstanding may not accord with the change in aggregate gains and losses in securities for the fiscal period due to the timing of capital share transactions in relation to the fluctuating market values of the Fund's underlying securities.

<sup>(d)</sup> Distributions for annual periods determined in accordance with U.S. federal income tax regulations.

<sup>(e)</sup> Where applicable, assumes the reinvestment of distributions.

<sup>(f)</sup> Excludes fees and expenses incurred indirectly as a result of investments in underlying funds.

<sup>(g)</sup> Portfolio turnover rate excludes in-kind transactions, if any.

**For a share outstanding throughout each period:**

	iShares Global Industrials ETF				
	Year Ended 03/31/25	Year Ended 03/31/24	Year Ended 03/31/23	Year Ended 03/31/22	Year Ended 03/31/21
<b>Net asset value, beginning of year</b>	\$ 139.41	\$ 114.22	\$ 115.84	\$ 115.74	\$ 71.50
Net investment income <sup>(a)</sup>	1.89 <sup>(b)</sup>	1.80	1.77 <sup>(b)</sup>	1.53 <sup>(b)</sup>	1.32
Net realized and unrealized gain (loss) <sup>(c)</sup>	6.03	25.73	(1.65)	0.32	44.27
Net increase from investment operations	7.92	27.53	0.12	1.85	45.59
Distributions from net investment income <sup>(d)</sup>	(2.08)	(2.34)	(1.74)	(1.75)	(1.35)
<b>Net asset value, end of year</b>	\$ 145.25	\$ 139.41	\$ 114.22	\$ 115.84	\$ 115.74
<b>Total Return<sup>(e)</sup></b>					
Based on net asset value	5.77% <sup>(b)</sup>	24.45%	0.22% <sup>(b)</sup>	1.54% <sup>(b)</sup>	64.27%
<b>Ratios to Average Net Assets<sup>(f)</sup></b>					
Total expenses	0.39%	0.41%	0.42%	0.41%	0.43%
Total expenses excluding professional fees for foreign withholding tax claims	0.39%	0.41%	0.41%	0.40%	0.43%
Net investment income	1.32% <sup>(b)</sup>	1.49%	1.69% <sup>(b)</sup>	1.27% <sup>(b)</sup>	1.34%
<b>Supplemental Data</b>					
Net assets, end of year (000)	\$944,095	\$571,576	\$336,958	\$376,481	\$422,466
Portfolio turnover rate <sup>(g)</sup>	4%	9%	9%	7%	8%

<sup>(a)</sup> Based on average shares outstanding.

<sup>(b)</sup> Reflects the positive effect of foreign withholding tax claims, net of the associated professional fees, which resulted in the following increases for the years ended March 31, 2025, March 31, 2023 and March 31, 2022 respectively:

- Net investment income per share by \$0.06, \$0.02 and \$0.05.
- Total return by 0.03%, 0.01% and 0.05%.
- Ratio of net investment income to average net assets by 0.04%, 0.01% and 0.04%.

<sup>(c)</sup> The amounts reported for a share outstanding may not accord with the change in aggregate gains and losses in securities for the fiscal period due to the timing of capital share transactions in relation to the fluctuating market values of the Fund's underlying securities.

<sup>(d)</sup> Distributions for annual periods determined in accordance with U.S. federal income tax regulations.

<sup>(e)</sup> Where applicable, assumes the reinvestment of distributions.

<sup>(f)</sup> Excludes fees and expenses incurred indirectly as a result of investments in underlying funds.

<sup>(g)</sup> Portfolio turnover rate excludes in-kind transactions, if any.

**For a share outstanding throughout each period:**

	iShares Global Infrastructure ETF				
	Year Ended 03/31/25	Year Ended 03/31/24	Year Ended 03/31/23	Year Ended 03/31/22	Year Ended 03/31/21
<b>Net asset value, beginning of year</b>	\$ 47.72	\$ 47.69	\$ 50.78	\$ 45.05	\$ 33.89
Net investment income <sup>(a)</sup>	1.69 <sup>(b)</sup>	1.64 <sup>(b)</sup>	1.33 <sup>(b)</sup>	1.04	1.04
Net realized and unrealized gain (loss) <sup>(c)</sup>	6.85	(0.03)	(3.20)	5.84	11.14
Net increase (decrease) from investment operations	8.54	1.61	(1.87)	6.88	12.18
Distributions from net investment income <sup>(d)</sup>	(1.68)	(1.58)	(1.22)	(1.15)	(1.02)
<b>Net asset value, end of year</b>	\$ 54.58	\$ 47.72	\$ 47.69	\$ 50.78	\$ 45.05
<b>Total Return<sup>(e)</sup></b>					
Based on net asset value	18.23% <sup>(b)</sup>	3.50% <sup>(b)</sup>	(3.74)% <sup>(b)</sup>	15.54%	36.27% <sup>(f)</sup>
<b>Ratios to Average Net Assets<sup>(g)</sup></b>					
Total expenses	0.39%	0.42%	0.41%	0.40%	0.43%
Total expenses excluding professional fees for foreign withholding tax claims	0.39%	0.41%	0.41%	N/A	N/A
Net investment income	3.26% <sup>(b)</sup>	3.56% <sup>(b)</sup>	2.81% <sup>(b)</sup>	2.23%	2.57%
<b>Supplemental Data</b>					
Net assets, end of year (000)	\$6,069,311	\$3,573,978	\$3,843,434	\$3,432,989	\$3,063,620
Portfolio turnover rate <sup>(h)</sup>	14%	13%	19%	16%	25%

<sup>(a)</sup> Based on average shares outstanding.

<sup>(b)</sup> Reflects the positive effect of foreign withholding tax claims, net of the associated professional fees, which resulted in the following increases for the years ended March 31, 2025, March 31, 2024 and March 31, 2023, respectively:

- Net investment income per share by \$0.02, \$0.04 and \$0.00.
- Total return by 0.04%, 0.08% and 0.01%.
- Ratio of net investment income to average net assets by 0.04%, 0.08% and 0.01%.

<sup>(c)</sup> The amounts reported for a share outstanding may not accord with the change in aggregate gains and losses in securities for the fiscal period due to the timing of capital share transactions in relation to the fluctuating market values of the Fund's underlying securities.

<sup>(d)</sup> Distributions for annual periods determined in accordance with U.S. federal income tax regulations.

<sup>(e)</sup> Where applicable, assumes the reinvestment of distributions.

<sup>(f)</sup> Includes payment received from an affiliate, which had no impact on the Fund's total return.

<sup>(g)</sup> Excludes fees and expenses incurred indirectly as a result of investments in underlying funds.

<sup>(h)</sup> Portfolio turnover rate excludes in-kind transactions, if any.

**For a share outstanding throughout each period:**

	iShares Global Materials ETF				
	Year Ended 03/31/25	Year Ended 03/31/24	Year Ended 03/31/23	Year Ended 03/31/22	Year Ended 03/31/21
<b>Net asset value, beginning of year</b>	\$ 89.51	\$ 83.61	\$ 93.81	\$ 86.59	\$ 49.67
Net investment income <sup>(a)</sup>	1.83 <sup>(b)</sup>	2.29 <sup>(b)</sup>	2.60 <sup>(b)</sup>	3.16 <sup>(b)</sup>	2.07
Net realized and unrealized gain (loss) <sup>(c)</sup>	(7.01)	6.16	(9.00)	7.23	35.84
Net increase (decrease) from investment operations	(5.18)	8.45	(6.40)	10.39	37.91
Distributions from net investment income <sup>(d)</sup>	(2.52)	(2.55)	(3.80)	(3.17)	(0.99)
<b>Net asset value, end of year</b>	\$ 81.81	\$ 89.51	\$ 83.61	\$ 93.81	\$ 86.59
<b>Total Return<sup>(e)</sup></b>					
Based on net asset value	(5.82)% <sup>(b)</sup>	10.40% <sup>(b)</sup>	(6.77)% <sup>(b)</sup>	12.19% <sup>(b)</sup>	76.78%
<b>Ratios to Average Net Assets<sup>(f)</sup></b>					
Total expenses	0.39%	0.42%	0.41%	0.40%	0.43%
Total expenses excluding professional fees for foreign withholding tax claims	0.39%	0.41%	0.41%	0.40%	N/A
Net investment income	2.13% <sup>(b)</sup>	2.79% <sup>(b)</sup>	3.20% <sup>(b)</sup>	3.48% <sup>(b)</sup>	2.76%
<b>Supplemental Data</b>					
Net assets, end of year (000)	\$229,069	\$259,583	\$351,170	\$727,028	\$722,999
Portfolio turnover rate <sup>(g)</sup>	8%	5%	9%	6%	4%

<sup>(a)</sup> Based on average shares outstanding.

<sup>(b)</sup> Reflects the positive effect of foreign withholding tax claims, net of the associated professional fees, which resulted in the following increases for the years ended March 31, 2025, March 31, 2024, March 31, 2023 and March 31, 2022 respectively:

- Net investment income per share by \$0.01, \$0.05, \$0.00 and \$0.01.
- Total return by 0.01%, 0.07%, 0.01% and 0.01%.
- Ratio of net investment income to average net assets by 0.01%, 0.06%, 0.00% and 0.01%.

<sup>(c)</sup> The amounts reported for a share outstanding may not accord with the change in aggregate gains and losses in securities for the fiscal period due to the timing of capital share transactions in relation to the fluctuating market values of the Fund's underlying securities.

<sup>(d)</sup> Distributions for annual periods determined in accordance with U.S. federal income tax regulations.

<sup>(e)</sup> Where applicable, assumes the reinvestment of distributions.

<sup>(f)</sup> Excludes fees and expenses incurred indirectly as a result of investments in underlying funds.

<sup>(g)</sup> Portfolio turnover rate excludes in-kind transactions, if any.

**For a share outstanding throughout each period:**

	iShares Global Tech ETF				
	Year Ended 03/31/25	Year Ended 03/31/24	Year Ended 03/31/23	Year Ended 03/31/22 <sup>(a)</sup>	Year Ended 03/31/21 <sup>(a)</sup>
<b>Net asset value, beginning of year</b>	\$ 74.96	\$ 54.36	\$ 57.86	\$ 51.13	\$ 30.49
Net investment income <sup>(b)</sup>	0.34	0.38	0.37 <sup>(c)</sup>	0.29 <sup>(c)</sup>	0.33
Net realized and unrealized gain (loss) <sup>(d)</sup>	0.85	20.60	(3.51)	6.81	20.62
Net increase (decrease) from investment operations	1.19	20.98	(3.14)	7.10	20.95
Distributions from net investment income <sup>(e)</sup>	(0.36)	(0.38)	(0.36)	(0.37)	(0.31)
<b>Net asset value, end of year</b>	\$ 75.79	\$ 74.96	\$ 54.36	\$ 57.86	\$ 51.13
<b>Total Return<sup>(f)</sup></b>					
Based on net asset value	1.54%	38.70%	(5.34)% <sup>(c)</sup>	13.89% <sup>(c)</sup>	68.97%
<b>Ratios to Average Net Assets<sup>(g)</sup></b>					
Total expenses	0.39%	0.41%	0.41%	0.40%	0.43%
Net investment income	0.42%	0.59%	0.77% <sup>(c)</sup>	0.50% <sup>(c)</sup>	0.75%
<b>Supplemental Data</b>					
Net assets, end of year (000)	\$4,494,063	\$4,605,985	\$3,177,616	\$5,001,963	\$5,046,541
Portfolio turnover rate <sup>(h)</sup>	45%	11%	12%	7%	4%

<sup>(a)</sup> Per share amounts reflect a six-for-one stock split effective after the close of trading on July 16, 2021.

<sup>(b)</sup> Based on average shares outstanding.

<sup>(c)</sup> Reflects the positive effect of foreign withholding tax claims, net of the associated professional fees, which resulted in the following increases for the years ended March 31, 2023 and March 31, 2022 respectively:

- Net investment income per share by \$0.00 and \$0.00.
- Total return by 0.01% and 0.01%.
- Ratio of net investment income to average net assets by 0.00% and 0.00%.

<sup>(d)</sup> The amounts reported for a share outstanding may not accord with the change in aggregate gains and losses in securities for the fiscal period due to the timing of capital share transactions in relation to the fluctuating market values of the Fund's underlying securities.

<sup>(e)</sup> Distributions for annual periods determined in accordance with U.S. federal income tax regulations.

<sup>(f)</sup> Where applicable, assumes the reinvestment of distributions.

<sup>(g)</sup> Excludes fees and expenses incurred indirectly as a result of investments in underlying funds.

<sup>(h)</sup> Portfolio turnover rate excludes in-kind transactions, if any.

**For a share outstanding throughout each period:**

	iShares Global Timber & Forestry ETF				
	Year Ended 03/31/25	Year Ended 03/31/24	Year Ended 03/31/23	Year Ended 03/31/22	Year Ended 03/31/21
<b>Net asset value, beginning of year</b>	\$ 84.65	\$ 71.74	\$ 89.11	\$ 85.14	\$ 48.10
Net investment income <sup>(a)</sup>	1.40	1.42	1.40 <sup>(b)</sup>	1.58 <sup>(b)</sup>	0.78
Net realized and unrealized gain (loss) <sup>(c)</sup>	(9.07)	12.83	(17.13)	3.53	37.04
Net increase (decrease) from investment operations	(7.67)	14.25	(15.73)	5.11	37.82
Distributions from net investment income <sup>(d)</sup>	(1.59)	(1.34)	(1.64)	(1.14)	(0.78)
<b>Net asset value, end of year</b>	\$ 75.39	\$ 84.65	\$ 71.74	\$ 89.11	\$ 85.14
<b>Total Return<sup>(e)</sup></b>					
Based on net asset value	(9.15)%	20.21%	(17.90)% <sup>(b)</sup>	6.04% <sup>(b)</sup>	79.23%
<b>Ratios to Average Net Assets<sup>(f)</sup></b>					
Total expenses	0.40%	0.41%	0.42%	0.41%	0.43%
Total expenses excluding professional fees for foreign withholding tax claims	0.39%	0.41%	0.41%	0.40%	N/A
Net investment income	1.75%	1.90%	1.81% <sup>(b)</sup>	1.78% <sup>(b)</sup>	1.15%
<b>Supplemental Data</b>					
Net assets, end of year (000)	\$235,207	\$203,165	\$202,303	\$315,454	\$332,050
Portfolio turnover rate <sup>(g)</sup>	80%	23%	29%	18%	14%

<sup>(a)</sup> Based on average shares outstanding.

<sup>(b)</sup> Reflects the positive effect of foreign withholding tax claims, net of the associated professional fees, which resulted in the following increases for the year ended March 31, 2023 and March 31, 2022, respectively:

- Net investment income per share by \$0.05 and \$0.07.
- Total return by 0.07% and 0.09%.
- Ratio of net investment income to average net assets by 0.06% and 0.07%.

<sup>(c)</sup> The amounts reported for a share outstanding may not accord with the change in aggregate gains and losses in securities for the fiscal period due to the timing of capital share transactions in relation to the fluctuating market values of the Fund's underlying securities.

<sup>(d)</sup> Distributions for annual periods determined in accordance with U.S. federal income tax regulations.

<sup>(e)</sup> Where applicable, assumes the reinvestment of distributions.

<sup>(f)</sup> Excludes fees and expenses incurred indirectly as a result of investments in underlying funds.

<sup>(g)</sup> Portfolio turnover rate excludes in-kind transactions, if any.

**For a share outstanding throughout each period:**

	<b>iShares Global Utilities ETF</b>				
	<b>Year Ended 03/31/25</b>	<b>Year Ended 03/31/24</b>	<b>Year Ended 03/31/23</b>	<b>Year Ended 03/31/22</b>	<b>Year Ended 03/31/21</b>
<b>Net asset value, beginning of year</b>	<u>\$ 59.06</u>	<u>\$ 60.51</u>	<u>\$ 65.60</u>	<u>\$ 60.51</u>	<u>\$ 50.71</u>
Net investment income <sup>(a)</sup>	2.03 <sup>(b)</sup>	2.13 <sup>(b)</sup>	1.86 <sup>(b)</sup>	1.81	1.71
Net realized and unrealized gain (loss) <sup>(c)</sup>	9.85	(1.49)	(5.06)	5.08	9.68
Net increase (decrease) from investment operations	11.88	0.64	(3.20)	6.89	11.39
Distributions from net investment income <sup>(d)</sup>	(1.94)	(2.09)	(1.89)	(1.80)	(1.59)
<b>Net asset value, end of year</b>	<u>\$ 69.00</u>	<u>\$ 59.06</u>	<u>\$ 60.51</u>	<u>\$ 65.60</u>	<u>\$ 60.51</u>
<b>Total Return<sup>(e)</sup></b>					
Based on net asset value	<u>20.45%<sup>(b)</sup></u>	<u>1.15%<sup>(b)</sup></u>	<u>(4.93)%<sup>(b)</sup></u>	<u>11.59%</u>	<u>22.70%</u>
<b>Ratios to Average Net Assets<sup>(f)</sup></b>					
Total expenses	<u>0.39%</u>	<u>0.50%</u>	<u>0.43%</u>	<u>0.42%</u>	<u>0.43%</u>
Total expenses excluding professional fees for foreign withholding tax claims	<u>0.39%</u>	<u>0.41%</u>	<u>0.41%</u>	<u>N/A</u>	<u>N/A</u>
Net investment income	<u>3.11%<sup>(b)</sup></u>	<u>3.67%<sup>(b)</sup></u>	<u>3.06%<sup>(b)</sup></u>	<u>2.91%</u>	<u>3.03%</u>
<b>Supplemental Data</b>					
Net assets, end of year (000)	<u>\$ 162,147</u>	<u>\$ 124,033</u>	<u>\$ 136,156</u>	<u>\$ 180,402</u>	<u>\$ 151,268</u>
Portfolio turnover rate <sup>(g)</sup>	<u>7%</u>	<u>6%</u>	<u>9%</u>	<u>9%</u>	<u>7%</u>

<sup>(a)</sup> Based on average shares outstanding.

<sup>(b)</sup> Reflects the positive effect of foreign withholding tax claims, net of the associated professional fees, which resulted in the following increases for the years ended March 31, 2025, March 31, 2024 and March 31, 2023 respectively:

- Net investment income per share by \$0.01, \$0.31 and \$0.06.
- Total return by 0.02%, 0.56% and 0.12%.
- Ratio of net investment income to average net assets by 0.02%, 0.53% and 0.11%.

<sup>(c)</sup> The amounts reported for a share outstanding may not accord with the change in aggregate gains and losses in securities for the fiscal period due to the timing of capital share transactions in relation to the fluctuating market values of the Fund's underlying securities.

<sup>(d)</sup> Distributions for annual periods determined in accordance with U.S. federal income tax regulations.

<sup>(e)</sup> Where applicable, assumes the reinvestment of distributions.

<sup>(f)</sup> Excludes fees and expenses incurred indirectly as a result of investments in underlying funds.

<sup>(g)</sup> Portfolio turnover rate excludes in-kind transactions, if any.

## Index Provider and Disclaimers

The Index Provider is not affiliated with the Trust, BFA, the Distributor or any of their respective affiliates. BFA or its affiliates have entered into a license agreement with the Index Provider to use the Underlying Indexes. BFA or its affiliates sublicense rights in each Underlying Index for use by the applicable Fund at no charge.

The past performance of an Underlying Index is not a guide to future performance. BFA and its affiliates do not guarantee the accuracy or the completeness of an Underlying Index or any data included therein, and BFA and its affiliates shall have no liability for any errors, omissions or interruptions therein. BFA and its affiliates make no warranty, express or implied, to the owners of shares of a Fund or to any other person or entity, as to results to be obtained by a Fund from the use of an Underlying Index or any data included therein. Without limiting any of the foregoing, in no event shall BFA or its affiliates have any liability for any special, punitive, direct, indirect, consequential or any other damages (including lost profits), even if notified of the possibility of such damages.

### **S&P Dow Jones Indices LLC**

S&P Dow Jones Indices LLC (“SPDJI”) is a resource for index-based concepts, data and research. SPDJI provides financial, economic and investment information and analytical services to the financial community. SPDJI calculates and maintains the S&P Global 1200, which includes the S&P 500® for the U.S., the S&P Europe 350 for Continental Europe, Ireland and the U.K., the S&P/TOPIX 150 for Japan, the S&P Asia 50, the S&P/TSX 60TM for Canada, the S&P/ASX 50 and the S&P Latin America 40. SPDJI also publishes the S&P MidCap 400®, S&P SmallCap 600®, S&P Total Market Index and S&P U.S. REIT for the U.S. SPDJI calculates and maintains the S&P Global Broad Market Index (BMI) Series, a set of rules-based equity benchmarks covering developed and emerging countries around the world. Company additions to and deletions from an S&P equity index do not in any way reflect an opinion on the investment merits of the company.

The following applies with respect to each Underlying Index provided by SPDJI:

The Underlying Index is a product of SPDJI, and has been licensed for use by BFA or its affiliates. Standard & Poor’s® and S&P® are registered trademarks of Standard & Poor’s Financial Services LLC, a division of S&P Global (“S&P”); Dow Jones® is a registered trademark of Dow Jones Trademark Holdings LLC (“Dow Jones”) and these trademarks have been licensed for use by SPDJI and sublicensed for certain purposes by the Trust. The Fund is not sponsored, endorsed, sold or promoted by SPDJI, Dow Jones, S&P, or any of their respective affiliates (collectively, “S&P Dow Jones Indices”). S&P Dow Jones Indices make no representation or warranty, express or implied, to the owners of shares of the Fund or any member of the public regarding the advisability of investing in securities generally or in the Fund in particular or the ability of the Underlying Index to track general market performance. S&P Dow Jones Indices’ only relationship to the Trust and BFA and their affiliates with respect to the Underlying Index is the licensing of the Underlying Index and certain trademarks, service marks and/or trade names of S&P Dow Jones Indices and/or its third party licensors. The Underlying Index is determined, composed and calculated by S&P Dow Jones Indices without regard to the Trust, BFA or its affiliates or the Fund. S&P Dow Jones Indices have no obligation to take the needs of BFA or its affiliates or the owners of shares of the Fund into consideration in determining, composing or calculating the Underlying Index. S&P Dow Jones Indices are not responsible for and have not participated in the determination of the prices, and amount of shares of the Fund or the timing of the issuance or sale of such shares or in the determination or calculation of the equation by which shares of the Fund are to be converted into cash, surrendered or redeemed, as the case may be. S&P Dow Jones Indices have no obligation or liability in connection with the administration, marketing or trading of shares of the Fund. There is no assurance that investment products based on the Underlying Index will accurately track index performance or provide positive investment returns. SPDJI is not an investment adviser. Inclusion of a security within an index is not a recommendation by S&P Dow Jones Indices to buy, sell, or hold such security, nor is it considered to be investment advice.

S&P DOW JONES INDICES DO NOT GUARANTEE THE ADEQUACY, ACCURACY, TIMELINESS AND/OR THE COMPLETENESS OF THE UNDERLYING INDEX OR ANY DATA RELATED THERETO OR ANY COMMUNICATION, INCLUDING BUT NOT LIMITED TO, ORAL OR WRITTEN COMMUNICATION (INCLUDING ELECTRONIC COMMUNICATIONS) WITH RESPECT THERETO. S&P DOW JONES INDICES SHALL NOT BE SUBJECT TO ANY DAMAGES OR LIABILITY FOR ANY ERRORS, OMISSIONS, OR DELAYS THEREIN. S&P DOW JONES INDICES MAKE NO EXPRESS OR IMPLIED WARRANTIES, AND EXPRESSLY DISCLAIM ALL WARRANTIES, OF MERCHANTABILITY OR FITNESS FOR A PARTICULAR PURPOSE OR USE OR AS TO RESULTS TO BE OBTAINED BY BFA OR ITS AFFILIATES, OWNERS OF SHARES OF THE FUND, OR ANY OTHER PERSON OR ENTITY FROM THE USE OF THE UNDERLYING INDEX OR WITH RESPECT TO ANY DATA RELATED THERETO. WITHOUT LIMITING ANY OF THE FOREGOING, IN NO EVENT WHATSOEVER SHALL S&P DOW JONES INDICES BE LIABLE FOR ANY INDIRECT, SPECIAL, INCIDENTAL, PUNITIVE, OR CONSEQUENTIAL DAMAGES INCLUDING, BUT NOT LIMITED TO, LOSS OF PROFITS, TRADING LOSSES, LOST TIME OR GOODWILL, EVEN IF THEY HAVE BEEN ADVISED OF THE POSSIBILITY OF SUCH DAMAGES, WHETHER IN CONTRACT, TORT, STRICT LIABILITY, OR OTHERWISE. THERE ARE NO THIRD PARTY BENEFICIARIES OF ANY AGREEMENTS OR ARRANGEMENTS BETWEEN S&P DOW JONES INDICES AND BFA OR ITS AFFILIATES, OTHER THAN THE LICENSORS OF S&P DOW JONES INDICES.

[THIS PAGE INTENTIONALLY LEFT BLANK]

## Want to know more?

iShares.com | 1-800-474-2737 (1-800-iShares)

Information on each Fund's net asset value, market price, premiums and discounts, and bid-ask spreads can be found at [www.iShares.com](http://www.iShares.com). Copies of each Fund's Prospectus, SAI, shareholder reports and other information, as applicable and when available, can be found at [www.iShares.com](http://www.iShares.com). For more information about a Fund, you may request a copy of the Fund's SAI. The SAI provides detailed information about the Fund and is incorporated by reference into the Fund's Prospectus. This means that the SAI, for legal purposes, is a part of the Fund's Prospectus.

Additional information about each Fund's investments is, or will be, available in the Fund's Annual and Semi-Annual Reports to shareholders and in Form N-CSR. In a Fund's Annual Report, you will find a discussion of the market conditions and investment strategies that significantly affected the Fund's performance during the last fiscal year. In Form N-CSR, you will find the Fund's annual and semi-annual financial statements.

If you have any questions about the Trust or shares of a Fund or you wish to obtain a Fund's SAI, Semi-Annual or Annual Report free of charge, please:

Call: 1-800-iShares or 1-800-474-2737 (toll free)  
Monday through Friday, 8:30 a.m. to 6:30 p.m. (Eastern time)  
Email: [iSharesETFs@blackrock.com](mailto:iSharesETFs@blackrock.com)  
Write: c/o BlackRock Investments, LLC  
1 University Square Drive, Princeton, NJ 08540

Reports and other information about each Fund are available on the EDGAR database on the SEC's website at [www.sec.gov](http://www.sec.gov), and copies of this information may be obtained, after paying a duplicating fee, by electronic request at the following email address: [publicinfo@sec.gov](mailto:publicinfo@sec.gov).

*No person is authorized to give any information or to make any representations about a Fund and its shares not contained in this Prospectus and you should not rely on any other information. Read and keep this Prospectus for future reference.*

©2025 BlackRock, Inc. All rights reserved. **iSHARES**® and **BLACKROCK**® are registered trademarks of BlackRock Fund Advisors and its affiliates. All other marks are the property of their respective owners.

Investment Company Act File No.: 811-09729

**iShares**  
by BlackRock

Go paperless. . .  
It's Easy, Economical and Green!  
Go to [www.icsdelivery.com](http://www.icsdelivery.com)

