

Prospectus

iShares Trust

- iShares iBonds 2026 Term High Yield and Income ETF | IBHF | Cboe BZX
- iShares iBonds 2027 Term High Yield and Income ETF | IBHG | Cboe BZX
- iShares iBonds 2028 Term High Yield and Income ETF | IBHH | Cboe BZX
- iShares iBonds 2029 Term High Yield and Income ETF | IBHI | Cboe BZX
- iShares iBonds 2030 Term High Yield and Income ETF | IBHJ | Cboe BZX
- iShares iBonds 2031 Term High Yield and Income ETF | IBHK | Cboe BZX
- iShares iBonds 2032 Term High Yield and Income ETF | IBHL | Cboe BZX
- iShares iBonds Dec 2026 Term Corporate ETF | IBDR | NYSE Arca
- iShares iBonds Dec 2027 Term Corporate ETF | IBDS | NYSE Arca
- iShares iBonds Dec 2028 Term Corporate ETF | IBDT | NYSE Arca
- iShares iBonds Dec 2029 Term Corporate ETF | IBDU | NYSE Arca
- iShares iBonds Dec 2030 Term Corporate ETF | IBDV | NYSE Arca
- iShares iBonds Dec 2031 Term Corporate ETF | IBDW | NYSE Arca
- iShares iBonds Dec 2032 Term Corporate ETF | IBDX | NYSE Arca
- iShares iBonds Dec 2033 Term Corporate ETF | IDY | NYSE Arca
- iShares iBonds Dec 2034 Term Corporate ETF | IDZ | NYSE Arca
- iShares iBonds Dec 2035 Term Corporate ETF | IBCA | NYSE Arca

Table of Contents

Fund Summaries

iShares iBonds 2026 Term High Yield and Income ETF	S-1
iShares iBonds 2027 Term High Yield and Income ETF	S-9
iShares iBonds 2028 Term High Yield and Income ETF	S-17
iShares iBonds 2029 Term High Yield and Income ETF	S-25
iShares iBonds 2030 Term High Yield and Income ETF	S-33
iShares iBonds 2031 Term High Yield and Income ETF	S-41
iShares iBonds 2032 Term High Yield and Income ETF	S-49
iShares iBonds Dec 2026 Term Corporate ETF	S-56
iShares iBonds Dec 2027 Term Corporate ETF	S-64
iShares iBonds Dec 2028 Term Corporate ETF	S-72
iShares iBonds Dec 2029 Term Corporate ETF	S-79
iShares iBonds Dec 2030 Term Corporate ETF	S-86
iShares iBonds Dec 2031 Term Corporate ETF	S-94
iShares iBonds Dec 2032 Term Corporate ETF	S-102
iShares iBonds Dec 2033 Term Corporate ETF	S-109
iShares iBonds Dec 2034 Term Corporate ETF	S-116
iShares iBonds Dec 2035 Term Corporate ETF	S-124
More Information About the Funds	1
Additional Information About the Funds' Risks	3
Portfolio Holdings Information	20
Management of the Funds	20
Shareholder Information	23
Distribution	30
Financial Highlights	30
Index Provider and Disclaimers	40

[THIS PAGE INTENTIONALLY LEFT BLANK]

iSHARES[®] iBONDS[®] 2026 TERM HIGH YIELD AND INCOME ETF

Ticker: IBHF

Stock Exchange: Cboe BZX

Investment Objective

The iShares iBonds 2026 Term High Yield and Income ETF (the “Fund”) seeks to track the investment results of an index composed of U.S. dollar-denominated, high yield and other income generating corporate bonds maturing in 2026.

Fees and Expenses

The following table describes the fees and expenses that you will incur if you buy, hold and sell shares of the Fund. Amounts in the table are rounded to the nearest basis point, which in some cases may be “0.00.” The investment advisory agreement between iShares Trust (the “Trust”) and BlackRock Fund Advisors (“BFA”) (the “Investment Advisory Agreement”) provides that BFA will pay all operating expenses of the Fund, except: (i) the management fees, (ii) interest expenses, (iii) taxes, (iv) expenses incurred with respect to the acquisition and disposition of portfolio securities and the execution of portfolio transactions, including brokerage commissions, (v) distribution fees or expenses, and (vi) litigation expenses and any extraordinary expenses.

The Fund may incur “Acquired Fund Fees and Expenses.” Acquired Fund Fees and Expenses reflect the Fund’s *pro rata* share of the fees and expenses incurred indirectly by the Fund as a result of investing in other investment companies. The impact of Acquired Fund Fees and Expenses is included in the Fund’s total return but is not included in the Fund’s ratio of expenses to average net assets. Both figures are shown in the *Financial Highlights* section of the Fund’s prospectus (the “Prospectus”). BFA, the investment adviser to the Fund, has contractually agreed to waive a portion of its management fees in an amount equal to the Acquired Fund Fees and Expenses, if any, attributable to investments by the Fund in other funds advised by BFA or its affiliates through the termination date of the Fund, on or about December 15, 2026. The contractual waiver may be terminated prior to the Fund’s termination only upon the written agreement of the Trust and BFA.

You may pay other fees, such as brokerage commissions and other fees to financial intermediaries, which are not reflected in the tables and examples below.

Annual Fund Operating Expenses
(ongoing expenses that you pay each year as a
percentage of the value of your investments)

<u>Management Fees</u>	<u>Distribution and Service (12b-1) Fees</u>	<u>Other Expenses</u>	<u>Acquired Fund Fees and Expenses</u>	<u>Total Annual Fund Operating Expenses</u>	<u>Fee Waiver and/or Expense Reimbursement</u>	<u>Total Annual Fund Operating Expenses After Fee Waiver and/or Expense Reimbursement</u>
0.35%	None	0.00%	0.00%	0.35%	(0.00)%	0.35%

¹ Operating expenses paid by BFA under the Investment Advisory Agreement exclude Acquired Fund Fees and Expenses, if any.

Example. This Example is intended to help you compare the cost of owning shares of the Fund with the cost of investing in other funds. The Example assumes that you invest \$10,000 in the Fund for the time periods indicated and then sell all of your shares at the end of those periods. Fund expenses (and any applicable waivers) are calculated only through December 15, 2026 because the Fund is scheduled to cease operations and liquidate by that date. The Example also assumes that your investment has a 5% return each year and that the Fund’s operating expenses remain the same. Although your actual costs may be higher or lower, based on these assumptions, your costs would be:

Maturity

\$29

Portfolio Turnover. The Fund may pay transaction costs, such as commissions, when it buys and sells securities (or “turns over” its portfolio). A higher portfolio turnover rate may indicate higher transaction costs and may result in higher taxes when Fund shares are held in a taxable account. These costs, which are not reflected in the Annual Fund Operating Expenses or in the Example, affect the Fund’s performance. During the most recent fiscal year, the Fund’s portfolio turnover rate was 70% of the average value of its portfolio.

Principal Investment Strategies

The Fund seeks to meet its investment objective generally by investing in component securities of the Bloomberg 2026 Term High Yield and Income Index (the “Underlying Index”). The Fund may also invest in U.S. government securities, short-term paper, cash and cash equivalents, including shares of money market funds advised by BFA or its affiliates.

The Fund is a term fund that will terminate on or about December 15, 2026, at which time it will distribute its remaining net assets to shareholders pursuant to a plan of liquidation. The Fund does not seek to return any predetermined amount at maturity or in periodic distributions. The Underlying Index is composed of U.S. dollar-denominated, taxable, fixed-rate, high yield (which are considered below investment-grade) and BBB or equivalently rated (as determined by Bloomberg Index Services Limited (the “Index Provider” or “Bloomberg”)) corporate bonds scheduled to mature between January 1, 2026 and December 15, 2026, inclusive. Securities eligible for inclusion in the Underlying Index are selected from a universe of corporate issuers (e.g., industrial, financial institutions, utilities) determined by Bloomberg. As of October 31, 2025, a significant portion of the Underlying Index is represented by securities of companies in the consumer goods and services and industrial industries or sectors. The components of the Underlying Index are likely to change over time.

The bonds in the Underlying Index have \$250 million or more of outstanding face value at the time of inclusion. The non-U.S. corporate issuers included in the Underlying Index consist primarily of corporate bonds issued by companies domiciled in developed countries. The Fund will invest in non-U.S. issuers to the extent necessary for it to track the Underlying Index. Each bond included in the Underlying Index must be registered with the SEC, have been exempt from registration at issuance, or have been offered pursuant to Rule 144A under the Securities Act of 1933, as amended (the “1933 Act”). Subject to the methodology of the Underlying Index discussed below, the securities in the Underlying Index may carry a coupon that steps-up according to a predetermined schedule (i.e., the interest rate paid on such securities will increase over time). Securities are market-cap weighted within the Underlying Index, with a 3% cap typically imposed on any one issuer, and a pro rata distribution of any excess weight across the remaining issuers in the Underlying Index.

The securities in the Underlying Index are updated on the last calendar day of each month until six months before maturity, with the last rebalance date on June 30, 2026.

The Underlying Index consists of bonds chosen from two sub-indices, the Bloomberg U.S. High Yield Index (the “High Yield Index”) and the Bloomberg U.S. Corporate Index (the “Corporate

Index”), both of which are stripped of securities maturing outside of the maturity range defined above. BBB-rated bonds from the Corporate Index will be introduced to the Underlying Index under the following conditions: (1) in the last 1.5 years but before the last 6 months of the Underlying Index’s term, the Underlying Index will introduce BBB-rated bonds (which are considered investment-grade) as constituent high yield bonds (which are considered *below* investment-grade) are called, no longer qualify for inclusion (due to, among other factors, sector reclassifications of issuers, changes in the credit rating of bonds included in the Underlying Index or rebalances to maintain issuer limits), or decline in value compared to a reference point set at 1.5 years from the Underlying Index’s term or (2) if, prior to the last 1.5 years remaining in the Underlying Index’s term, the market value of the high yield bonds in the Underlying Index declines below \$30 billion, the Underlying Index will add BBB-rated bonds to maintain a \$30 billion minimum market value for the Underlying Index. In the final year of the Underlying Index’s term, any principal and interest paid by index constituents is treated as follows: (1) during the first six months of the final year, the Underlying Index reinvests proceeds pro-rata into the remaining bonds in the Underlying Index, and (2) during the last six months of the final year, principal is not reinvested and is presumed to be held in cash while earning no interest.

Bonds with a clean price (i.e., the price does not include accrued interest between coupon payments) below \$60 are excluded from the Underlying Index and subject to a 3 month lock-out period before they are eligible for inclusion again at rebalance. During the final 1.5 years of the maturity of the index, bonds that fall below \$60 at rebalance will be permanently ineligible for the Underlying Index.

In addition, to be included in the Underlying Index, securities that are rated by all three of the rating agencies named below must be rated “high yield” to be selected from the High Yield Index and “BBB” to be selected from the Corporate Index. The bonds from the High Yield Index must have a rating equal to or below “Ba1”/“BB+”/“BB+” and above “CC”. The bonds from the Corporate Index must have a rating of “BBB” (or equivalent). The Index Provider will use the middle rating of Moody’s Investors Service, Inc. (“Moody’s”), Standard & Poor’s® Global Ratings, a subsidiary of S&P Global (“S&P Global Ratings”) and Fitch Ratings, Inc. (“Fitch”); when a rating from only two agencies is available, the lower is used; when only one agency rates a bond, that rating is used. In cases where ratings are not available, other sources may be used to classify bonds by investment quality.

The Fund is a series of the iShares iBonds fixed maturity series of bond ETFs sponsored by BlackRock, Inc. (“BlackRock”). The Fund does not invest in U.S. savings bonds or other U.S. government bonds (except to the extent the Fund holds cash equivalent instruments consistent with its investment objective) and is not designed to provide protection against inflation.

BFA uses an indexing approach to try to achieve the Fund’s investment objective. The Fund does not try to “beat” the index it tracks and does not seek temporary defensive positions when markets decline or appear overvalued.

Indexing may eliminate the chance that the Fund will substantially outperform the Underlying Index but also may reduce some of the risks of active management, such as poor security selection.

Indexing seeks to achieve lower costs and better after-tax performance by aiming to keep portfolio turnover low in comparison to actively managed investment companies.

BFA uses a representative sampling indexing strategy to manage the Fund. "Representative sampling" is an indexing strategy that involves investing in a representative sample of securities or other instruments that collectively has an investment profile similar to that of an applicable underlying index. The instruments selected are expected to have, in the aggregate, investment characteristics (based on factors such as market value and industry weightings), fundamental characteristics (such as return variability, duration (*i.e.*, an instrument's price sensitivity to a change in interest rates), maturity or credit ratings and yield) and liquidity measures similar to those of an applicable underlying index. The Fund may or may not hold all of the components of the Underlying Index.

The Fund will invest at least 80% of its assets in the component instruments of the Underlying Index, and (except during the last twelve months of the Fund's operations) the Fund will invest at least 90% of its assets in fixed income securities of the types included in the Underlying Index that BFA believes will help the Fund track the Underlying Index. The Fund will invest no more than 10% of its assets in futures, options and swaps contracts that BFA believes will help the Fund track the Underlying Index as well as in fixed income securities other than the types included in the Underlying Index, but which BFA believes will help the Fund track the Underlying Index. Cash and cash equivalent investments associated with a derivative position will be treated as part of that position for the purposes of calculating the percentage of investments included in the Underlying Index.

In the last six months of operation, as the bonds held by the Fund mature, the proceeds may not be reinvested by the Fund in bonds but instead will be held in cash and cash equivalents. By fifteen days prior to maturity, the Underlying Index is expected to consist almost entirely of cash and cash equivalents. On or around this date, the Fund will wind up and terminate. After appropriate provision is made for any Fund liabilities, its net assets will be distributed to then-current shareholders pursuant to a plan of liquidation. The Fund's termination was approved by a majority of the Trust's Board of Trustees (the "Board") and does not require additional approval by Fund shareholders. The Board may extend the termination date if a majority of the Board determines the extension to be in the best interest of the Fund.

The Fund seeks to track the investment results of the Underlying Index before fees and expenses of the Fund. To the extent that the Fund invests in money market or similar funds, it will incur the fees and expenses of such funds.

The Fund should not be confused with a target date fund, which has assets that are managed according to a particular investment strategy that converts fund assets to conservative investments over time.

The Fund may lend securities representing up to one-third of the value of the Fund's total assets (including the value of any collateral received).

The Underlying Index is sponsored by Bloomberg, which is independent of the Fund and BFA. The Index Provider determines the composition and relative weightings of the

components of the Underlying Index and publishes information regarding the market value of the Underlying Index.

Industry Concentration Policy. The Fund will concentrate its investments (*i.e.*, hold 25% or more of its total assets) in a particular industry or group of industries to approximately the same extent that the Underlying Index is concentrated. For purposes of this limitation, securities of the U.S. government (including its agencies and instrumentalities), repurchase agreements collateralized by U.S. government securities, and securities of state or municipal governments and their political subdivisions are not considered to be issued by members of any industry.

Summary of Principal Risks

As with any investment, you could lose all or part of your investment in the Fund, and the Fund's performance could trail that of other investments. The Fund is subject to certain risks, including the principal risks noted below, any of which may adversely affect the Fund's net asset value per share ("NAV"), trading price, yield, total return and ability to meet its investment objective. Certain key risks are prioritized below (with others following in alphabetical order), but the relative significance of any risk is difficult to predict and may change over time. You should review each risk factor carefully.

High Yield Securities Risk. Debt securities that are rated below investment grade (commonly referred to as "junk bonds") and debt securities that are unrated are generally considered to be speculative. Compared to higher-quality debt securities, high yield securities are subject to a greater risk of default, illiquidity, price volatility and valuation uncertainty. Such investments may be subject to additional risks including subordination to other creditors, no collateral or limited rights in collateral, lack of a regular trading market, prepayment risk, and lack of publicly available information.

Credit Risk. Credit risk is the risk that an issuer, guarantor or liquidity provider of a fixed-income security may be unable or unwilling, or may be perceived as unable or unwilling, to make timely principal and/or interest payments or to otherwise honor its obligations. The credit rating assigned to a security or its issuer does not necessarily reflect the issuer's current financial condition or an investment's volatility or liquidity. An actual or perceived decline in an issuer's creditworthiness may result in a decrease in the value and liquidity of its securities as well as greater price volatility, which may make it difficult to sell the securities. The Fund may be adversely affected if an investment that it holds experiences a downgrade or a default.

Income Risk. The Fund's income may decline due to falling interest rates or other factors. This can occur because the Fund may be required to invest in lower-yielding bonds when a bond in the Fund's portfolio matures, is near maturity, is called or is prepaid, when bonds in the Underlying Index are substituted, or when the Fund otherwise needs to purchase additional bonds. The Index Provider's substitution of bonds in the Underlying Index may occur, for example, when the time to maturity for the bond no longer matches the Underlying Index's stated maturity guidelines.

Market Risk. The Fund could lose money over short periods due to short-term market movements and over longer periods during

more prolonged market downturns. Local, regional or global events such as war, acts of terrorism, pandemics or other public health issues, recessions, the prospect or occurrence of a sovereign default or other financial crisis, or other events could have a significant impact on the Fund and its investments and could result in increased premiums or discounts to the Fund's NAV.

Index-Related Risk. The Index Provider may rely on various sources of information to assess the criteria of components of the Underlying Index, including information that may be based on assumptions and estimates. Neither the Fund nor BFA can offer assurances that the Index Provider's methodology or sources of information will provide an accurate assessment of included components or will result in the Fund meeting its investment objective. Errors in index data, index computations or the construction of the Underlying Index in accordance with its methodology may occur, and the Index Provider may not identify or correct them promptly or at all, which may have an adverse impact on the Fund and its shareholders. Unusual market conditions or other unforeseen circumstances (such as natural disasters, political unrest or war) may impact the Index Provider or a third-party data provider and could cause the Index Provider to postpone a scheduled rebalance. This could cause the Underlying Index to vary from its normal or expected composition.

Asset Class Risk. The securities and other assets in the Underlying Index or in the Fund's portfolio may underperform in comparison to financial markets generally, a particular financial market, another index, or other asset classes.

Authorized Participant Concentration Risk. An "Authorized Participant" is a member or participant of a clearing agency registered with the SEC, which has a written agreement with the Fund or one of its service providers that allows the Authorized Participant to place orders for the purchase and redemption of creation units ("Creation Units"). Only an Authorized Participant may engage in creation or redemption transactions directly with the Fund. There are a limited number of institutions that may act as Authorized Participants for the Fund, including on an agency basis on behalf of other market participants. No Authorized Participant is obligated to engage in creation or redemption transactions. To the extent that Authorized Participants exit the business or do not place creation or redemption orders for the Fund and no other Authorized Participant places orders, Fund shares are more likely to trade at a premium or discount to NAV and possibly face trading halts or delisting.

Call Risk. During periods of falling interest rates, an issuer of a callable debt obligation held by the Fund may "call" or repay the debt obligation before its stated maturity, and the Fund may have to reinvest the proceeds in instruments with lower yields, which would result in a decline in the Fund's income, or in instruments with greater risks or with other less favorable features.

Cash Management Risk. If a significant amount of the Fund's assets is invested in cash and cash equivalents, the Fund may underperform other funds that do not similarly invest in cash and cash equivalents for investment purposes and/or to collateralize derivative instruments. Further, the Fund may face increased credit risk with respect to the bank or other counterparty holding such assets and the risk that the counterparty may be unable or unwilling (or perceived as such) to honor its obligations.

Concentration Risk. The Fund may be susceptible to an increased risk of loss, including losses due to adverse events that affect the Fund's investments more than the market as a whole, to the extent that the Fund's investments are concentrated in the securities or other assets of one or more issuers, countries or other geographic units, markets, industries, project types, or asset classes.

Consumer Goods and Services Companies Risk. Consumer goods and services companies face risks related to changes in consumer preferences and disposable income, commodity prices, government regulation, supply chain disruptions, damage to brand or reputation, economic slowdown and labor shortages, among other things.

Declining Yield Risk. In the months leading up to the Fund's planned termination date, the Fund's yield may move toward prevailing money market rates and may be lower than the yields of the bonds previously held by the Fund and lower than prevailing yields for bonds in the market.

Fluctuation of Yield and Liquidation Amount Risk. The Fund, unlike a direct investment in a bond that has a level coupon payment and a fixed payment at maturity, will make distributions of income that vary over time. It is expected that an investment in the Fund, if held through maturity, will produce aggregate returns comparable to a direct investment in a group of bonds of similar credit quality and maturity. Unlike a direct investment in bonds, the breakdown of returns between Fund distributions and liquidation proceeds are not predictable at the time of your investment. For example, at times during the Fund's existence it may make distributions at a greater (or lesser) rate than the coupon payments received on the Fund's portfolio, which would result in the Fund returning a lesser (or greater) amount on liquidation than would otherwise be the case. The rate of Fund distribution payments may adversely affect the tax characterization of your returns from an investment in the Fund relative to a direct investment in bonds. If the amount you receive as liquidation proceeds upon the Fund's termination is higher or lower than your cost basis, you may experience a gain or loss for tax purposes.

Illiquid Investments Risk. An illiquid investment is any investment that the Fund reasonably expects cannot be sold or disposed of in current market conditions in seven calendar days or less without significantly changing the market value of the investment. To the extent the Fund holds illiquid investments, the illiquid investments may reduce its returns because the Fund may be unable to transact at advantageous times or prices. In addition, if the Fund is limited in its ability to sell illiquid investments during periods when shareholders are redeeming their shares, it will need to sell liquid securities to meet redemption requests and illiquid securities will become a larger portion of the Fund's holdings. During periods of market volatility, liquidity in the market for Fund shares may be impacted by the liquidity in the market for the underlying securities or other assets held by the Fund, which could lead to Fund shares trading at a premium or discount to the Fund's NAV.

Industrial Companies Risk. Industrial companies face a number of risks, including supply chain and distribution disruptions, business interruptions, product obsolescence, third-party vendor risks, cyber attacks, trade disputes, product recalls, liability

claims, scarcity of materials or parts, excess capacity, changes in consumer preferences, and volatility in commodity prices and currencies. The performance of such companies may also be affected by technological developments, labor relations, legislative and regulatory changes, government spending policies, and changes in domestic and international economies.

Interest Rate Risk. Interest rate risk refers to the risk of fluctuations in the value of a fixed-income security due to changes in the general level of interest rates. Interest rate changes can be sudden and unpredictable and are influenced by a number of factors, including government policy, monetary policy, inflation expectations, perceptions of risk, and supply and demand for fixed-income securities. An increase in interest rates generally will cause the value of fixed-income securities to decline. Securities with longer maturities generally are more sensitive to interest rate changes and subject to greater fluctuations in value. Changes in interest rates may have unpredictable effects on fixed-income markets and result in heightened volatility and lower liquidity for certain instruments, which may adversely affect a Fund's performance. During periods of very low or negative interest rates, a Fund may be unable to maintain positive returns or pay dividends to shareholders.

Issuer Risk. The performance of the Fund depends on the performance of individual securities or other assets to which the Fund has exposure. The value of securities or other assets may decline, or perform differently from the market as a whole, due to changes in the financial condition or credit rating of the issuer or counterparty.

Management Risk. The Fund generally does not attempt to take defensive positions under any market conditions, including declining markets. As the Fund will not fully replicate the Underlying Index and may hold securities or other assets not included in the Underlying Index, it is subject to the risk that the investment strategy of BFA may not produce the intended results. There is no guarantee that the Fund's investment results will have a high degree of correlation to those of the Underlying Index or that the Fund will achieve its investment objective.

Market Trading Risk. The Fund faces numerous market trading risks, including the potential lack of an active market for Fund shares (including through a trading halt), losses from trading in secondary markets, periods of high volatility, and disruptions in the process of creating and redeeming Fund shares. Any of these factors, among others, may lead to the Fund's shares trading in the secondary market at a premium or discount to NAV or to the intraday value of the Fund's portfolio holdings. If you buy Fund shares at a time when the market price is at a premium to NAV or sell Fund shares at a time when the market price is at a discount to NAV, you may pay significantly more or receive significantly less than the underlying value of the Fund shares.

Operational and Technology Risks. The Fund is directly and indirectly susceptible to operational and technology risks, including those related to human errors, processing errors, communication errors, systems failures, cybersecurity incidents, and the use of artificial intelligence and machine learning ("AI"), which may result in losses for the Fund and its shareholders or may impair the Fund's operations. While the Fund's service providers are required to have appropriate operational, information security and cybersecurity risk management policies

and procedures, their methods of risk management may differ from those of the Fund. Operational and technology risks for the issuers in which the Fund invests could also result in material adverse consequences for such issuers and may cause the Fund's investments in such issuers to lose value.

Privately Issued Securities Risk. Privately issued securities are securities that have not been registered under the 1933 Act. Such securities typically are subject to legal restrictions on resale and generally are not traded in established public markets. As a result, privately issued securities may be deemed to be illiquid investments, may be more difficult to value than publicly traded securities, may be subject to wide fluctuations in value and may have higher transaction costs. There can be no assurance that a trading market will exist at any time for any particular privately issued security. Difficulty in selling such securities at a desirable time or price may result in a loss to the Fund.

Reinvestment Risk. The Fund may invest a portion of its assets in short-term fixed-income instruments and, as a result, may be adversely affected if interest rates fall because it may have to invest in lower-yielding instruments as bonds in the Fund's portfolio mature.

Reliance on Trading Partners Risk. The Fund invests in countries or regions whose economies are heavily dependent upon trading with key partners. Any reduction in this trading may have an adverse impact on the Fund's investments. Through its holdings of securities of certain issuers, the Fund is specifically exposed to **Asian Economic Risk** and **North American Economic Risk**.

Risk of Investing in the U.S. Investing in U.S. issuers subjects the Fund to legal, regulatory, political, currency, security, and economic risks that are specific to the U.S. Certain changes in the U.S., such as a weakening of the U.S. economy or a decline in its financial markets, may have an adverse effect on U.S. issuers.

Securities Lending Risk. The Fund may engage in securities lending. Securities lending involves the risk that the Fund may lose money because the borrower of the loaned securities fails to return the securities in a timely manner or at all. The Fund could also lose money in the event of a decline in the value of collateral provided for loaned securities or a decline in the value of any investments made with cash collateral. These events could also trigger adverse tax consequences for the Fund.

Tracking Error Risk. The Fund may be subject to "tracking error," which is the divergence of the Fund's performance from that of the Underlying Index. Tracking error may occur due to a number of factors, including differences between the securities and other assets held in the Fund's portfolio and those included in the Underlying Index; differences in the timing and methodologies used to value securities and other assets; transaction costs and other expenses incurred by the Fund that the Underlying Index does not incur; the Fund's holding of uninvested cash; differences in the timing of the accrual or the valuation of dividends or interest received by the Fund or distributions paid to Fund shareholders; tax gains or losses; differences between the amount and/or timing of withholding taxes on dividends reflected in the Underlying Index from the Fund's obligation, if any, for foreign withholding taxes; the requirements for the Fund to maintain pass-through tax treatment; portfolio transactions carried out to minimize the distribution of capital gains to

shareholders; the acceptance of custom baskets; changes to the Underlying Index; and impacts to the Fund of complying with certain regulatory requirements or limits. Tracking error risk may be heightened during times of increased market volatility or other unusual market conditions. A Fund that tracks an index where high yield securities are an investment focus may experience higher tracking error than ETFs that do not track such indexes. A Fund that tracks an index with exposure to non-U.S. issuers may experience higher tracking error than ETFs that do not track such indexes.

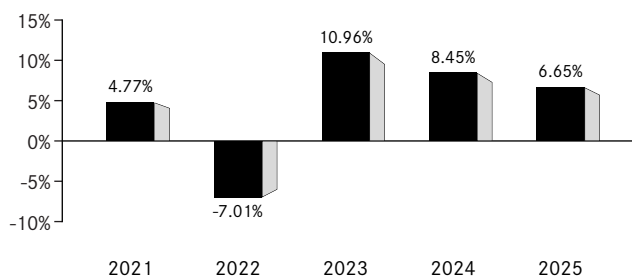
Valuation Risk. The price that the Fund could receive upon the sale (or other disposition) of a security or other asset may differ from the Fund's valuation of the security or other asset, particularly for securities or other assets that trade in low volume

or volatile markets or that are valued using a fair value methodology. The price received by the Fund also may differ from the value used by the Underlying Index. In addition, the value of the securities or other assets in the Fund's portfolio may change on days or during time periods when investors are not able to purchase or sell Fund shares. Authorized Participants that create or redeem Fund shares on days when the Fund is holding fair-valued securities or other assets may receive fewer or more shares, or lower or higher redemption proceeds, than they would have received had the securities or other assets not been fair valued or been valued using a different methodology. The ability to value investments may be impacted by technological issues or errors by pricing services or other third-party service providers.

Performance Information

The performance information below illustrates how the Fund's performance has varied over different periods and provides some indication of the risks of investing in the Fund. The bar chart shows how the performance of the Fund has varied from one calendar year to another over the periods shown. The table compares the Fund's performance to that of an appropriate broad-based securities market index and the Underlying Index. Returns assume the reinvestment of any dividends and distributions. The Fund's returns reflect the impact of any agreements to waive or reimburse expenses, which would reduce performance if not in effect. Past performance (before and after taxes) does not necessarily indicate how the Fund will perform in the future. Updated performance information, including the Fund's current NAV, may be obtained by visiting www.iShares.com or by calling 1-800-iShares (1-800-474-2737) (toll free).

Calendar Year-by-Year Returns



	<u>Return (%)</u>	<u>Period Ended</u>
During the periods shown in the chart:		
Best Quarter	4.26%	December 31, 2023
Worst Quarter	-8.13%	June 30, 2022

Average Annual Total Returns (for the periods ended December 31, 2025)

	<u>One Year</u>	<u>Five Years</u>	<u>Since Fund Inception</u>
(Inception Date: 11/10/2020)			
Return Before Taxes	6.65%	4.57%	4.82%
Return After Taxes on Distributions	3.78%	1.90%	2.17%
Return After Taxes on Distributions and Sale of Fund Shares	3.89%	2.30%	2.50%
Bloomberg U.S. Universal Index (Returns do not reflect deductions for fees, expenses or taxes)	7.58%	0.06%	0.33%
Bloomberg 2026 Term High Yield and Income Index (Returns do not reflect deductions for fees, expenses or taxes)	7.16%	4.92%	5.21%

After-tax returns in the table above are calculated using the historical highest individual U.S. federal marginal income tax rates and do not reflect the impact of state or local taxes. Actual after-tax returns depend on an investor's tax situation and may differ from those shown, and after-tax returns shown are not relevant to tax-exempt investors or investors who hold shares through tax-deferred arrangements, such as 401(k) plans or individual retirement accounts ("IRAs"). Fund returns after taxes on distributions and sales of Fund shares are calculated assuming that an investor has sufficient capital gains of the same character from other investments to offset any capital losses from the sales of Fund shares. As a result, Fund returns after taxes on distributions and sales of Fund shares may exceed Fund returns before taxes and/or returns after taxes on distributions.

Management

Investment Adviser. BlackRock Fund Advisors.

Portfolio Managers. Jonathan Graves, James Mauro and Marcus Tom (the “Portfolio Managers”) are primarily responsible for the day-to-day management of the Fund. Each Portfolio Manager supervises a portfolio management team. Mr. Graves, Mr. Mauro and Mr. Tom have been Portfolio Managers of the Fund since 2025, 2020 and 2025, respectively.

Purchase and Sale of Fund Shares

The Fund is an ETF. Individual shares of the Fund may only be bought and sold in the secondary market through a broker-dealer. Because ETF shares trade at market prices rather than at NAV, shares may trade at a price greater than NAV (a premium) or less than NAV (a discount). An investor may incur costs attributable to the difference between the highest price a buyer is willing to pay to purchase shares of the Fund (bid) and the lowest price a seller is willing to accept for shares of the Fund (ask) when buying or selling shares in the secondary market (the “bid-ask spread”).

Tax Information

The Fund intends to make distributions that may be taxable to you as ordinary income or capital gains, unless you are investing through a tax-deferred arrangement such as a 401(k) plan or an IRA, in which case, your distributions generally will be taxed when withdrawn.

Payments to Broker-Dealers and Other Financial Intermediaries

If you purchase shares of the Fund through a broker-dealer or other financial intermediary (such as a bank), BFA or other related companies may pay the intermediary for marketing activities and presentations, educational training programs, conferences, the development of technology platforms and reporting systems or other services related to the sale or promotion of the Fund. These payments may create a conflict of interest by influencing the broker-dealer or other intermediary and your salesperson to recommend the Fund over another investment. Ask your salesperson or visit your financial intermediary’s website for more information.

iSHARES[®] iBONDS[®] 2027 TERM HIGH YIELD AND INCOME ETF

Ticker: IBHG

Stock Exchange: Cboe BZX

Investment Objective

The iShares iBonds 2027 Term High Yield and Income ETF (the “Fund”) seeks to track the investment results of an index composed of U.S. dollar-denominated, high yield and other income generating corporate bonds maturing in 2027.

Fees and Expenses

The following table describes the fees and expenses that you will incur if you buy, hold and sell shares of the Fund. Amounts in the table are rounded to the nearest basis point, which in some cases may be “0.00.” The investment advisory agreement between iShares Trust (the “Trust”) and BlackRock Fund Advisors (“BFA”) (the “Investment Advisory Agreement”) provides that BFA will pay all operating expenses of the Fund, except: (i) the management fees, (ii) interest expenses, (iii) taxes, (iv) expenses incurred with respect to the acquisition and disposition of portfolio securities and the execution of portfolio transactions, including brokerage commissions, (v) distribution fees or expenses, and (vi) litigation expenses and any extraordinary expenses.

The Fund may incur “Acquired Fund Fees and Expenses.” Acquired Fund Fees and Expenses reflect the Fund’s *pro rata* share of the fees and expenses incurred indirectly by the Fund as a result of investing in other investment companies. The impact of Acquired Fund Fees and Expenses is included in the Fund’s total return but is not included in the Fund’s ratio of expenses to average net assets. Both figures are shown in the *Financial Highlights* section of the Fund’s prospectus (the “Prospectus”). BFA, the investment adviser to the Fund, has contractually agreed to waive a portion of its management fees in an amount equal to the Acquired Fund Fees and Expenses, if any, attributable to investments by the Fund in other funds advised by BFA or its affiliates through the termination date of the Fund, on or about December 15, 2027. The contractual waiver may be terminated prior to the Fund’s termination only upon the written agreement of the Trust and BFA.

You may pay other fees, such as brokerage commissions and other fees to financial intermediaries, which are not reflected in the tables and examples below.

Annual Fund Operating Expenses
(ongoing expenses that you pay each year as a
percentage of the value of your investments)

Management Fees	Distribution and Service (12b-1) Fees	Other Expenses	Acquired Fund Fees and Expenses	Total Annual Fund Operating Expenses	Fee Waiver and/or Expense Reimbursement	Total Annual Fund Operating Expenses After Fee Waiver and/or Expense Reimbursement
0.35%	None	0.00%	0.00%	0.35%	(0.00)%	0.35%

¹ Operating expenses paid by BFA under the Investment Advisory Agreement exclude Acquired Fund Fees and Expenses, if any.

Example. This Example is intended to help you compare the cost of owning shares of the Fund with the cost of investing in other funds. The Example assumes that you invest \$ 10,000 in the Fund for the time periods indicated and then sell all of your shares at the end of those periods. Fund expenses (and any applicable waivers) are calculated only through December 15, 2027 because the Fund is scheduled to cease operations and liquidate by that date. The Example also assumes that your investment has a 5% return each year and that the Fund’s operating expenses remain the same. Although your actual costs may be higher or lower, based on these assumptions, your costs would be:

<u>1 Year</u>	<u>Maturity</u>
\$36	\$66

Portfolio Turnover. The Fund may pay transaction costs, such as commissions, when it buys and sells securities (or “turns over” its portfolio). A higher portfolio turnover rate may indicate higher transaction costs and may result in higher taxes when Fund shares are held in a taxable account. These costs, which are not reflected in the Annual Fund Operating Expenses or in the Example, affect the Fund’s performance. During the most recent fiscal year, the Fund’s portfolio turnover rate was 44% of the average value of its portfolio.

Principal Investment Strategies

The Fund seeks to meet its investment objective generally by investing in component securities of the Bloomberg 2027 Term High Yield and Income Index (the “Underlying Index”). The Fund may also invest in U.S. government securities, short-term paper, cash and cash equivalents, including shares of money market funds advised by BFA or its affiliates.

The Fund is a term fund that will terminate on or about December 15, 2027, at which time it will distribute its remaining net assets to shareholders pursuant to a plan of liquidation. The Fund does not seek to return any predetermined amount at maturity or in periodic distributions. The Underlying Index is composed of U.S. dollar-denominated, taxable, fixed-rate, high yield (which are considered below investment-grade and commonly referred to as “junk bonds”) and BBB or equivalently rated (as determined by Bloomberg Index Services Limited (the “Index Provider” or “Bloomberg”)) corporate bonds scheduled to mature between January 1, 2027 and December 15, 2027, inclusive. Securities eligible for inclusion in the Underlying Index are selected from a universe of corporate issuers (e.g., industrial, financial institutions, utilities) determined by Bloomberg. As of October 31, 2025, a significant portion of the Underlying Index is represented by securities of companies in the communication services, consumer goods and services and industrial industries or sectors. The components of the Underlying Index are likely to change over time.

The bonds in the Underlying Index have \$250 million or more of outstanding face value at the time of inclusion. The non-U.S. corporate issuers included in the Underlying Index consist primarily of corporate bonds issued by companies domiciled in developed countries. The Fund will invest in non-U.S. issuers to the extent necessary for it to track the Underlying Index. Each bond included in the Underlying Index must be registered with the SEC, have been exempt from registration at issuance, or have been offered pursuant to Rule 144A under the Securities Act of 1933, as amended (the “1933 Act”). Subject to the methodology of the Underlying Index discussed below, the securities in the Underlying Index may carry a coupon that steps-up according to a predetermined schedule (i.e., the interest rate paid on such securities will increase over time). Securities are market-cap weighted within the Underlying Index, with a 3% cap typically imposed on any one issuer, and a pro rata distribution of any excess weight across the remaining issuers in the Underlying Index.

The securities in the Underlying Index are updated on the last calendar day of each month until six months before maturity, with the last rebalance date on June 30, 2027.

The Underlying Index consists of bonds chosen from two sub-indices, the Bloomberg U.S. High Yield Index (the “High Yield Index”) and the Bloomberg U.S. Corporate Index (the “Corporate Index”), both of which are stripped of securities maturing outside of the maturity range defined above. BBB-rated bonds from the Corporate Index will be introduced to the Underlying Index under the following conditions: (1) in the last 1.5 years but before the last 6 months of the Underlying Index’s term, the Underlying Index will introduce BBB-rated bonds (which are considered investment-grade) as constituent high yield bonds (which are considered *below* investment-grade) are called, no longer qualify for inclusion (due to, among other factors, sector reclassifications of issuers, changes in the credit rating of bonds included in the Underlying Index or rebalances to maintain issuer limits), or decline in value compared to a reference point set at 1.5 years from the Underlying Index’s term or (2) if, prior to the last 1.5 years remaining in the Underlying Index’s term, the market value of the high yield bonds in the Underlying Index declines below \$30 billion, the Underlying Index will add BBB-rated bonds to maintain a \$30 billion minimum market value for the Underlying Index. In the final year of the Underlying Index’s term, any principal and interest paid by index constituents is treated as follows: (1) during the first six months of the final year, the Underlying Index reinvests proceeds pro-rata into the remaining bonds in the Underlying Index, and (2) during the last six months of the final year, principal is not reinvested and is presumed to be held in cash while earning no interest.

Bonds with a clean price (i.e., the price does not include accrued interest between coupon payments) below \$60 are excluded from the Underlying Index and subject to a 3 month lock-out period before they are eligible for inclusion again at rebalance. During the final 1.5 years of the maturity of the index, bonds that fall below \$60 at rebalance will be permanently ineligible for the Underlying Index.

In addition, to be included in the Underlying Index, securities that are rated by all three of the rating agencies named below must be rated “high yield” to be selected from the High Yield Index and “BBB” to be selected from the Corporate Index. The bonds from the High Yield Index must have a rating equal to or below “Ba1”/”BB+”/”BB+” and above “CC”. The bonds from the Corporate Index must have a rating of “BBB” (or equivalent). The Index Provider will use the middle rating of Moody’s Investors Service, Inc. (“Moody’s”), Standard & Poor’s® Global Ratings, a subsidiary of S&P Global (“S&P Global Ratings”) and Fitch Ratings, Inc. (“Fitch”); when a rating from only two agencies is available, the lower is used; when only one agency rates a bond, that rating is used. In cases where ratings are not available, other sources may be used to classify bonds by investment quality.

The Fund is a series of the iShares iBonds fixed maturity series of bond ETFs sponsored by BlackRock, Inc. (“BlackRock”). The Fund does not invest in U.S. savings bonds or other U.S. government bonds (except to the extent the Fund holds cash equivalent instruments consistent with its investment objective) and is not designed to provide protection against inflation.

BFA uses an indexing approach to try to achieve the Fund’s investment objective. The Fund does not try to “beat” the index it tracks and does not seek temporary defensive positions when markets decline or appear overvalued.

Indexing may eliminate the chance that the Fund will substantially outperform the Underlying Index but also may reduce some of the risks of active management, such as poor security selection. Indexing seeks to achieve lower costs and better after-tax performance by aiming to keep portfolio turnover low in comparison to actively managed investment companies.

BFA uses a representative sampling indexing strategy to manage the Fund. "Representative sampling" is an indexing strategy that involves investing in a representative sample of securities or other instruments that collectively has an investment profile similar to that of an applicable underlying index. The instruments selected are expected to have, in the aggregate, investment characteristics (based on factors such as market value and industry weightings), fundamental characteristics (such as return variability, duration (*i.e.*, an instrument's price sensitivity to a change in interest rates), maturity or credit ratings and yield) and liquidity measures similar to those of an applicable underlying index. The Fund may or may not hold all of the components of the Underlying Index.

The Fund will invest at least 80% of its assets in the component instruments of the Underlying Index, and (except during the last twelve months of the Fund's operations) the Fund will invest at least 90% of its assets in fixed income securities of the types included in the Underlying Index that BFA believes will help the Fund track the Underlying Index. The Fund will invest no more than 10% of its assets in futures, options and swaps contracts that BFA believes will help the Fund track the Underlying Index as well as in fixed income securities other than the types included in the Underlying Index, but which BFA believes will help the Fund track the Underlying Index. Cash and cash equivalent investments associated with a derivative position will be treated as part of that position for the purposes of calculating the percentage of investments included in the Underlying Index.

In the last six months of operation, as the bonds held by the Fund mature, the proceeds may not be reinvested by the Fund in bonds but instead will be held in cash and cash equivalents. By fifteen days prior to maturity, the Underlying Index is expected to consist almost entirely of cash and cash equivalents. On or around this date, the Fund will wind up and terminate. After appropriate provision is made for any Fund liabilities, its net assets will be distributed to then-current shareholders pursuant to a plan of liquidation. The Fund's termination was approved by a majority of the Trust's Board of Trustees (the "Board") and does not require additional approval by Fund shareholders. The Board may extend the termination date if a majority of the Board determines the extension to be in the best interest of the Fund.

The Fund seeks to track the investment results of the Underlying Index before fees and expenses of the Fund. To the extent that the Fund invests in money market or similar funds, it will incur the fees and expenses of such funds.

The Fund should not be confused with a target date fund, which has assets that are managed according to a particular investment strategy that converts fund assets to conservative investments over time.

The Fund may lend securities representing up to one-third of the value of the Fund's total assets (including the value of any collateral received).

The Underlying Index is sponsored by Bloomberg, which is independent of the Fund and BFA. The Index Provider determines the composition and relative weightings of the components of the Underlying Index and publishes information regarding the market value of the Underlying Index.

Industry Concentration Policy. The Fund will concentrate its investments (*i.e.*, hold 25% or more of its total assets) in a particular industry or group of industries to approximately the same extent that the Underlying Index is concentrated. For purposes of this limitation, securities of the U.S. government (including its agencies and instrumentalities), repurchase agreements collateralized by U.S. government securities, and securities of state or municipal governments and their political subdivisions are not considered to be issued by members of any industry.

Summary of Principal Risks

As with any investment, you could lose all or part of your investment in the Fund, and the Fund's performance could trail that of other investments. The Fund is subject to certain risks, including the principal risks noted below, any of which may adversely affect the Fund's net asset value per share ("NAV"), trading price, yield, total return and ability to meet its investment objective. Certain key risks are prioritized below (with others following in alphabetical order), but the relative significance of any risk is difficult to predict and may change over time. You should review each risk factor carefully.

High Yield Securities Risk. Debt securities that are rated below investment grade (commonly referred to as "junk bonds") and debt securities that are unrated are generally considered to be speculative. Compared to higher-quality debt securities, high yield securities are subject to a greater risk of default, illiquidity, price volatility and valuation uncertainty. Such investments may be subject to additional risks including subordination to other creditors, no collateral or limited rights in collateral, lack of a regular trading market, prepayment risk, and lack of publicly available information.

Credit Risk. Credit risk is the risk that an issuer, guarantor or liquidity provider of a fixed-income security may be unable or unwilling, or may be perceived as unable or unwilling, to make timely principal and/or interest payments or to otherwise honor its obligations. The credit rating assigned to a security or its issuer does not necessarily reflect the issuer's current financial condition or an investment's volatility or liquidity. An actual or perceived decline in an issuer's creditworthiness may result in a decrease in the value and liquidity of its securities as well as greater price volatility, which may make it difficult to sell the securities. The Fund may be adversely affected if an investment that it holds experiences a downgrade or a default.

Income Risk. The Fund's income may decline due to falling interest rates or other factors. This can occur because the Fund may be required to invest in lower-yielding bonds when a bond in the Fund's portfolio matures, is near maturity, is called or is prepaid, when bonds in the Underlying Index are substituted, or when the Fund otherwise needs to purchase additional bonds. The Index Provider's substitution of bonds in the Underlying Index may occur, for example, when the time to maturity for the bond no longer matches the Underlying Index's stated maturity guidelines.

Market Risk. The Fund could lose money over short periods due to short-term market movements and over longer periods during more prolonged market downturns. Local, regional or global events such as war, acts of terrorism, pandemics or other public health issues, recessions, the prospect or occurrence of a sovereign default or other financial crisis, or other events could have a significant impact on the Fund and its investments and could result in increased premiums or discounts to the Fund's NAV.

Index-Related Risk. The Index Provider may rely on various sources of information to assess the criteria of components of the Underlying Index, including information that may be based on assumptions and estimates. Neither the Fund nor BFA can offer assurances that the Index Provider's methodology or sources of information will provide an accurate assessment of included components or will result in the Fund meeting its investment objective. Errors in index data, index computations or the construction of the Underlying Index in accordance with its methodology may occur, and the Index Provider may not identify or correct them promptly or at all, which may have an adverse impact on the Fund and its shareholders. Unusual market conditions or other unforeseen circumstances (such as natural disasters, political unrest or war) may impact the Index Provider or a third-party data provider and could cause the Index Provider to postpone a scheduled rebalance. This could cause the Underlying Index to vary from its normal or expected composition.

Asset Class Risk. The securities and other assets in the Underlying Index or in the Fund's portfolio may underperform in comparison to financial markets generally, a particular financial market, another index, or other asset classes.

Authorized Participant Concentration Risk. An "Authorized Participant" is a member or participant of a clearing agency registered with the SEC, which has a written agreement with the Fund or one of its service providers that allows the Authorized Participant to place orders for the purchase and redemption of creation units ("Creation Units"). Only an Authorized Participant may engage in creation or redemption transactions directly with the Fund. There are a limited number of institutions that may act as Authorized Participants for the Fund, including on an agency basis on behalf of other market participants. No Authorized Participant is obligated to engage in creation or redemption transactions. To the extent that Authorized Participants exit the business or do not place creation or redemption orders for the Fund and no other Authorized Participant places orders, Fund shares are more likely to trade at a premium or discount to NAV and possibly face trading halts or delisting.

Call Risk. During periods of falling interest rates, an issuer of a callable debt obligation held by the Fund may "call" or repay the debt obligation before its stated maturity, and the Fund may have to reinvest the proceeds in instruments with lower yields, which would result in a decline in the Fund's income, or in instruments with greater risks or with other less favorable features.

Communications Companies Risk. Companies in the communications industry ("communications companies") include telecommunications and media companies. Communications companies face risks related to cybersecurity incidents, data breaches, new technologies, substantial capital requirements, government regulation, cyclicity of revenues and earnings,

obsolescence of products and services, and changes in consumer preferences and expectations, among other things.

Concentration Risk. The Fund may be susceptible to an increased risk of loss, including losses due to adverse events that affect the Fund's investments more than the market as a whole, to the extent that the Fund's investments are concentrated in the securities or other assets of one or more issuers, countries or other geographic units, markets, industries, project types, or asset classes.

Consumer Goods and Services Companies Risk. Consumer goods and services companies face risks related to changes in consumer preferences and disposable income, commodity prices, government regulation, supply chain disruptions, damage to brand or reputation, economic slowdown and labor shortages, among other things.

Declining Yield Risk. In the months leading up to the Fund's planned termination date, the Fund's yield may move toward prevailing money market rates and may be lower than the yields of the bonds previously held by the Fund and lower than prevailing yields for bonds in the market.

Fluctuation of Yield and Liquidation Amount Risk. The Fund, unlike a direct investment in a bond that has a level coupon payment and a fixed payment at maturity, will make distributions of income that vary over time. It is expected that an investment in the Fund, if held through maturity, will produce aggregate returns comparable to a direct investment in a group of bonds of similar credit quality and maturity. Unlike a direct investment in bonds, the breakdown of returns between Fund distributions and liquidation proceeds are not predictable at the time of your investment. For example, at times during the Fund's existence it may make distributions at a greater (or lesser) rate than the coupon payments received on the Fund's portfolio, which would result in the Fund returning a lesser (or greater) amount on liquidation than would otherwise be the case. The rate of Fund distribution payments may adversely affect the tax characterization of your returns from an investment in the Fund relative to a direct investment in bonds. If the amount you receive as liquidation proceeds upon the Fund's termination is higher or lower than your cost basis, you may experience a gain or loss for tax purposes.

Illiquid Investments Risk. An illiquid investment is any investment that the Fund reasonably expects cannot be sold or disposed of in current market conditions in seven calendar days or less without significantly changing the market value of the investment. To the extent the Fund holds illiquid investments, the illiquid investments may reduce its returns because the Fund may be unable to transact at advantageous times or prices. In addition, if the Fund is limited in its ability to sell illiquid investments during periods when shareholders are redeeming their shares, it will need to sell liquid securities to meet redemption requests and illiquid securities will become a larger portion of the Fund's holdings. During periods of market volatility, liquidity in the market for Fund shares may be impacted by the liquidity in the market for the underlying securities or other assets held by the Fund, which could lead to Fund shares trading at a premium or discount to the Fund's NAV.

Industrial Companies Risk. Industrial companies face a number of risks, including supply chain and distribution disruptions, business interruptions, product obsolescence, third-party vendor risks, cyber attacks, trade disputes, product recalls, liability claims, scarcity of materials or parts, excess capacity, changes in consumer preferences, and volatility in commodity prices and currencies. The performance of such companies may also be affected by technological developments, labor relations, legislative and regulatory changes, government spending policies, and changes in domestic and international economies.

Interest Rate Risk. Interest rate risk refers to the risk of fluctuations in the value of a fixed-income security due to changes in the general level of interest rates. Interest rate changes can be sudden and unpredictable and are influenced by a number of factors, including government policy, monetary policy, inflation expectations, perceptions of risk, and supply and demand for fixed-income securities. An increase in interest rates generally will cause the value of fixed-income securities to decline. Securities with longer maturities generally are more sensitive to interest rate changes and subject to greater fluctuations in value. Changes in interest rates may have unpredictable effects on fixed-income markets and result in heightened volatility and lower liquidity for certain instruments, which may adversely affect a Fund's performance. During periods of very low or negative interest rates, a Fund may be unable to maintain positive returns or pay dividends to shareholders.

Issuer Risk. The performance of the Fund depends on the performance of individual securities or other assets to which the Fund has exposure. The value of securities or other assets may decline, or perform differently from the market as a whole, due to changes in the financial condition or credit rating of the issuer or counterparty.

Management Risk. The Fund generally does not attempt to take defensive positions under any market conditions, including declining markets. As the Fund will not fully replicate the Underlying Index and may hold securities or other assets not included in the Underlying Index, it is subject to the risk that the investment strategy of BFA may not produce the intended results. There is no guarantee that the Fund's investment results will have a high degree of correlation to those of the Underlying Index or that the Fund will achieve its investment objective.

Market Trading Risk. The Fund faces numerous market trading risks, including the potential lack of an active market for Fund shares (including through a trading halt), losses from trading in secondary markets, periods of high volatility, and disruptions in the process of creating and redeeming Fund shares. Any of these factors, among others, may lead to the Fund's shares trading in the secondary market at a premium or discount to NAV or to the intraday value of the Fund's portfolio holdings. If you buy Fund shares at a time when the market price is at a premium to NAV or sell Fund shares at a time when the market price is at a discount to NAV, you may pay significantly more or receive significantly less than the underlying value of the Fund shares.

Operational and Technology Risks. The Fund is directly and indirectly susceptible to operational and technology risks, including those related to human errors, processing errors, communication errors, systems failures, cybersecurity incidents, and the use of artificial intelligence and machine learning ("AI"),

which may result in losses for the Fund and its shareholders or may impair the Fund's operations. While the Fund's service providers are required to have appropriate operational, information security and cybersecurity risk management policies and procedures, their methods of risk management may differ from those of the Fund. Operational and technology risks for the issuers in which the Fund invests could also result in material adverse consequences for such issuers and may cause the Fund's investments in such issuers to lose value.

Privately Issued Securities Risk. Privately issued securities are securities that have not been registered under the 1933 Act. Such securities typically are subject to legal restrictions on resale and generally are not traded in established public markets. As a result, privately issued securities may be deemed to be illiquid investments, may be more difficult to value than publicly traded securities, may be subject to wide fluctuations in value and may have higher transaction costs. There can be no assurance that a trading market will exist at any time for any particular privately issued security. Difficulty in selling such securities at a desirable time or price may result in a loss to the Fund.

Reinvestment Risk. The Fund may invest a portion of its assets in short-term fixed-income instruments and, as a result, may be adversely affected if interest rates fall because it may have to invest in lower-yielding instruments as bonds in the Fund's portfolio mature.

Risk of Investing in the U.S. Investing in U.S. issuers subjects the Fund to legal, regulatory, political, currency, security, and economic risks that are specific to the U.S. Certain changes in the U.S., such as a weakening of the U.S. economy or a decline in its financial markets, may have an adverse effect on U.S. issuers.

Securities Lending Risk. The Fund may engage in securities lending. Securities lending involves the risk that the Fund may lose money because the borrower of the loaned securities fails to return the securities in a timely manner or at all. The Fund could also lose money in the event of a decline in the value of collateral provided for loaned securities or a decline in the value of any investments made with cash collateral. These events could also trigger adverse tax consequences for the Fund.

Tracking Error Risk. The Fund may be subject to "tracking error," which is the divergence of the Fund's performance from that of the Underlying Index. Tracking error may occur due to a number of factors, including differences between the securities and other assets held in the Fund's portfolio and those included in the Underlying Index; differences in the timing and methodologies used to value securities and other assets; transaction costs and other expenses incurred by the Fund that the Underlying Index does not incur; the Fund's holding of uninvested cash; differences in the timing of the accrual or the valuation of dividends or interest received by the Fund or distributions paid to Fund shareholders; tax gains or losses; differences between the amount and/or timing of withholding taxes on dividends reflected in the Underlying Index from the Fund's obligation, if any, for foreign withholding taxes; the requirements for the Fund to maintain pass-through tax treatment; portfolio transactions carried out to minimize the distribution of capital gains to shareholders; the acceptance of custom baskets; changes to the Underlying Index; and impacts to the Fund of complying with certain regulatory requirements or limits. Tracking error risk may

be heightened during times of increased market volatility or other unusual market conditions. A Fund that tracks an index where high yield securities are an investment focus may experience higher tracking error than ETFs that do not track such indexes. A Fund that tracks an index with exposure to non-U.S. issuers may experience higher tracking error than ETFs that do not track such indexes.

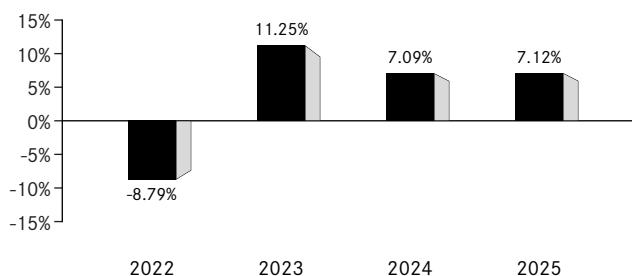
Valuation Risk. The price that the Fund could receive upon the sale (or other disposition) of a security or other asset may differ from the Fund's valuation of the security or other asset, particularly for securities or other assets that trade in low volume or volatile markets or that are valued using a fair value

methodology. The price received by the Fund also may differ from the value used by the Underlying Index. In addition, the value of the securities or other assets in the Fund's portfolio may change on days or during time periods when investors are not able to purchase or sell Fund shares. Authorized Participants that create or redeem Fund shares on days when the Fund is holding fair-valued securities or other assets may receive fewer or more shares, or lower or higher redemption proceeds, than they would have received had the securities or other assets not been fair valued or been valued using a different methodology. The ability to value investments may be impacted by technological issues or errors by pricing services or other third-party service providers.

Performance Information

The performance information below illustrates how the Fund's performance has varied over different periods and provides some indication of the risks of investing in the Fund. The bar chart shows how the performance of the Fund has varied from one calendar year to another over the periods shown. The table compares the Fund's performance to that of an appropriate broad-based securities market index and the Underlying Index. Returns assume the reinvestment of any dividends and distributions. The Fund's returns reflect the impact of any agreements to waive or reimburse expenses, which would reduce performance if not in effect. Past performance (before and after taxes) does not necessarily indicate how the Fund will perform in the future. Updated performance information, including the Fund's current NAV, may be obtained by visiting www.iShares.com or by calling 1-800-iShares (1-800-474-2737) (toll free).

Calendar Year-by-Year Returns



	<u>Return (%)</u>	<u>Period Ended</u>
During the periods shown in the chart:		
Best Quarter	5.87%	December 31, 2023
Worst Quarter	-9.83%	June 30, 2022

Average Annual Total Returns (for the periods ended December 31, 2025)

	<u>One Year</u>	<u>Since Fund Inception</u>
(Inception Date: 7/7/2021)		
Return Before Taxes	7.12%	3.66%
Return After Taxes on Distributions	4.39%	1.09%
Return After Taxes on Distributions and Sale of Fund Shares	4.17%	1.64%
Bloomberg U.S. Universal Index (Returns do not reflect deductions for fees, expenses or taxes)	7.58%	0.19%
Bloomberg 2027 Term High Yield and Income Index (Returns do not reflect deductions for fees, expenses or taxes)	7.42%	3.93%

After-tax returns in the table above are calculated using the historical highest individual U.S. federal marginal income tax rates and do not reflect the impact of state or local taxes. Actual after-tax returns depend on an investor's tax situation and may differ from those shown, and after-tax returns shown are not relevant to tax-exempt investors or investors who hold shares through tax-deferred arrangements, such as 401(k) plans or individual retirement accounts ("IRAs"). Fund returns after taxes on distributions and sales of Fund shares are calculated assuming that an investor has sufficient capital gains of the same character from other investments to offset any capital losses from the sales of Fund shares. As a result, Fund returns after taxes on distributions and sales of Fund shares may exceed Fund returns before taxes and/or returns after taxes on distributions.

Management

Investment Adviser. BlackRock Fund Advisors.

Portfolio Managers. Jonathan Graves, James Mauro and Marcus Tom (the “Portfolio Managers”) are primarily responsible for the day-to-day management of the Fund. Each Portfolio Manager supervises a portfolio management team. Mr. Graves, Mr. Mauro and Mr. Tom have been Portfolio Managers of the Fund since 2025, 2021 and 2025, respectively.

Purchase and Sale of Fund Shares

The Fund is an ETF. Individual shares of the Fund may only be bought and sold in the secondary market through a broker-dealer. Because ETF shares trade at market prices rather than at NAV, shares may trade at a price greater than NAV (a premium) or less than NAV (a discount). An investor may incur costs attributable to the difference between the highest price a buyer is willing to pay to purchase shares of the Fund (bid) and the lowest price a seller is willing to accept for shares of the Fund (ask) when buying or selling shares in the secondary market (the “bid-ask spread”).

Tax Information

The Fund intends to make distributions that may be taxable to you as ordinary income or capital gains, unless you are investing through a tax-deferred arrangement such as a 401(k) plan or an IRA, in which case, your distributions generally will be taxed when withdrawn.

Payments to Broker-Dealers and Other Financial Intermediaries

If you purchase shares of the Fund through a broker-dealer or other financial intermediary (such as a bank), BFA or other related companies may pay the intermediary for marketing activities and presentations, educational training programs, conferences, the development of technology platforms and reporting systems or other services related to the sale or promotion of the Fund. These payments may create a conflict of interest by influencing the broker-dealer or other intermediary and your salesperson to recommend the Fund over another investment. Ask your salesperson or visit your financial intermediary’s website for more information.

iSHARES[®] iBONDS[®] 2028 TERM HIGH YIELD AND INCOME ETF

Ticker: IBHH

Stock Exchange: Cboe BZX

Investment Objective

The iShares iBonds 2028 Term High Yield and Income ETF (the “Fund”) seeks to track the investment results of an index composed of U.S. dollar-denominated, high yield and other income generating corporate bonds maturing in 2028.

Fees and Expenses

The following table describes the fees and expenses that you will incur if you buy, hold and sell shares of the Fund. Amounts in the table are rounded to the nearest basis point, which in some cases may be “0.00.” The investment advisory agreement between iShares Trust (the “Trust”) and BlackRock Fund Advisors (“BFA”) (the “Investment Advisory Agreement”) provides that BFA will pay all operating expenses of the Fund, except: (i) the management fees, (ii) interest expenses, (iii) taxes, (iv) expenses incurred with respect to the acquisition and disposition of portfolio securities and the execution of portfolio transactions, including brokerage commissions, (v) distribution fees or expenses, and (vi) litigation expenses and any extraordinary expenses.

The Fund may incur “Acquired Fund Fees and Expenses.” Acquired Fund Fees and Expenses reflect the Fund’s *pro rata* share of the fees and expenses incurred indirectly by the Fund as a result of investing in other investment companies. The impact of Acquired Fund Fees and Expenses is included in the Fund’s total return but is not included in the Fund’s ratio of expenses to average net assets. Both figures are shown in the *Financial Highlights* section of the Fund’s prospectus (the “Prospectus”). BFA, the investment adviser to the Fund, has contractually agreed to waive a portion of its management fees in an amount equal to the Acquired Fund Fees and Expenses, if any, attributable to investments by the Fund in other funds advised by BFA or its affiliates through the termination date of the Fund, on or about December 15, 2028. The contractual waiver may be terminated prior to the Fund’s termination only upon the written agreement of the Trust and BFA.

You may pay other fees, such as brokerage commissions and other fees to financial intermediaries, which are not reflected in the tables and examples below.

Annual Fund Operating Expenses (ongoing expenses that you pay each year as a percentage of the value of your investments)						
Management Fees	Distribution and Service (12b-1) Fees	Other Expenses	Acquired Fund Fees and Expenses	Total Annual Fund Operating Expenses	Fee Waiver and/or Expense Reimbursement	Total Annual Fund Operating Expenses After Fee Waiver and/or Expense Reimbursement
0.35%	None	0.00%	0.00%	0.35%	(0.00)%	0.35%

¹ Operating expenses paid by BFA under the Investment Advisory Agreement exclude Acquired Fund Fees and Expenses, if any.

Example. This Example is intended to help you compare the cost of owning shares of the Fund with the cost of investing in other funds. The Example assumes that you invest \$ 10,000 in the Fund for the time periods indicated and then sell all of your shares at the end of those periods. Fund expenses (and any applicable waivers) are calculated only through December 15, 2028 because the Fund is scheduled to cease operations and liquidate by that date. The Example also assumes that your investment has a 5% return each year and that the Fund’s operating expenses remain the same. Although your actual costs may be higher or lower, based on these assumptions, your costs would be:

<u>1 Year</u>	<u>Maturity</u>
\$36	\$105

Portfolio Turnover. The Fund may pay transaction costs, such as commissions, when it buys and sells securities (or “turns over” its portfolio). A higher portfolio turnover rate may indicate higher transaction costs and may result in higher taxes when Fund shares are held in a taxable account. These costs, which are not reflected in the Annual Fund Operating Expenses or in the Example, affect the Fund’s performance. During the most recent fiscal year, the Fund’s portfolio turnover rate was 23% of the average value of its portfolio.

Principal Investment Strategies

The Fund seeks to meet its investment objective generally by investing in component securities of the Bloomberg 2028 Term High Yield and Income Index (the “Underlying Index”). The Fund may also invest in U.S. government securities, short-term paper, cash and cash equivalents, including shares of money market funds advised by BFA or its affiliates.

The Fund is a term fund that will terminate on or about December 15, 2028, at which time it will distribute its remaining net assets to shareholders pursuant to a plan of liquidation. The Fund does not seek to return any predetermined amount at maturity or in periodic distributions. The Underlying Index is composed of U.S. dollar denominated, taxable, fixed-rate, high yield (which are considered below investment-grade and commonly referred to as “junk bonds”) and BBB or equivalently rated (as determined by Bloomberg Index Services Limited (the “Index Provider” or “Bloomberg”)) corporate bonds scheduled to mature between January 1, 2028 and December 15, 2028, inclusive. As of October 31, 2025, the Underlying Index includes approximately 284 component securities. Securities eligible for inclusion in the Underlying Index are selected from a universe of corporate issuers (e.g., industrial, financial institutions, utilities) determined by Bloomberg. As of October 31, 2025, a significant portion of the Underlying Index is represented by securities of companies in the consumer goods and services and industrial industries or sectors. The components of the Underlying Index are likely to change over time.

The bonds in the Underlying Index have \$250 million or more of outstanding face value at the time of inclusion. The non-U.S. corporate issuers included in the Underlying Index consist primarily of corporate bonds issued by companies domiciled in developed countries. The Fund will invest in non-U.S. issuers to the extent necessary for it to track the Underlying Index. Each bond included in the Underlying Index must be registered with the SEC, have been exempt from registration at issuance, or have been offered pursuant to Rule 144A under the Securities Act of 1933, as amended (the “1933 Act”). Subject to the methodology of the Underlying Index discussed below, the securities in the Underlying Index may carry a coupon that steps-up according to a predetermined schedule (i.e., the interest rate paid on such securities will increase over time). Securities are market-cap weighted within the Underlying Index, with a 3% cap typically imposed on any one issuer, and a pro rata distribution of any excess weight across the remaining issuers in the Underlying Index.

The securities in the Underlying Index are updated on the last calendar day of each month until six months before maturity, with the last rebalance date on June 30, 2028.

The Underlying Index consists of bonds chosen from two sub-indices, the Bloomberg U.S. High Yield Index (the “High Yield Index”) and the Bloomberg U.S. Corporate Index (the “Corporate Index”), both of which are stripped of securities maturing outside of the maturity range defined above. BBB-rated bonds from the Corporate Index will be introduced to the Underlying Index under the following conditions: (1) in the last 1.5 years but before the last 6 months of the Underlying Index’s term, the Underlying Index will introduce BBB-rated bonds (which are considered investment-grade) as constituent high yield bonds (which are considered below investment-grade) are called, no longer qualify for inclusion (due to, among other factors, sector reclassifications of issuers, changes in the credit rating of bonds included in the Underlying Index or rebalances to maintain issuer limits), or decline in value compared to a reference point set at 1.5 years from the Underlying Index’s term or (2) if, prior to the last 1.5 years remaining in the Underlying Index’s term, the market value of the high yield bonds in the Underlying Index declines below \$30 billion, the Underlying Index will add BBB-rated bonds to maintain a \$30 billion minimum market value for the Underlying Index. In the final year of the Underlying Index’s term, any principal and interest paid by index constituents is treated as follows: (1) during the first six months of the final year, the Underlying Index reinvests proceeds pro-rata into the remaining bonds in the Underlying Index, and (2) during the last six months of the final year, principal is not reinvested and is presumed to be held in cash while earning no interest.

Bonds with a clean price (i.e., the price does not include accrued interest between coupon payments) below \$60 are excluded from the Underlying Index and subject to a 3 month lock-out period before they are eligible for inclusion again at rebalance. During the final 1.5 years of the maturity of the index, bonds that fall below \$60 at rebalance will be permanently ineligible for the Underlying Index.

In addition, to be included in the Underlying Index, securities that are rated by all three of the rating agencies named below must be rated “high yield” to be selected from the High Yield Index and “BBB” to be selected from the Corporate Index. The bonds from the High Yield Index must have a rating equal to or below “Ba1”/”BB+”/”BB+” and above “CC”. The bonds from the Corporate Index must have a rating of “BBB” (or equivalent). The Index Provider will use the middle rating of Moody’s Investors Service, Inc. (“Moody’s”), Standard & Poor’s® Global Ratings, a subsidiary of S&P Global (“S&P Global Ratings”) and Fitch Ratings, Inc. (“Fitch”); when a rating from only two agencies is available, the lower is used; when only one agency rates a bond, that rating is used. In cases where ratings are not available, other sources may be used to classify bonds by investment quality.

The Fund is a series of the iShares iBonds fixed maturity series of bond ETFs sponsored by BlackRock, Inc. (“BlackRock”). The Fund does not invest in U.S. savings bonds or other U.S. government bonds (except to the extent the Fund holds cash equivalent instruments consistent with its investment objective) and is not designed to provide protection against inflation.

BFA uses an indexing approach to try to achieve the Fund’s investment objective. The Fund does not try to “beat” the index it tracks and does not seek temporary defensive positions when markets decline or appear overvalued.

Indexing may eliminate the chance that the Fund will substantially outperform the Underlying Index but also may reduce some of the risks of active management, such as poor security selection. Indexing seeks to achieve lower costs and better after-tax performance by aiming to keep portfolio turnover low in comparison to actively managed investment companies.

BFA uses a representative sampling indexing strategy to manage the Fund. "Representative sampling" is an indexing strategy that involves investing in a representative sample of securities or other instruments that collectively has an investment profile similar to that of an applicable underlying index. The instruments selected are expected to have, in the aggregate, investment characteristics (based on factors such as market value and industry weightings), fundamental characteristics (such as return variability, duration (*i.e.*, an instrument's price sensitivity to a change in interest rates), maturity or credit ratings and yield) and liquidity measures similar to those of an applicable underlying index. The Fund may or may not hold all of the components of the Underlying Index.

The Fund will invest at least 80% of its assets in the component instruments of the Underlying Index, and (except during the last twelve months of the Fund's operations) the Fund will invest at least 90% of its assets in fixed income securities of the types included in the Underlying Index that BFA believes will help the Fund track the Underlying Index. The Fund will invest no more than 10% of its assets in futures, options and swaps contracts that BFA believes will help the Fund track the Underlying Index as well as in fixed income securities other than the types included in the Underlying Index, but which BFA believes will help the Fund track the Underlying Index. Cash and cash equivalent investments associated with a derivative position will be treated as part of that position for the purposes of calculating the percentage of investments included in the Underlying Index.

In the last six months of operation, as the bonds held by the Fund mature, the proceeds may not be reinvested by the Fund in bonds but instead will be held in cash and cash equivalents. By fifteen days prior to maturity, the Underlying Index is expected to consist almost entirely of cash and cash equivalents. On or around this date, the Fund will wind up and terminate. After appropriate provision is made for any Fund liabilities, its net assets will be distributed to then-current shareholders pursuant to a plan of liquidation. The Fund's termination was approved by a majority of the Trust's Board of Trustees (the "Board") and does not require additional approval by Fund shareholders. The Board may extend the termination date if a majority of the Board determines the extension to be in the best interest of the Fund.

The Fund seeks to track the investment results of the Underlying Index before fees and expenses of the Fund. To the extent that the Fund invests in money market or similar funds, it will incur the fees and expenses of such funds.

The Fund should not be confused with a target date fund, which has assets that are managed according to a particular investment strategy that converts fund assets to conservative investments over time.

The Fund may lend securities representing up to one-third of the value of the Fund's total assets (including the value of any collateral received).

The Underlying Index is sponsored by Bloomberg, which is independent of the Fund and BFA. The Index Provider determines the composition and relative weightings of the components of the Underlying Index and publishes information regarding the market value of the Underlying Index.

Industry Concentration Policy. The Fund will concentrate its investments (*i.e.*, hold 25% or more of its total assets) in a particular industry or group of industries to approximately the same extent that the Underlying Index is concentrated. For purposes of this limitation, securities of the U.S. government (including its agencies and instrumentalities), repurchase agreements collateralized by U.S. government securities, and securities of state or municipal governments and their political subdivisions are not considered to be issued by members of any industry.

Summary of Principal Risks

As with any investment, you could lose all or part of your investment in the Fund, and the Fund's performance could trail that of other investments. The Fund is subject to certain risks, including the principal risks noted below, any of which may adversely affect the Fund's net asset value per share ("NAV"), trading price, yield, total return and ability to meet its investment objective. Certain key risks are prioritized below (with others following in alphabetical order), but the relative significance of any risk is difficult to predict and may change over time. You should review each risk factor carefully.

High Yield Securities Risk. Debt securities that are rated below investment grade (commonly referred to as "junk bonds") and debt securities that are unrated are generally considered to be speculative. Compared to higher-quality debt securities, high yield securities are subject to a greater risk of default, illiquidity, price volatility and valuation uncertainty. Such investments may be subject to additional risks including subordination to other creditors, no collateral or limited rights in collateral, lack of a regular trading market, prepayment risk, and lack of publicly available information.

Credit Risk. Credit risk is the risk that an issuer, guarantor or liquidity provider of a fixed-income security may be unable or unwilling, or may be perceived as unable or unwilling, to make timely principal and/or interest payments or to otherwise honor its obligations. The credit rating assigned to a security or its issuer does not necessarily reflect the issuer's current financial condition or an investment's volatility or liquidity. An actual or perceived decline in an issuer's creditworthiness may result in a decrease in the value and liquidity of its securities as well as greater price volatility, which may make it difficult to sell the securities. The Fund may be adversely affected if an investment that it holds experiences a downgrade or a default.

Income Risk. The Fund's income may decline due to falling interest rates or other factors. This can occur because the Fund may be required to invest in lower-yielding bonds when a bond in the Fund's portfolio matures, is near maturity, is called or is prepaid, when bonds in the Underlying Index are substituted, or when the Fund otherwise needs to purchase additional bonds. The Index Provider's substitution of bonds in the Underlying Index may occur, for example, when the time to maturity for the bond no longer matches the Underlying Index's stated maturity guidelines.

Market Risk. The Fund could lose money over short periods due to short-term market movements and over longer periods during more prolonged market downturns. Local, regional or global events such as war, acts of terrorism, pandemics or other public health issues, recessions, the prospect or occurrence of a sovereign default or other financial crisis, or other events could have a significant impact on the Fund and its investments and could result in increased premiums or discounts to the Fund's NAV.

Index-Related Risk. The Index Provider may rely on various sources of information to assess the criteria of components of the Underlying Index, including information that may be based on assumptions and estimates. Neither the Fund nor BFA can offer assurances that the Index Provider's methodology or sources of information will provide an accurate assessment of included components or will result in the Fund meeting its investment objective. Errors in index data, index computations or the construction of the Underlying Index in accordance with its methodology may occur, and the Index Provider may not identify or correct them promptly or at all, which may have an adverse impact on the Fund and its shareholders. Unusual market conditions or other unforeseen circumstances (such as natural disasters, political unrest or war) may impact the Index Provider or a third-party data provider and could cause the Index Provider to postpone a scheduled rebalance. This could cause the Underlying Index to vary from its normal or expected composition.

Asset Class Risk. The securities and other assets in the Underlying Index or in the Fund's portfolio may underperform in comparison to financial markets generally, a particular financial market, another index, or other asset classes.

Authorized Participant Concentration Risk. An "Authorized Participant" is a member or participant of a clearing agency registered with the SEC, which has a written agreement with the Fund or one of its service providers that allows the Authorized Participant to place orders for the purchase and redemption of creation units ("Creation Units"). Only an Authorized Participant may engage in creation or redemption transactions directly with the Fund. There are a limited number of institutions that may act as Authorized Participants for the Fund, including on an agency basis on behalf of other market participants. No Authorized Participant is obligated to engage in creation or redemption transactions. To the extent that Authorized Participants exit the business or do not place creation or redemption orders for the Fund and no other Authorized Participant places orders, Fund shares are more likely to trade at a premium or discount to NAV and possibly face trading halts or delisting.

Call Risk. During periods of falling interest rates, an issuer of a callable debt obligation held by the Fund may "call" or repay the debt obligation before its stated maturity, and the Fund may have to reinvest the proceeds in instruments with lower yields, which would result in a decline in the Fund's income, or in instruments with greater risks or with other less favorable features.

Concentration Risk. The Fund may be susceptible to an increased risk of loss, including losses due to adverse events that affect the Fund's investments more than the market as a whole, to the extent that the Fund's investments are concentrated in the securities or other assets of one or more issuers, countries or

other geographic units, markets, industries, project types, or asset classes.

Consumer Goods and Services Companies Risk. Consumer goods and services companies face risks related to changes in consumer preferences and disposable income, commodity prices, government regulation, supply chain disruptions, damage to brand or reputation, economic slowdown and labor shortages, among other things.

Declining Yield Risk. In the months leading up to the Fund's planned termination date, the Fund's yield may move toward prevailing money market rates and may be lower than the yields of the bonds previously held by the Fund and lower than prevailing yields for bonds in the market.

Fluctuation of Yield and Liquidation Amount Risk. The Fund, unlike a direct investment in a bond that has a level coupon payment and a fixed payment at maturity, will make distributions of income that vary over time. It is expected that an investment in the Fund, if held through maturity, will produce aggregate returns comparable to a direct investment in a group of bonds of similar credit quality and maturity. Unlike a direct investment in bonds, the breakdown of returns between Fund distributions and liquidation proceeds are not predictable at the time of your investment. For example, at times during the Fund's existence it may make distributions at a greater (or lesser) rate than the coupon payments received on the Fund's portfolio, which would result in the Fund returning a lesser (or greater) amount on liquidation than would otherwise be the case. The rate of Fund distribution payments may adversely affect the tax characterization of your returns from an investment in the Fund relative to a direct investment in bonds. If the amount you receive as liquidation proceeds upon the Fund's termination is higher or lower than your cost basis, you may experience a gain or loss for tax purposes.

Illiquid Investments Risk. An illiquid investment is any investment that the Fund reasonably expects cannot be sold or disposed of in current market conditions in seven calendar days or less without significantly changing the market value of the investment. To the extent the Fund holds illiquid investments, the illiquid investments may reduce its returns because the Fund may be unable to transact at advantageous times or prices. In addition, if the Fund is limited in its ability to sell illiquid investments during periods when shareholders are redeeming their shares, it will need to sell liquid securities to meet redemption requests and illiquid securities will become a larger portion of the Fund's holdings. During periods of market volatility, liquidity in the market for Fund shares may be impacted by the liquidity in the market for the underlying securities or other assets held by the Fund, which could lead to Fund shares trading at a premium or discount to the Fund's NAV.

Industrial Companies Risk. Industrial companies face a number of risks, including supply chain and distribution disruptions, business interruptions, product obsolescence, third-party vendor risks, cyber attacks, trade disputes, product recalls, liability claims, scarcity of materials or parts, excess capacity, changes in consumer preferences, and volatility in commodity prices and currencies. The performance of such companies may also be affected by technological developments, labor relations,

legislative and regulatory changes, government spending policies, and changes in domestic and international economies.

Interest Rate Risk. Interest rate risk refers to the risk of fluctuations in the value of a fixed-income security due to changes in the general level of interest rates. Interest rate changes can be sudden and unpredictable and are influenced by a number of factors, including government policy, monetary policy, inflation expectations, perceptions of risk, and supply and demand for fixed-income securities. An increase in interest rates generally will cause the value of fixed-income securities to decline. Securities with longer maturities generally are more sensitive to interest rate changes and subject to greater fluctuations in value. Changes in interest rates may have unpredictable effects on fixed-income markets and result in heightened volatility and lower liquidity for certain instruments, which may adversely affect a Fund's performance. During periods of very low or negative interest rates, a Fund may be unable to maintain positive returns or pay dividends to shareholders.

Issuer Risk. The performance of the Fund depends on the performance of individual securities or other assets to which the Fund has exposure. The value of securities or other assets may decline, or perform differently from the market as a whole, due to changes in the financial condition or credit rating of the issuer or counterparty.

Management Risk. The Fund generally does not attempt to take defensive positions under any market conditions, including declining markets. As the Fund will not fully replicate the Underlying Index and may hold securities or other assets not included in the Underlying Index, it is subject to the risk that the investment strategy of BFA may not produce the intended results. There is no guarantee that the Fund's investment results will have a high degree of correlation to those of the Underlying Index or that the Fund will achieve its investment objective.

Market Trading Risk. The Fund faces numerous market trading risks, including the potential lack of an active market for Fund shares (including through a trading halt), losses from trading in secondary markets, periods of high volatility, and disruptions in the process of creating and redeeming Fund shares. Any of these factors, among others, may lead to the Fund's shares trading in the secondary market at a premium or discount to NAV or to the intraday value of the Fund's portfolio holdings. If you buy Fund shares at a time when the market price is at a premium to NAV or sell Fund shares at a time when the market price is at a discount to NAV, you may pay significantly more or receive significantly less than the underlying value of the Fund shares.

Operational and Technology Risks. The Fund is directly and indirectly susceptible to operational and technology risks, including those related to human errors, processing errors, communication errors, systems failures, cybersecurity incidents, and the use of artificial intelligence and machine learning ("AI"), which may result in losses for the Fund and its shareholders or may impair the Fund's operations. While the Fund's service providers are required to have appropriate operational, information security and cybersecurity risk management policies and procedures, their methods of risk management may differ from those of the Fund. Operational and technology risks for the issuers in which the Fund invests could also result in material

adverse consequences for such issuers and may cause the Fund's investments in such issuers to lose value.

Privately Issued Securities Risk. Privately issued securities are securities that have not been registered under the 1933 Act. Such securities typically are subject to legal restrictions on resale and generally are not traded in established public markets. As a result, privately issued securities may be deemed to be illiquid investments, may be more difficult to value than publicly traded securities, may be subject to wide fluctuations in value and may have higher transaction costs. There can be no assurance that a trading market will exist at any time for any particular privately issued security. Difficulty in selling such securities at a desirable time or price may result in a loss to the Fund.

Reinvestment Risk. The Fund may invest a portion of its assets in short-term fixed-income instruments and, as a result, may be adversely affected if interest rates fall because it may have to invest in lower-yielding instruments as bonds in the Fund's portfolio mature.

Risk of Investing in the U.S. Investing in U.S. issuers subjects the Fund to legal, regulatory, political, currency, security, and economic risks that are specific to the U.S. Certain changes in the U.S., such as a weakening of the U.S. economy or a decline in its financial markets, may have an adverse effect on U.S. issuers.

Securities Lending Risk. The Fund may engage in securities lending. Securities lending involves the risk that the Fund may lose money because the borrower of the loaned securities fails to return the securities in a timely manner or at all. The Fund could also lose money in the event of a decline in the value of collateral provided for loaned securities or a decline in the value of any investments made with cash collateral. These events could also trigger adverse tax consequences for the Fund.

Tracking Error Risk. The Fund may be subject to "tracking error," which is the divergence of the Fund's performance from that of the Underlying Index. Tracking error may occur due to a number of factors, including differences between the securities and other assets held in the Fund's portfolio and those included in the Underlying Index; differences in the timing and methodologies used to value securities and other assets; transaction costs and other expenses incurred by the Fund that the Underlying Index does not incur; the Fund's holding of uninvested cash; differences in the timing of the accrual or the valuation of dividends or interest received by the Fund or distributions paid to Fund shareholders; tax gains or losses; differences between the amount and/or timing of withholding taxes on dividends reflected in the Underlying Index from the Fund's obligation, if any, for foreign withholding taxes; the requirements for the Fund to maintain pass-through tax treatment; portfolio transactions carried out to minimize the distribution of capital gains to shareholders; the acceptance of custom baskets; changes to the Underlying Index; and impacts to the Fund of complying with certain regulatory requirements or limits. Tracking error risk may be heightened during times of increased market volatility or other unusual market conditions. A Fund that tracks an index where high yield securities are an investment focus may experience higher tracking error than ETFs that do not track such indexes. A Fund that tracks an index with exposure to non-U.S. issuers may experience higher tracking error than ETFs that do not track such indexes.

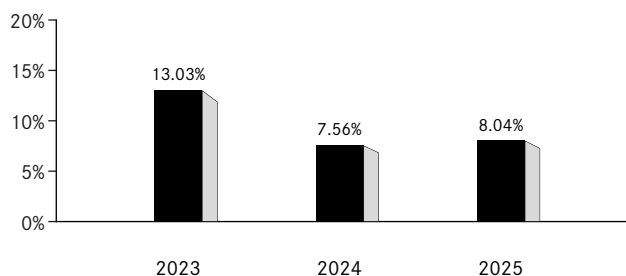
Valuation Risk. The price that the Fund could receive upon the sale (or other disposition) of a security or other asset may differ from the Fund's valuation of the security or other asset, particularly for securities or other assets that trade in low volume or volatile markets or that are valued using a fair value methodology. The price received by the Fund also may differ from the value used by the Underlying Index. In addition, the value of the securities or other assets in the Fund's portfolio may change on days or during time periods when investors are not able to

purchase or sell Fund shares. Authorized Participants that create or redeem Fund shares on days when the Fund is holding fair-valued securities or other assets may receive fewer or more shares, or lower or higher redemption proceeds, than they would have received had the securities or other assets not been fair valued or been valued using a different methodology. The ability to value investments may be impacted by technological issues or errors by pricing services or other third-party service providers.

Performance Information

The performance information below illustrates how the Fund's performance has varied over different periods and provides some indication of the risks of investing in the Fund. The bar chart shows how the performance of the Fund has varied from one calendar year to another over the periods shown. The table compares the Fund's performance to that of an appropriate broad-based securities market index and the Underlying Index. Returns assume the reinvestment of any dividends and distributions. The Fund's returns reflect the impact of any agreements to waive or reimburse expenses, which would reduce performance if not in effect. Past performance (before and after taxes) does not necessarily indicate how the Fund will perform in the future. Updated performance information, including the Fund's current NAV, may be obtained by visiting www.iShares.com or by calling 1-800-iShares (1-800-474-2737) (toll free).

Calendar Year-by-Year Returns



	<u>Return (%)</u>	<u>Period Ended</u>
During the periods shown in the chart:		
Best Quarter	7.38%	December 31, 2023
Worst Quarter	0.20%	September 30, 2023

Average Annual Total Returns (for the periods ended December 31, 2025)

	<u>One Year</u>	<u>Since Fund Inception</u>
(Inception Date: 3/8/2022)		
Return Before Taxes	8.04%	5.31%
Return After Taxes on Distributions	5.25%	2.49%
Return After Taxes on Distributions and Sale of Fund Shares	4.70%	2.79%
Bloomberg U.S. Universal Index (Returns do not reflect deductions for fees, expenses or taxes)	7.58%	1.60%
Bloomberg 2028 Term High Yield and Income Index (Returns do not reflect deductions for fees, expenses or taxes)	8.48%	5.59%

After-tax returns in the table above are calculated using the historical highest individual U.S. federal marginal income tax rates and do not reflect the impact of state or local taxes. Actual after-tax returns depend on an investor's tax situation and may differ from those shown, and after-tax returns shown are not relevant to tax-exempt investors or investors who hold shares through tax-deferred arrangements, such as 401(k) plans or individual retirement accounts ("IRAs"). Fund returns after taxes on distributions and sales of Fund shares are calculated assuming that an investor has sufficient capital gains of the same character from other investments to offset any capital losses from the sales of Fund shares. As a result, Fund returns after taxes on distributions and sales of Fund shares may exceed Fund returns before taxes and/or returns after taxes on distributions.

Management

Investment Adviser. BlackRock Fund Advisors.

Portfolio Managers. Jonathan Graves, James Mauro and Marcus Tom (the “Portfolio Managers”) are primarily responsible for the day-to-day management of the Fund. Each Portfolio Manager supervises a portfolio management team. Mr. Graves, Mr. Mauro and Mr. Tom have been Portfolio Managers of the Fund since 2025, 2022 and 2025, respectively.

Purchase and Sale of Fund Shares

The Fund is an ETF. Individual shares of the Fund may only be bought and sold in the secondary market through a broker-dealer. Because ETF shares trade at market prices rather than at NAV, shares may trade at a price greater than NAV (a premium) or less than NAV (a discount). An investor may incur costs attributable to the difference between the highest price a buyer is willing to pay to purchase shares of the Fund (bid) and the lowest price a seller is willing to accept for shares of the Fund (ask) when buying or selling shares in the secondary market (the “bid-ask spread”).

Tax Information

The Fund intends to make distributions that may be taxable to you as ordinary income or capital gains, unless you are investing through a tax-deferred arrangement such as a 401(k) plan or an IRA, in which case, your distributions generally will be taxed when withdrawn.

Payments to Broker-Dealers and Other Financial Intermediaries

If you purchase shares of the Fund through a broker-dealer or other financial intermediary (such as a bank), BFA or other related companies may pay the intermediary for marketing activities and presentations, educational training programs, conferences, the development of technology platforms and reporting systems or other services related to the sale or promotion of the Fund. These payments may create a conflict of interest by influencing the broker-dealer or other intermediary and your salesperson to recommend the Fund over another investment. Ask your salesperson or visit your financial intermediary’s website for more information.

iSHARES[®] iBONDS[®] 2029 TERM HIGH YIELD AND INCOME ETF

Ticker: IBHI

Stock Exchange: Cboe BZX

Investment Objective

The iShares iBonds 2029 Term High Yield and Income ETF (the “Fund”) seeks to track the investment results of an index composed of U.S. dollar-denominated, high yield and other income generating corporate bonds maturing in 2029.

Fees and Expenses

The following table describes the fees and expenses that you will incur if you buy, hold and sell shares of the Fund. Amounts in the table are rounded to the nearest basis point, which in some cases may be “0.00.” The investment advisory agreement between iShares Trust (the “Trust”) and BlackRock Fund Advisors (“BFA”) (the “Investment Advisory Agreement”) provides that BFA will pay all operating expenses of the Fund, except: (i) the management fees, (ii) interest expenses, (iii) taxes, (iv) expenses incurred with respect to the acquisition and disposition of portfolio securities and the execution of portfolio transactions, including brokerage commissions, (v) distribution fees or expenses, and (vi) litigation expenses and any extraordinary expenses.

The Fund may incur “Acquired Fund Fees and Expenses.” Acquired Fund Fees and Expenses reflect the Fund’s *pro rata* share of the fees and expenses incurred indirectly by the Fund as a result of investing in other investment companies. The impact of Acquired Fund Fees and Expenses is included in the Fund’s total return but is not included in the Fund’s ratio of expenses to average net assets. Both figures are shown in the *Financial Highlights* section of the Fund’s prospectus (the “Prospectus”). BFA, the investment adviser to the Fund, has contractually agreed to waive a portion of its management fees in an amount equal to the Acquired Fund Fees and Expenses, if any, attributable to investments by the Fund in other funds advised by BFA or its affiliates through the termination date of the Fund, on or about December 15, 2029. The contractual waiver may be terminated prior to the Fund’s termination only upon the written agreement of the Trust and BFA.

You may pay other fees, such as brokerage commissions and other fees to financial intermediaries, which are not reflected in the tables and examples below.

Annual Fund Operating Expenses
(ongoing expenses that you pay each year as a
percentage of the value of your investments)¹

Management Fees	Distribution and Service (12b-1) Fees	Other Expenses	Acquired Fund Fees and Expenses	Total Annual Fund Operating Expenses	Fee Waiver and/or Expense Reimbursement	Total Annual Fund Operating Expenses After Fee Waiver and/or Expense Reimbursement
0.35%	None	0.00%	0.00%	0.35%	(0.00)%	0.35%

¹ Operating expenses paid by BFA under the Investment Advisory Agreement exclude Acquired Fund Fees and Expenses, if any.

Example. This Example is intended to help you compare the cost of owning shares of the Fund with the cost of investing in other funds. The Example assumes that you invest \$ 10,000 in the Fund for the time periods indicated and then sell all of your shares at the end of those periods. Fund expenses (and any applicable waivers) are calculated only through December 15, 2029 because the Fund is scheduled to cease operations and liquidate by that date. The Example also assumes that your investment has a 5% return each year and that the Fund’s operating expenses remain the same. Although your actual costs may be higher or lower, based on these assumptions, your costs would be:

<u>1 Year</u>	<u>3 Years</u>	<u>Maturity</u>
\$36	\$113	\$145

Portfolio Turnover. The Fund may pay transaction costs, such as commissions, when it buys and sells securities (or “turns over” its portfolio). A higher portfolio turnover rate may indicate higher transaction costs and may result in higher taxes when Fund shares are held in a taxable account. These costs, which are not reflected in the Annual Fund Operating Expenses or in the Example, affect the Fund’s performance. During the most recent fiscal year, the Fund’s portfolio turnover rate was 12% of the average value of its portfolio.

Principal Investment Strategies

The Fund seeks to meet its investment objective generally by investing in component securities of the Bloomberg 2029 Term High Yield and Income Index (the “Underlying Index”). The Fund may also invest in U.S. government securities, short-term paper, cash and cash equivalents, including shares of money market funds advised by BFA or its affiliates.

The Fund is a term fund that will terminate on or about December 15, 2029, at which time it will distribute its remaining net assets to shareholders pursuant to a plan of liquidation. The Fund does not seek to return any predetermined amount at maturity or in periodic distributions. The Underlying Index is composed of U.S. dollar denominated, taxable, fixed-rate, high yield (which are considered below investment-grade and commonly referred to as “junk bonds”) and BBB or equivalently rated (as determined by Bloomberg Index Services Limited (the “Index Provider” or “Bloomberg”)) corporate bonds scheduled to mature between January 1, 2029 and December 15, 2029, inclusive. As of October 31, 2025, the Underlying Index includes approximately 429 component securities. Securities eligible for inclusion in the Underlying Index are selected from a universe of corporate issuers (e.g., industrial, financial institutions, utilities) determined by Bloomberg. As of October 31, 2025, a significant portion of the Underlying Index is represented by securities of companies in the consumer goods and services and industrial industries or sectors. The components of the Underlying Index are likely to change over time.

The bonds in the Underlying Index have \$250 million or more of outstanding face value at the time of inclusion. The non-U.S. corporate issuers included in the Underlying Index consist primarily of corporate bonds issued by companies domiciled in developed countries. The Fund will invest in non-U.S. issuers to the extent necessary for it to track the Underlying Index. Each bond included in the Underlying Index must be registered with the SEC, have been exempt from registration at issuance, or have been offered pursuant to Rule 144A under the Securities Act of 1933, as amended (the “1933 Act”). Subject to the methodology of the Underlying Index discussed below, the securities in the Underlying Index may carry a coupon that steps-up according to a predetermined schedule (i.e., the interest rate paid on such securities will increase over time). Securities are market-cap weighted within the Underlying Index, with a 3% cap typically imposed on any one issuer, and a pro rata distribution of any excess weight across the remaining issuers in the Underlying Index.

The securities in the Underlying Index are updated on the last calendar day of each month until six months before maturity, with the last rebalance date on June 30, 2029.

The Underlying Index consists of bonds chosen from two sub-indices, the Bloomberg U.S. High Yield Index (the “High Yield Index”) and the Bloomberg U.S. Corporate Index (the “Corporate Index”), both of which are stripped of securities maturing outside of the maturity range defined above. BBB-rated bonds from the Corporate Index will be introduced to the Underlying Index under the following conditions: (1) in the last 1.5 years but before the last 6 months of the Underlying Index’s term, the Underlying Index will introduce BBB-rated bonds (which are considered investment-grade) as constituent high yield bonds (which are considered below investment-grade) are called, no longer qualify for inclusion (due to, among other factors, sector reclassifications of issuers, changes in the credit rating of bonds included in the Underlying Index or rebalances to maintain issuer limits), or decline in value compared to a reference point set at 1.5 years from the Underlying Index’s term or (2) if, prior to the last 1.5 years remaining in the Underlying Index’s term, the market value of the high yield bonds in the Underlying Index declines below \$30 billion, the Underlying Index will add BBB-rated bonds to maintain a \$30 billion minimum market value for the Underlying Index. In the final year of the Underlying Index’s term, any principal and interest paid by index constituents is treated as follows: (1) during the first six months of the final year, the Underlying Index reinvests proceeds pro-rata into the remaining bonds in the Underlying Index, and (2) during the last six months of the final year, principal is not reinvested and is presumed to be held in cash while earning no interest.

Bonds with a clean price (i.e., the price does not include accrued interest between coupon payments) below \$60 are excluded from the Underlying Index and subject to a 3 month lock-out period before they are eligible for inclusion again at rebalance. During the final 1.5 years of the maturity of the index, bonds that fall below \$60 at rebalance will be permanently ineligible for the Underlying Index.

In addition, to be included in the Underlying Index, securities that are rated by all three of the rating agencies named below must be rated “high yield” to be selected from the High Yield Index and “BBB” to be selected from the Corporate Index. The bonds from the High Yield Index must have a rating equal to or below “Ba1”/”BB+”/”BB+” and above “CC”. The bonds from the Corporate Index must have a rating of “BBB” (or equivalent). The Index Provider will use the middle rating of Moody’s Investors Service, Inc. (“Moody’s”), Standard & Poor’s® Global Ratings, a subsidiary of S&P Global (“S&P Global Ratings”) and Fitch Ratings, Inc. (“Fitch”); when a rating from only two agencies is available, the lower is used; when only one agency rates a bond, that rating is used. In cases where ratings are not available, other sources may be used to classify bonds by investment quality.

The Fund is a series of the iShares iBonds fixed maturity series of bond ETFs sponsored by BlackRock, Inc. (“BlackRock”). The Fund does not invest in U.S. savings bonds or other U.S. government bonds (except to the extent the Fund holds cash equivalent instruments consistent with its investment objective) and is not designed to provide protection against inflation.

BFA uses an indexing approach to try to achieve the Fund’s investment objective. The Fund does not try to “beat” the index it tracks and does not seek temporary defensive positions when markets decline or appear overvalued.

Indexing may eliminate the chance that the Fund will substantially outperform the Underlying Index but also may reduce some of the risks of active management, such as poor security selection. Indexing seeks to achieve lower costs and better after-tax performance by aiming to keep portfolio turnover low in comparison to actively managed investment companies.

BFA uses a representative sampling indexing strategy to manage the Fund. "Representative sampling" is an indexing strategy that involves investing in a representative sample of securities or other instruments that collectively has an investment profile similar to that of an applicable underlying index. The instruments selected are expected to have, in the aggregate, investment characteristics (based on factors such as market value and industry weightings), fundamental characteristics (such as return variability, duration (*i.e.*, an instrument's price sensitivity to a change in interest rates), maturity or credit ratings and yield) and liquidity measures similar to those of an applicable underlying index. The Fund may or may not hold all of the components of the Underlying Index.

The Fund will invest at least 80% of its assets in the component instruments of the Underlying Index, and (except during the last twelve months of the Fund's operations) the Fund will invest at least 90% of its assets in fixed income securities of the types included in the Underlying Index that BFA believes will help the Fund track the Underlying Index. The Fund will invest no more than 10% of its assets in futures, options and swaps contracts that BFA believes will help the Fund track the Underlying Index as well as in fixed income securities other than the types included in the Underlying Index, but which BFA believes will help the Fund track the Underlying Index. Cash and cash equivalent investments associated with a derivative position will be treated as part of that position for the purposes of calculating the percentage of investments included in the Underlying Index.

In the last six months of operation, as the bonds held by the Fund mature, the proceeds may not be reinvested by the Fund in bonds but instead will be held in cash and cash equivalents. By fifteen days prior to maturity, the Underlying Index is expected to consist almost entirely of cash and cash equivalents. On or around this date, the Fund will wind up and terminate. After appropriate provision is made for any Fund liabilities, its net assets will be distributed to then-current shareholders pursuant to a plan of liquidation. The Fund's termination was approved by a majority of the Trust's Board of Trustees (the "Board") and does not require additional approval by Fund shareholders. The Board may extend the termination date if a majority of the Board determines the extension to be in the best interest of the Fund.

The Fund seeks to track the investment results of the Underlying Index before fees and expenses of the Fund. To the extent that the Fund invests in money market or similar funds, it will incur the fees and expenses of such funds.

The Fund should not be confused with a target date fund, which has assets that are managed according to a particular investment strategy that converts fund assets to conservative investments over time.

The Fund may lend securities representing up to one-third of the value of the Fund's total assets (including the value of any collateral received).

The Underlying Index is sponsored by Bloomberg, which is independent of the Fund and BFA. The Index Provider determines the composition and relative weightings of the components of the Underlying Index and publishes information regarding the market value of the Underlying Index.

Industry Concentration Policy. The Fund will concentrate its investments (*i.e.*, hold 25% or more of its total assets) in a particular industry or group of industries to approximately the same extent that the Underlying Index is concentrated. For purposes of this limitation, securities of the U.S. government (including its agencies and instrumentalities), repurchase agreements collateralized by U.S. government securities, and securities of state or municipal governments and their political subdivisions are not considered to be issued by members of any industry.

Summary of Principal Risks

As with any investment, you could lose all or part of your investment in the Fund, and the Fund's performance could trail that of other investments. The Fund is subject to certain risks, including the principal risks noted below, any of which may adversely affect the Fund's net asset value per share ("NAV"), trading price, yield, total return and ability to meet its investment objective. Certain key risks are prioritized below (with others following in alphabetical order), but the relative significance of any risk is difficult to predict and may change over time. You should review each risk factor carefully.

High Yield Securities Risk. Debt securities that are rated below investment grade (commonly referred to as "junk bonds") and debt securities that are unrated are generally considered to be speculative. Compared to higher-quality debt securities, high yield securities are subject to a greater risk of default, illiquidity, price volatility and valuation uncertainty. Such investments may be subject to additional risks including subordination to other creditors, no collateral or limited rights in collateral, lack of a regular trading market, prepayment risk, and lack of publicly available information.

Credit Risk. Credit risk is the risk that an issuer, guarantor or liquidity provider of a fixed-income security may be unable or unwilling, or may be perceived as unable or unwilling, to make timely principal and/or interest payments or to otherwise honor its obligations. The credit rating assigned to a security or its issuer does not necessarily reflect the issuer's current financial condition or an investment's volatility or liquidity. An actual or perceived decline in an issuer's creditworthiness may result in a decrease in the value and liquidity of its securities as well as greater price volatility, which may make it difficult to sell the securities. The Fund may be adversely affected if an investment that it holds experiences a downgrade or a default.

Income Risk. The Fund's income may decline due to falling interest rates or other factors. This can occur because the Fund may be required to invest in lower-yielding bonds when a bond in the Fund's portfolio matures, is near maturity, is called or is prepaid, when bonds in the Underlying Index are substituted, or when the Fund otherwise needs to purchase additional bonds. The Index Provider's substitution of bonds in the Underlying Index may occur, for example, when the time to maturity for the bond no longer matches the Underlying Index's stated maturity guidelines.

Market Risk. The Fund could lose money over short periods due to short-term market movements and over longer periods during more prolonged market downturns. Local, regional or global events such as war, acts of terrorism, pandemics or other public health issues, recessions, the prospect or occurrence of a sovereign default or other financial crisis, or other events could have a significant impact on the Fund and its investments and could result in increased premiums or discounts to the Fund's NAV.

Index-Related Risk. The Index Provider may rely on various sources of information to assess the criteria of components of the Underlying Index, including information that may be based on assumptions and estimates. Neither the Fund nor BFA can offer assurances that the Index Provider's methodology or sources of information will provide an accurate assessment of included components or will result in the Fund meeting its investment objective. Errors in index data, index computations or the construction of the Underlying Index in accordance with its methodology may occur, and the Index Provider may not identify or correct them promptly or at all, which may have an adverse impact on the Fund and its shareholders. Unusual market conditions or other unforeseen circumstances (such as natural disasters, political unrest or war) may impact the Index Provider or a third-party data provider and could cause the Index Provider to postpone a scheduled rebalance. This could cause the Underlying Index to vary from its normal or expected composition.

Asset Class Risk. The securities and other assets in the Underlying Index or in the Fund's portfolio may underperform in comparison to financial markets generally, a particular financial market, another index, or other asset classes.

Authorized Participant Concentration Risk. An "Authorized Participant" is a member or participant of a clearing agency registered with the SEC, which has a written agreement with the Fund or one of its service providers that allows the Authorized Participant to place orders for the purchase and redemption of creation units ("Creation Units"). Only an Authorized Participant may engage in creation or redemption transactions directly with the Fund. There are a limited number of institutions that may act as Authorized Participants for the Fund, including on an agency basis on behalf of other market participants. No Authorized Participant is obligated to engage in creation or redemption transactions. To the extent that Authorized Participants exit the business or do not place creation or redemption orders for the Fund and no other Authorized Participant places orders, Fund shares are more likely to trade at a premium or discount to NAV and possibly face trading halts or delisting.

Call Risk. During periods of falling interest rates, an issuer of a callable debt obligation held by the Fund may "call" or repay the debt obligation before its stated maturity, and the Fund may have to reinvest the proceeds in instruments with lower yields, which would result in a decline in the Fund's income, or in instruments with greater risks or with other less favorable features.

Concentration Risk. The Fund may be susceptible to an increased risk of loss, including losses due to adverse events that affect the Fund's investments more than the market as a whole, to the extent that the Fund's investments are concentrated in the securities or other assets of one or more issuers, countries or

other geographic units, markets, industries, project types, or asset classes.

Consumer Goods and Services Companies Risk. Consumer goods and services companies face risks related to changes in consumer preferences and disposable income, commodity prices, government regulation, supply chain disruptions, damage to brand or reputation, economic slowdown and labor shortages, among other things.

Declining Yield Risk. In the months leading up to the Fund's planned termination date, the Fund's yield may move toward prevailing money market rates and may be lower than the yields of the bonds previously held by the Fund and lower than prevailing yields for bonds in the market.

Fluctuation of Yield and Liquidation Amount Risk. The Fund, unlike a direct investment in a bond that has a level coupon payment and a fixed payment at maturity, will make distributions of income that vary over time. It is expected that an investment in the Fund, if held through maturity, will produce aggregate returns comparable to a direct investment in a group of bonds of similar credit quality and maturity. Unlike a direct investment in bonds, the breakdown of returns between Fund distributions and liquidation proceeds are not predictable at the time of your investment. For example, at times during the Fund's existence it may make distributions at a greater (or lesser) rate than the coupon payments received on the Fund's portfolio, which would result in the Fund returning a lesser (or greater) amount on liquidation than would otherwise be the case. The rate of Fund distribution payments may adversely affect the tax characterization of your returns from an investment in the Fund relative to a direct investment in bonds. If the amount you receive as liquidation proceeds upon the Fund's termination is higher or lower than your cost basis, you may experience a gain or loss for tax purposes.

Illiquid Investments Risk. An illiquid investment is any investment that the Fund reasonably expects cannot be sold or disposed of in current market conditions in seven calendar days or less without significantly changing the market value of the investment. To the extent the Fund holds illiquid investments, the illiquid investments may reduce its returns because the Fund may be unable to transact at advantageous times or prices. In addition, if the Fund is limited in its ability to sell illiquid investments during periods when shareholders are redeeming their shares, it will need to sell liquid securities to meet redemption requests and illiquid securities will become a larger portion of the Fund's holdings. During periods of market volatility, liquidity in the market for Fund shares may be impacted by the liquidity in the market for the underlying securities or other assets held by the Fund, which could lead to Fund shares trading at a premium or discount to the Fund's NAV.

Industrial Companies Risk. Industrial companies face a number of risks, including supply chain and distribution disruptions, business interruptions, product obsolescence, third-party vendor risks, cyber attacks, trade disputes, product recalls, liability claims, scarcity of materials or parts, excess capacity, changes in consumer preferences, and volatility in commodity prices and currencies. The performance of such companies may also be affected by technological developments, labor relations,

legislative and regulatory changes, government spending policies, and changes in domestic and international economies.

Interest Rate Risk. Interest rate risk refers to the risk of fluctuations in the value of a fixed-income security due to changes in the general level of interest rates. Interest rate changes can be sudden and unpredictable and are influenced by a number of factors, including government policy, monetary policy, inflation expectations, perceptions of risk, and supply and demand for fixed-income securities. An increase in interest rates generally will cause the value of fixed-income securities to decline. Securities with longer maturities generally are more sensitive to interest rate changes and subject to greater fluctuations in value. Changes in interest rates may have unpredictable effects on fixed-income markets and result in heightened volatility and lower liquidity for certain instruments, which may adversely affect a Fund's performance. During periods of very low or negative interest rates, a Fund may be unable to maintain positive returns or pay dividends to shareholders.

Issuer Risk. The performance of the Fund depends on the performance of individual securities or other assets to which the Fund has exposure. The value of securities or other assets may decline, or perform differently from the market as a whole, due to changes in the financial condition or credit rating of the issuer or counterparty.

Management Risk. The Fund generally does not attempt to take defensive positions under any market conditions, including declining markets. As the Fund will not fully replicate the Underlying Index and may hold securities or other assets not included in the Underlying Index, it is subject to the risk that the investment strategy of BFA may not produce the intended results. There is no guarantee that the Fund's investment results will have a high degree of correlation to those of the Underlying Index or that the Fund will achieve its investment objective.

Market Trading Risk. The Fund faces numerous market trading risks, including the potential lack of an active market for Fund shares (including through a trading halt), losses from trading in secondary markets, periods of high volatility, and disruptions in the process of creating and redeeming Fund shares. Any of these factors, among others, may lead to the Fund's shares trading in the secondary market at a premium or discount to NAV or to the intraday value of the Fund's portfolio holdings. If you buy Fund shares at a time when the market price is at a premium to NAV or sell Fund shares at a time when the market price is at a discount to NAV, you may pay significantly more or receive significantly less than the underlying value of the Fund shares.

Operational and Technology Risks. The Fund is directly and indirectly susceptible to operational and technology risks, including those related to human errors, processing errors, communication errors, systems failures, cybersecurity incidents, and the use of artificial intelligence and machine learning ("AI"), which may result in losses for the Fund and its shareholders or may impair the Fund's operations. While the Fund's service providers are required to have appropriate operational, information security and cybersecurity risk management policies and procedures, their methods of risk management may differ from those of the Fund. Operational and technology risks for the issuers in which the Fund invests could also result in material

adverse consequences for such issuers and may cause the Fund's investments in such issuers to lose value.

Privately Issued Securities Risk. Privately issued securities are securities that have not been registered under the 1933 Act. Such securities typically are subject to legal restrictions on resale and generally are not traded in established public markets. As a result, privately issued securities may be deemed to be illiquid investments, may be more difficult to value than publicly traded securities, may be subject to wide fluctuations in value and may have higher transaction costs. There can be no assurance that a trading market will exist at any time for any particular privately issued security. Difficulty in selling such securities at a desirable time or price may result in a loss to the Fund.

Reinvestment Risk. The Fund may invest a portion of its assets in short-term fixed-income instruments and, as a result, may be adversely affected if interest rates fall because it may have to invest in lower-yielding instruments as bonds in the Fund's portfolio mature.

Risk of Investing in the U.S. Investing in U.S. issuers subjects the Fund to legal, regulatory, political, currency, security, and economic risks that are specific to the U.S. Certain changes in the U.S., such as a weakening of the U.S. economy or a decline in its financial markets, may have an adverse effect on U.S. issuers.

Securities Lending Risk. The Fund may engage in securities lending. Securities lending involves the risk that the Fund may lose money because the borrower of the loaned securities fails to return the securities in a timely manner or at all. The Fund could also lose money in the event of a decline in the value of collateral provided for loaned securities or a decline in the value of any investments made with cash collateral. These events could also trigger adverse tax consequences for the Fund.

Tracking Error Risk. The Fund may be subject to "tracking error," which is the divergence of the Fund's performance from that of the Underlying Index. Tracking error may occur due to a number of factors, including differences between the securities and other assets held in the Fund's portfolio and those included in the Underlying Index; differences in the timing and methodologies used to value securities and other assets; transaction costs and other expenses incurred by the Fund that the Underlying Index does not incur; the Fund's holding of uninvested cash; differences in the timing of the accrual or the valuation of dividends or interest received by the Fund or distributions paid to Fund shareholders; tax gains or losses; differences between the amount and/or timing of withholding taxes on dividends reflected in the Underlying Index from the Fund's obligation, if any, for foreign withholding taxes; the requirements for the Fund to maintain pass-through tax treatment; portfolio transactions carried out to minimize the distribution of capital gains to shareholders; the acceptance of custom baskets; changes to the Underlying Index; and impacts to the Fund of complying with certain regulatory requirements or limits. Tracking error risk may be heightened during times of increased market volatility or other unusual market conditions. A Fund that tracks an index where high yield securities are an investment focus may experience higher tracking error than ETFs that do not track such indexes. A Fund that tracks an index with exposure to non-U.S. issuers may experience higher tracking error than ETFs that do not track such indexes.

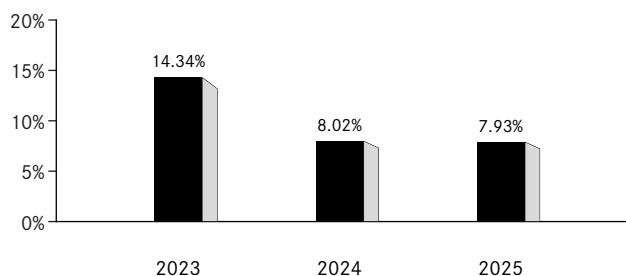
Valuation Risk. The price that the Fund could receive upon the sale (or other disposition) of a security or other asset may differ from the Fund's valuation of the security or other asset, particularly for securities or other assets that trade in low volume or volatile markets or that are valued using a fair value methodology. The price received by the Fund also may differ from the value used by the Underlying Index. In addition, the value of the securities or other assets in the Fund's portfolio may change on days or during time periods when investors are not able to

purchase or sell Fund shares. Authorized Participants that create or redeem Fund shares on days when the Fund is holding fair-valued securities or other assets may receive fewer or more shares, or lower or higher redemption proceeds, than they would have received had the securities or other assets not been fair valued or been valued using a different methodology. The ability to value investments may be impacted by technological issues or errors by pricing services or other third-party service providers.

Performance Information

The performance information below illustrates how the Fund's performance has varied over different periods and provides some indication of the risks of investing in the Fund. The bar chart shows how the performance of the Fund has varied from one calendar year to another over the periods shown. The table compares the Fund's performance to that of an appropriate broad-based securities market index and the Underlying Index. Returns assume the reinvestment of any dividends and distributions. The Fund's returns reflect the impact of any agreements to waive or reimburse expenses, which would reduce performance if not in effect. Past performance (before and after taxes) does not necessarily indicate how the Fund will perform in the future. Updated performance information, including the Fund's current NAV, may be obtained by visiting www.iShares.com or by calling 1-800-iShares (1-800-474-2737) (toll free).

Calendar Year-by-Year Returns



	<u>Return (%)</u>	<u>Period Ended</u>
During the periods shown in the chart:		
Best Quarter	8.60%	December 31, 2023
Worst Quarter	-0.31%	September 30, 2023

Average Annual Total Returns (for the periods ended December 31, 2025)

	<u>One Year</u>	<u>Since Fund Inception</u>
(Inception Date: 3/8/2022)		
Return Before Taxes	7.93%	5.21%
Return After Taxes on Distributions	4.97%	2.40%
Return After Taxes on Distributions and Sale of Fund Shares	4.63%	2.71%
Bloomberg U.S. Universal Index (Returns do not reflect deductions for fees, expenses or taxes)	7.58%	1.60%
Bloomberg 2029 Term High Yield and Income Index (Returns do not reflect deductions for fees, expenses or taxes)	8.17%	5.36%

After-tax returns in the table above are calculated using the historical highest individual U.S. federal marginal income tax rates and do not reflect the impact of state or local taxes. Actual after-tax returns depend on an investor's tax situation and may differ from those shown, and after-tax returns shown are not relevant to tax-exempt investors or investors who hold shares through tax-deferred arrangements, such as 401(k) plans or individual retirement accounts ("IRAs"). Fund returns after taxes on distributions and sales of Fund shares are calculated assuming that an investor has sufficient capital gains of the same character from other investments to offset any capital losses from the sales of Fund shares. As a result, Fund returns after taxes on distributions and sales of Fund shares may exceed Fund returns before taxes and/or returns after taxes on distributions.

Management

Investment Adviser. BlackRock Fund Advisors.

Portfolio Managers. Jonathan Graves, James Mauro and Marcus Tom (the “Portfolio Managers”) are primarily responsible for the day-to-day management of the Fund. Each Portfolio Manager supervises a portfolio management team. Mr. Graves, Mr. Mauro and Mr. Tom have been Portfolio Managers of the Fund since 2025, 2022 and 2025, respectively.

Purchase and Sale of Fund Shares

The Fund is an ETF. Individual shares of the Fund may only be bought and sold in the secondary market through a broker-dealer. Because ETF shares trade at market prices rather than at NAV, shares may trade at a price greater than NAV (a premium) or less than NAV (a discount). An investor may incur costs attributable to the difference between the highest price a buyer is willing to pay to purchase shares of the Fund (bid) and the lowest price a seller is willing to accept for shares of the Fund (ask) when buying or selling shares in the secondary market (the “bid-ask spread”).

Tax Information

The Fund intends to make distributions that may be taxable to you as ordinary income or capital gains, unless you are investing through a tax-deferred arrangement such as a 401(k) plan or an IRA, in which case, your distributions generally will be taxed when withdrawn.

Payments to Broker-Dealers and Other Financial Intermediaries

If you purchase shares of the Fund through a broker-dealer or other financial intermediary (such as a bank), BFA or other related companies may pay the intermediary for marketing activities and presentations, educational training programs, conferences, the development of technology platforms and reporting systems or other services related to the sale or promotion of the Fund. These payments may create a conflict of interest by influencing the broker-dealer or other intermediary and your salesperson to recommend the Fund over another investment. Ask your salesperson or visit your financial intermediary’s website for more information.

iSHARES[®] iBONDS[®] 2030 TERM HIGH YIELD AND INCOME ETF

Ticker: IBHJ

Stock Exchange: Cboe BZX

Investment Objective

The iShares iBonds 2030 Term High Yield and Income ETF (the “Fund”) seeks to track the investment results of an index composed of U.S. dollar-denominated, high yield and other income generating corporate bonds maturing in 2030.

Fees and Expenses

The following table describes the fees and expenses that you will incur if you buy, hold and sell shares of the Fund. Amounts in the table are rounded to the nearest basis point, which in some cases may be “0.00.” The investment advisory agreement between iShares Trust (the “Trust”) and BlackRock Fund Advisors (“BFA”) (the “Investment Advisory Agreement”) provides that BFA will pay all operating expenses of the Fund, except: (i) the management fees, (ii) interest expenses, (iii) taxes, (iv) expenses incurred with respect to the acquisition and disposition of portfolio securities and the execution of portfolio transactions, including brokerage commissions, (v) distribution fees or expenses, and (vi) litigation expenses and any extraordinary expenses.

The Fund may incur “Acquired Fund Fees and Expenses.” Acquired Fund Fees and Expenses reflect the Fund’s *pro rata* share of the fees and expenses incurred indirectly by the Fund as a result of investing in other investment companies. The impact of Acquired Fund Fees and Expenses is included in the Fund’s total return but is not included in the Fund’s ratio of expenses to average net assets. Both figures are shown in the *Financial Highlights* section of the Fund’s prospectus (the “Prospectus”). BFA, the investment adviser to the Fund, has contractually agreed to waive a portion of its management fees in an amount equal to the Acquired Fund Fees and Expenses, if any, attributable to investments by the Fund in other funds advised by BFA or its affiliates through the termination date of the Fund, on or about December 15, 2030. The contractual waiver may be terminated prior to the Fund’s termination only upon the written agreement of the Trust and BFA.

You may pay other fees, such as brokerage commissions and other fees to financial intermediaries, which are not reflected in the tables and examples below.

Annual Fund Operating Expenses (ongoing expenses that you pay each year as a percentage of the value of your investments)						
Management Fees	Distribution and Service (12b-1) Fees	Other Expenses	Acquired Fund Fees and Expenses	Total Annual Fund Operating Expenses	Fee Waiver and/or Expense Reimbursement	Total Annual Fund Operating Expenses After Fee Waiver and/or Expense Reimbursement
0.35%	None	0.00%	0.00%	0.35%	(0.00)%	0.35%

¹ Operating expenses paid by BFA under the Investment Advisory Agreement exclude Acquired Fund Fees and Expenses, if any.

Example. This Example is intended to help you compare the cost of owning shares of the Fund with the cost of investing in other funds. The Example assumes that you invest \$ 10,000 in the Fund for the time periods indicated and then sell all of your shares at the end of those periods. Fund expenses (and any applicable waivers) are calculated only through December 15, 2030 because the Fund is scheduled to cease operations and liquidate by that date. The Example also assumes that your investment has a 5% return each year and that the Fund’s operating expenses remain the same. Although your actual costs may be higher or lower, based on these assumptions, your costs would be:

1 Year	3 Years	Maturity
\$36	\$113	\$188

Portfolio Turnover. The Fund may pay transaction costs, such as commissions, when it buys and sells securities (or “turns over” its portfolio). A higher portfolio turnover rate may indicate higher transaction costs and may result in higher taxes when Fund shares are held in a taxable account. These costs, which are not reflected in the Annual Fund Operating Expenses or in the Example, affect the Fund’s performance. During the most recent fiscal year, the Fund’s portfolio turnover rate was 30% of the average value of its portfolio.

Principal Investment Strategies

The Fund seeks to meet its investment objective generally by investing in component securities of the Bloomberg 2030 Term High Yield and Income Index (the “Underlying Index”). The Fund may also invest in U.S. government securities, short-term paper, cash and cash equivalents, including shares of money market funds advised by BFA or its affiliates.

The Fund is a term fund that will terminate on or about December 15, 2030, at which time it will distribute its remaining net assets to shareholders pursuant to a plan of liquidation. The Fund does not seek to return any predetermined amount at maturity or in periodic distributions. The Underlying Index is composed of U.S. dollar denominated, taxable, fixed-rate, high yield (which are considered below investment-grade and commonly referred to as “junk bonds”) and BBB or equivalently rated (as determined by Bloomberg Index Services Limited (the “Index Provider” or “Bloomberg”)) corporate bonds scheduled to mature between January 1, 2030 and December 15, 2030, inclusive. As of October 31, 2025, the Underlying Index includes approximately 294 component securities. Securities eligible for inclusion in the Underlying Index are selected from a universe of corporate issuers (e.g., industrial, financial institutions, utilities) determined by Bloomberg. As of October 31, 2025, a significant portion of the Underlying Index is represented by securities of companies in the consumer goods and services and industrial industries or sectors. The components of the Underlying Index are likely to change over time.

The bonds in the Underlying Index have \$250 million or more of outstanding face value at the time of inclusion. The non-U.S. corporate issuers included in the Underlying Index consist primarily of corporate bonds issued by companies domiciled in developed countries. The Fund will invest in non-U.S. issuers to the extent necessary for it to track the Underlying Index. Each bond included in the Underlying Index must be registered with the SEC, have been exempt from registration at issuance, or have been offered pursuant to Rule 144A under the Securities Act of 1933, as amended (the “1933 Act”). Subject to the methodology of the Underlying Index discussed below, the securities in the Underlying Index may carry a coupon that steps-up according to a predetermined schedule (i.e., the interest rate paid on such securities will increase over time). Securities are market-cap weighted within the Underlying Index, with a 3% cap typically imposed on any one issuer, and a pro rata distribution of any excess weight across the remaining issuers in the Underlying Index.

The securities in the Underlying Index are updated on the last calendar day of each month until six months before maturity, with the last rebalance date on June 30, 2030.

The Underlying Index consists of bonds chosen from two sub-indices, the Bloomberg U.S. High Yield Index (the “High Yield Index”) and the Bloomberg U.S. Corporate Index (the “Corporate Index”), both of which are stripped of securities maturing outside of the maturity range defined above. BBB-rated bonds from the Corporate Index will be introduced to the Underlying Index under the following conditions: (1) in the last 1.5 years but before the last 6 months of the Underlying Index’s term, the Underlying Index will introduce BBB-rated bonds (which are considered investment-grade) as constituent high yield bonds (which are considered below investment-grade) are called, no longer qualify for inclusion (due to, among other factors, sector reclassifications of issuers, changes in the credit rating of bonds included in the Underlying Index or rebalances to maintain issuer limits), or decline in value compared to a reference point set at 1.5 years from the Underlying Index’s term or (2) if, prior to the last 1.5 years remaining in the Underlying Index’s term, the market value of the high yield bonds in the Underlying Index declines below \$30 billion, the Underlying Index will add BBB-rated bonds to maintain a \$30 billion minimum market value for the Underlying Index. In the final year of the Underlying Index’s term, any principal and interest paid by index constituents is treated as follows: (1) during the first six months of the final year, the Underlying Index reinvests proceeds pro-rata into the remaining bonds in the Underlying Index, and (2) during the last six months of the final year, principal is not reinvested and is presumed to be held in cash while earning no interest.

Bonds with a clean price (i.e., the price does not include accrued interest between coupon payments) below \$60 are excluded from the Underlying Index and subject to a 3 month lock-out period before they are eligible for inclusion again at rebalance. During the final 1.5 years of the maturity of the index, bonds that fall below \$60 at rebalance will be permanently ineligible for the Underlying Index.

In addition, to be included in the Underlying Index, securities must be rated “high yield” to be selected from the High Yield Index and “BBB” to be selected from the Corporate Index. The bonds from the High Yield Index must have a rating equal to or below “Ba1”/“BB+”/“BB+” and above “CC”. The bonds from the Corporate Index must have a rating of “BBB” (or equivalent). The Index Provider will use the middle rating of Moody’s Investors Service, Inc. (“Moody’s”), Standard & Poor’s® Global Ratings, a subsidiary of S&P Global (“S&P Global Ratings”) and Fitch Ratings, Inc. (“Fitch”) when a rating from all three agencies is available; when a rating from only two agencies is available, the lower is used; when only one agency rates a bond, that rating is used. In cases where ratings are not available, other sources may be used to classify bonds by investment quality.

The Fund is a series of the iShares iBonds fixed maturity series of bond ETFs sponsored by BlackRock, Inc. (“BlackRock”). The Fund does not invest in U.S. savings bonds or other U.S. government bonds (except to the extent the Fund holds cash equivalent instruments consistent with its investment objective) and is not designed to provide protection against inflation.

BFA uses an indexing approach to try to achieve the Fund’s investment objective. The Fund does not try to “beat” the index it tracks and does not seek temporary defensive positions when markets decline or appear overvalued.

Indexing may eliminate the chance that the Fund will substantially outperform the Underlying Index but also may reduce some of the risks of active management, such as poor security selection. Indexing seeks to achieve lower costs and better after-tax performance by aiming to keep portfolio turnover low in comparison to actively managed investment companies.

BFA uses a representative sampling indexing strategy to manage the Fund. "Representative sampling" is an indexing strategy that involves investing in a representative sample of securities or other instruments that collectively has an investment profile similar to that of an applicable underlying index. The instruments selected are expected to have, in the aggregate, investment characteristics (based on factors such as market value and industry weightings), fundamental characteristics (such as return variability, duration (*i.e.*, an instrument's price sensitivity to a change in interest rates), maturity or credit ratings and yield) and liquidity measures similar to those of an applicable underlying index. The Fund may or may not hold all of the components of the Underlying Index.

The Fund will invest at least 80% of its assets in the component instruments of the Underlying Index, and (except during the last twelve months of the Fund's operations) the Fund will invest at least 90% of its assets in fixed income securities of the types included in the Underlying Index that BFA believes will help the Fund track the Underlying Index. The Fund will invest no more than 10% of its assets in futures, options and swaps contracts that BFA believes will help the Fund track the Underlying Index as well as in fixed income securities other than the types included in the Underlying Index, but which BFA believes will help the Fund track the Underlying Index. Cash and cash equivalent investments associated with a derivative position will be treated as part of that position for the purposes of calculating the percentage of investments included in the Underlying Index.

In the last six months of operation, as the bonds held by the Fund mature, the proceeds may not be reinvested by the Fund in bonds but instead will be held in cash and cash equivalents. By fifteen days prior to maturity, the Underlying Index is expected to consist almost entirely of cash and cash equivalents. On or around this date, the Fund will wind up and terminate. After appropriate provision is made for any Fund liabilities, its net assets will be distributed to then-current shareholders pursuant to a plan of liquidation. The Fund's termination was approved by a majority of the Trust's Board of Trustees (the "Board") and does not require additional approval by Fund shareholders. The Board may extend the termination date if a majority of the Board determines the extension to be in the best interest of the Fund.

The Fund seeks to track the investment results of the Underlying Index before fees and expenses of the Fund. To the extent that the Fund invests in money market or similar funds, it will incur the fees and expenses of such funds.

The Fund should not be confused with a target date fund, which has assets that are managed according to a particular investment strategy that converts fund assets to conservative investments over time.

The Fund may lend securities representing up to one-third of the value of the Fund's total assets (including the value of any collateral received).

The Underlying Index is sponsored by Bloomberg, which is independent of the Fund and BFA. The Index Provider determines the composition and relative weightings of the components of the Underlying Index and publishes information regarding the market value of the Underlying Index.

Industry Concentration Policy. The Fund will concentrate its investments (*i.e.*, hold 25% or more of its total assets) in a particular industry or group of industries to approximately the same extent that the Underlying Index is concentrated. For purposes of this limitation, securities of the U.S. government (including its agencies and instrumentalities), repurchase agreements collateralized by U.S. government securities, and securities of state or municipal governments and their political subdivisions are not considered to be issued by members of any industry.

Summary of Principal Risks

As with any investment, you could lose all or part of your investment in the Fund, and the Fund's performance could trail that of other investments. The Fund is subject to certain risks, including the principal risks noted below, any of which may adversely affect the Fund's net asset value per share ("NAV"), trading price, yield, total return and ability to meet its investment objective. Certain key risks are prioritized below (with others following in alphabetical order), but the relative significance of any risk is difficult to predict and may change over time. You should review each risk factor carefully.

High Yield Securities Risk. Debt securities that are rated below investment grade (commonly referred to as "junk bonds") and debt securities that are unrated are generally considered to be speculative. Compared to higher-quality debt securities, high yield securities are subject to a greater risk of default, illiquidity, price volatility and valuation uncertainty. Such investments may be subject to additional risks including subordination to other creditors, no collateral or limited rights in collateral, lack of a regular trading market, prepayment risk, and lack of publicly available information.

Credit Risk. Credit risk is the risk that an issuer, guarantor or liquidity provider of a fixed-income security may be unable or unwilling, or may be perceived as unable or unwilling, to make timely principal and/or interest payments or to otherwise honor its obligations. The credit rating assigned to a security or its issuer does not necessarily reflect the issuer's current financial condition or an investment's volatility or liquidity. An actual or perceived decline in an issuer's creditworthiness may result in a decrease in the value and liquidity of its securities as well as greater price volatility, which may make it difficult to sell the securities. The Fund may be adversely affected if an investment that it holds experiences a downgrade or a default.

Income Risk. The Fund's income may decline due to falling interest rates or other factors. This can occur because the Fund may be required to invest in lower-yielding bonds when a bond in the Fund's portfolio matures, is near maturity, is called or is prepaid, when bonds in the Underlying Index are substituted, or when the Fund otherwise needs to purchase additional bonds. The Index Provider's substitution of bonds in the Underlying Index may occur, for example, when the time to maturity for the bond no longer matches the Underlying Index's stated maturity guidelines.

Market Risk. The Fund could lose money over short periods due to short-term market movements and over longer periods during more prolonged market downturns. Local, regional or global events such as war, acts of terrorism, pandemics or other public health issues, recessions, the prospect or occurrence of a sovereign default or other financial crisis, or other events could have a significant impact on the Fund and its investments and could result in increased premiums or discounts to the Fund's NAV.

Index-Related Risk. The Index Provider may rely on various sources of information to assess the criteria of components of the Underlying Index, including information that may be based on assumptions and estimates. Neither the Fund nor BFA can offer assurances that the Index Provider's methodology or sources of information will provide an accurate assessment of included components or will result in the Fund meeting its investment objective. Errors in index data, index computations or the construction of the Underlying Index in accordance with its methodology may occur, and the Index Provider may not identify or correct them promptly or at all, which may have an adverse impact on the Fund and its shareholders. Unusual market conditions or other unforeseen circumstances (such as natural disasters, political unrest or war) may impact the Index Provider or a third-party data provider and could cause the Index Provider to postpone a scheduled rebalance. This could cause the Underlying Index to vary from its normal or expected composition.

Asset Class Risk. The securities and other assets in the Underlying Index or in the Fund's portfolio may underperform in comparison to financial markets generally, a particular financial market, another index, or other asset classes.

Assets Under Management (AUM) Risk. From time to time, an Authorized Participant (as defined below in *Authorized Participant Concentration Risk*), a third-party investor, the Fund's adviser, an affiliate of the Fund's adviser, or another fund may invest in the Fund and hold its investment for a specific period of time to allow the Fund to achieve size or scale. There can be no assurance that any such entity would not redeem its investment or that the size of the Fund would be maintained at such levels, which could negatively impact the Fund.

Authorized Participant Concentration Risk. An "Authorized Participant" is a member or participant of a clearing agency registered with the SEC, which has a written agreement with the Fund or one of its service providers that allows the Authorized Participant to place orders for the purchase and redemption of creation units ("Creation Units"). Only an Authorized Participant may engage in creation or redemption transactions directly with the Fund. There are a limited number of institutions that may act as Authorized Participants for the Fund, including on an agency basis on behalf of other market participants. No Authorized Participant is obligated to engage in creation or redemption transactions. To the extent that Authorized Participants exit the business or do not place creation or redemption orders for the Fund and no other Authorized Participant places orders, Fund shares are more likely to trade at a premium or discount to NAV and possibly face trading halts or delisting.

Call Risk. During periods of falling interest rates, an issuer of a callable debt obligation held by the Fund may "call" or repay the debt obligation before its stated maturity, and the Fund may have

to reinvest the proceeds in instruments with lower yields, which would result in a decline in the Fund's income, or in instruments with greater risks or with other less favorable features.

Concentration Risk. The Fund may be susceptible to an increased risk of loss, including losses due to adverse events that affect the Fund's investments more than the market as a whole, to the extent that the Fund's investments are concentrated in the securities or other assets of one or more issuers, countries or other geographic units, markets, industries, project types, or asset classes.

Consumer Goods and Services Companies Risk. Consumer goods and services companies face risks related to changes in consumer preferences and disposable income, commodity prices, government regulation, supply chain disruptions, damage to brand or reputation, economic slowdown and labor shortages, among other things.

Declining Yield Risk. In the months leading up to the Fund's planned termination date, the Fund's yield may move toward prevailing money market rates and may be lower than the yields of the bonds previously held by the Fund and lower than prevailing yields for bonds in the market.

Fluctuation of Yield and Liquidation Amount Risk. The Fund, unlike a direct investment in a bond that has a level coupon payment and a fixed payment at maturity, will make distributions of income that vary over time. It is expected that an investment in the Fund, if held through maturity, will produce aggregate returns comparable to a direct investment in a group of bonds of similar credit quality and maturity. Unlike a direct investment in bonds, the breakdown of returns between Fund distributions and liquidation proceeds are not predictable at the time of your investment. For example, at times during the Fund's existence it may make distributions at a greater (or lesser) rate than the coupon payments received on the Fund's portfolio, which would result in the Fund returning a lesser (or greater) amount on liquidation than would otherwise be the case. The rate of Fund distribution payments may adversely affect the tax characterization of your returns from an investment in the Fund relative to a direct investment in bonds. If the amount you receive as liquidation proceeds upon the Fund's termination is higher or lower than your cost basis, you may experience a gain or loss for tax purposes.

Illiquid Investments Risk. An illiquid investment is any investment that the Fund reasonably expects cannot be sold or disposed of in current market conditions in seven calendar days or less without significantly changing the market value of the investment. To the extent the Fund holds illiquid investments, the illiquid investments may reduce its returns because the Fund may be unable to transact at advantageous times or prices. In addition, if the Fund is limited in its ability to sell illiquid investments during periods when shareholders are redeeming their shares, it will need to sell liquid securities to meet redemption requests and illiquid securities will become a larger portion of the Fund's holdings. During periods of market volatility, liquidity in the market for Fund shares may be impacted by the liquidity in the market for the underlying securities or other assets held by the Fund, which could lead to Fund shares trading at a premium or discount to the Fund's NAV.

Industrial Companies Risk. Industrial companies face a number of risks, including supply chain and distribution disruptions, business interruptions, product obsolescence, third-party vendor risks, cyber attacks, trade disputes, product recalls, liability claims, scarcity of materials or parts, excess capacity, changes in consumer preferences, and volatility in commodity prices and currencies. The performance of such companies may also be affected by technological developments, labor relations, legislative and regulatory changes, government spending policies, and changes in domestic and international economies.

Interest Rate Risk. Interest rate risk refers to the risk of fluctuations in the value of a fixed-income security due to changes in the general level of interest rates. Interest rate changes can be sudden and unpredictable and are influenced by a number of factors, including government policy, monetary policy, inflation expectations, perceptions of risk, and supply and demand for fixed-income securities. An increase in interest rates generally will cause the value of fixed-income securities to decline. Securities with longer maturities generally are more sensitive to interest rate changes and subject to greater fluctuations in value. Changes in interest rates may have unpredictable effects on fixed-income markets and result in heightened volatility and lower liquidity for certain instruments, which may adversely affect a Fund's performance. During periods of very low or negative interest rates, a Fund may be unable to maintain positive returns or pay dividends to shareholders.

Issuer Risk. The performance of the Fund depends on the performance of individual securities or other assets to which the Fund has exposure. The value of securities or other assets may decline, or perform differently from the market as a whole, due to changes in the financial condition or credit rating of the issuer or counterparty.

Management Risk. The Fund generally does not attempt to take defensive positions under any market conditions, including declining markets. As the Fund will not fully replicate the Underlying Index and may hold securities or other assets not included in the Underlying Index, it is subject to the risk that the investment strategy of BFA may not produce the intended results. There is no guarantee that the Fund's investment results will have a high degree of correlation to those of the Underlying Index or that the Fund will achieve its investment objective.

Market Trading Risk. The Fund faces numerous market trading risks, including the potential lack of an active market for Fund shares (including through a trading halt), losses from trading in secondary markets, periods of high volatility, and disruptions in the process of creating and redeeming Fund shares. Any of these factors, among others, may lead to the Fund's shares trading in the secondary market at a premium or discount to NAV or to the intraday value of the Fund's portfolio holdings. If you buy Fund shares at a time when the market price is at a premium to NAV or sell Fund shares at a time when the market price is at a discount to NAV, you may pay significantly more or receive significantly less than the underlying value of the Fund shares.

Non-Diversification Risk. The Fund is classified as "non-diversified." This means that, compared with funds that are classified as "diversified," the Fund may invest a greater percentage of its assets in securities or other instruments representing a small number of issuers or counterparties and thus

may be more susceptible to the risks associated with these particular issuers or counterparties. As a result, the Fund's performance may depend to a greater extent on the performance of a small number of issuers or counterparties, which may lead to more volatility in the Fund's NAV.

Operational and Technology Risks. The Fund is directly and indirectly susceptible to operational and technology risks, including those related to human errors, processing errors, communication errors, systems failures, cybersecurity incidents, and the use of artificial intelligence and machine learning ("AI"), which may result in losses for the Fund and its shareholders or may impair the Fund's operations. While the Fund's service providers are required to have appropriate operational, information security and cybersecurity risk management policies and procedures, their methods of risk management may differ from those of the Fund. Operational and technology risks for the issuers in which the Fund invests could also result in material adverse consequences for such issuers and may cause the Fund's investments in such issuers to lose value.

Privately Issued Securities Risk. Privately issued securities are securities that have not been registered under the 1933 Act. Such securities typically are subject to legal restrictions on resale and generally are not traded in established public markets. As a result, privately issued securities may be deemed to be illiquid investments, may be more difficult to value than publicly traded securities, may be subject to wide fluctuations in value and may have higher transaction costs. There can be no assurance that a trading market will exist at any time for any particular privately issued security. Difficulty in selling such securities at a desirable time or price may result in a loss to the Fund.

Reinvestment Risk. The Fund may invest a portion of its assets in short-term fixed-income instruments and, as a result, may be adversely affected if interest rates fall because it may have to invest in lower-yielding instruments as bonds in the Fund's portfolio mature.

Risk of Investing in the U.S. Investing in U.S. issuers subjects the Fund to legal, regulatory, political, currency, security, and economic risks that are specific to the U.S. Certain changes in the U.S., such as a weakening of the U.S. economy or a decline in its financial markets, may have an adverse effect on U.S. issuers.

Securities Lending Risk. The Fund may engage in securities lending. Securities lending involves the risk that the Fund may lose money because the borrower of the loaned securities fails to return the securities in a timely manner or at all. The Fund could also lose money in the event of a decline in the value of collateral provided for loaned securities or a decline in the value of any investments made with cash collateral. These events could also trigger adverse tax consequences for the Fund.

Tracking Error Risk. The Fund may be subject to "tracking error," which is the divergence of the Fund's performance from that of the Underlying Index. Tracking error may occur due to a number of factors, including differences between the securities and other assets held in the Fund's portfolio and those included in the Underlying Index; differences in the timing and methodologies used to value securities and other assets; transaction costs and other expenses incurred by the Fund that the Underlying Index does not incur; the Fund's holding of uninvested cash; differences

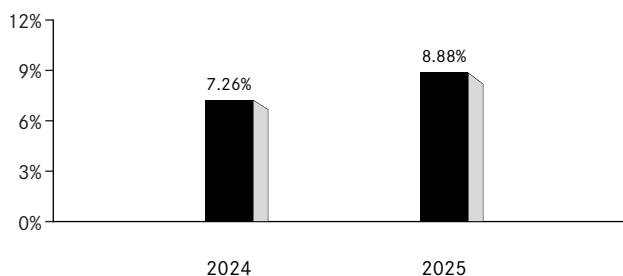
in the timing of the accrual or the valuation of dividends or interest received by the Fund or distributions paid to Fund shareholders; tax gains or losses; differences between the amount and/or timing of withholding taxes on dividends reflected in the Underlying Index from the Fund's obligation, if any, for foreign withholding taxes; the requirements for the Fund to maintain pass-through tax treatment; portfolio transactions carried out to minimize the distribution of capital gains to shareholders; the acceptance of custom baskets; changes to the Underlying Index; and impacts to the Fund of complying with certain regulatory requirements or limits. Tracking error risk may be heightened during times of increased market volatility or other unusual market conditions. A Fund that tracks an index where high yield securities are an investment focus may experience higher tracking error than ETFs that do not track such indexes. A Fund that tracks an index with exposure to non-U.S. issuers may experience higher tracking error than ETFs that do not track such indexes.

Valuation Risk. The price that the Fund could receive upon the sale (or other disposition) of a security or other asset may differ from the Fund's valuation of the security or other asset, particularly for securities or other assets that trade in low volume or volatile markets or that are valued using a fair value methodology. The price received by the Fund also may differ from the value used by the Underlying Index. In addition, the value of the securities or other assets in the Fund's portfolio may change on days or during time periods when investors are not able to purchase or sell Fund shares. Authorized Participants that create or redeem Fund shares on days when the Fund is holding fair-valued securities or other assets may receive fewer or more shares, or lower or higher redemption proceeds, than they would have received had the securities or other assets not been fair valued or been valued using a different methodology. The ability to value investments may be impacted by technological issues or errors by pricing services or other third-party service providers.

Performance Information

The performance information below illustrates how the Fund's performance has varied over different periods and provides some indication of the risks of investing in the Fund. The bar chart shows how the performance of the Fund has varied from one calendar year to another over the periods shown. The table compares the Fund's performance to that of an appropriate broad-based securities market index and the Underlying Index. Returns assume the reinvestment of any dividends and distributions. The Fund's returns reflect the impact of any agreements to waive or reimburse expenses, which would reduce performance if not in effect. Past performance (before and after taxes) does not necessarily indicate how the Fund will perform in the future. Updated performance information, including the Fund's current NAV, may be obtained by visiting www.iShares.com or by calling 1-800-iShares (1-800-474-2737) (toll free).

Calendar Year-by-Year Returns



	<u>Return (%)</u>	<u>Period Ended</u>
During the period shown in the chart:		
Best Quarter	5.32%	September 30, 2024
Worst Quarter	-0.55%	December 31, 2024

Average Annual Total Returns (for the periods ended December 31, 2025)

	<u>One Year</u>	<u>Since Fund Inception</u>
(Inception Date: 6/21/2023)		
Return Before Taxes	8.88%	9.62%
Return After Taxes on Distributions	5.94%	6.59%
Return After Taxes on Distributions and Sale of Fund Shares	5.19%	6.05%
Bloomberg U.S. Universal Index (Returns do not reflect deductions for fees, expenses or taxes)	7.58%	5.16%
Bloomberg 2030 Term High Yield and Income Index (Returns do not reflect deductions for fees, expenses or taxes)	9.07%	9.81%

After-tax returns in the table above are calculated using the historical highest individual U.S. federal marginal income tax rates and do not reflect the impact of state or local taxes. Actual after-tax returns depend on an investor's tax situation and may differ from those shown, and after-tax returns shown are not relevant to tax-exempt investors or investors who hold shares through tax-deferred arrangements, such as 401(k) plans or individual retirement accounts ("IRAs"). Fund returns after taxes on distributions and sales of Fund shares are calculated assuming that an investor has sufficient capital gains of the same character from other investments to offset any capital losses from the sales of Fund shares. As a result, Fund returns after taxes on distributions and sales of Fund shares may exceed Fund returns before taxes and/or returns after taxes on distributions.

Management

Investment Adviser. BlackRock Fund Advisors.

Portfolio Managers. Jonathan Graves, James Mauro and Marcus Tom (the “Portfolio Managers”) are primarily responsible for the day-to-day management of the Fund. Each Portfolio Manager supervises a portfolio management team. Mr. Graves, Mr. Mauro and Mr. Tom have been Portfolio Managers of the Fund since 2025, 2023 and 2025, respectively.

Purchase and Sale of Fund Shares

The Fund is an ETF. Individual shares of the Fund may only be bought and sold in the secondary market through a broker-dealer. Because ETF shares trade at market prices rather than at NAV, shares may trade at a price greater than NAV (a premium) or less than NAV (a discount). An investor may incur costs attributable to the difference between the highest price a buyer is willing to pay to purchase shares of the Fund (bid) and the lowest price a seller is willing to accept for shares of the Fund (ask) when buying or selling shares in the secondary market (the “bid-ask spread”).

Tax Information

The Fund intends to make distributions that may be taxable to you as ordinary income or capital gains, unless you are investing through a tax-deferred arrangement such as a 401(k) plan or an IRA, in which case, your distributions generally will be taxed when withdrawn.

Payments to Broker-Dealers and Other Financial Intermediaries

If you purchase shares of the Fund through a broker-dealer or other financial intermediary (such as a bank), BFA or other related companies may pay the intermediary for marketing activities and presentations, educational training programs, conferences, the development of technology platforms and reporting systems or other services related to the sale or promotion of the Fund. These payments may create a conflict of interest by influencing the broker-dealer or other intermediary and your salesperson to recommend the Fund over another investment. Ask your salesperson or visit your financial intermediary’s website for more information.

iSHARES[®] iBONDS[®] 2031 TERM HIGH YIELD AND INCOME ETF

Ticker: IBHK

Stock Exchange: Cboe BZX

Investment Objective

The iShares iBonds 2031 Term High Yield and Income ETF (the “Fund”) seeks to track the investment results of an index composed of U.S. dollar-denominated, high yield and other income generating corporate bonds maturing in 2031.

Fees and Expenses

The following table describes the fees and expenses that you will incur if you buy, hold and sell shares of the Fund. Amounts in the table are rounded to the nearest basis point, which in some cases may be “0.00.” The investment advisory agreement between iShares Trust (the “Trust”) and BlackRock Fund Advisors (“BFA”) (the “Investment Advisory Agreement”) provides that BFA will pay all operating expenses of the Fund, except: (i) the management fees, (ii) interest expenses, (iii) taxes, (iv) expenses incurred with respect to the acquisition and disposition of portfolio securities and the execution of portfolio transactions, including brokerage commissions, (v) distribution fees or expenses, and (vi) litigation expenses and any extraordinary expenses.

The Fund may incur “Acquired Fund Fees and Expenses.” Acquired Fund Fees and Expenses reflect the Fund’s *pro rata* share of the fees and expenses incurred indirectly by the Fund as a result of investing in other investment companies. The impact of Acquired Fund Fees and Expenses is included in the Fund’s total return but is not included in the Fund’s ratio of expenses to average net assets. Both figures are shown in the *Financial Highlights* section of the Fund’s prospectus (the “Prospectus”). BFA, the investment adviser to the Fund, has contractually agreed to waive a portion of its management fees in an amount equal to the Acquired Fund Fees and Expenses, if any, attributable to investments by the Fund in other funds advised by BFA or its affiliates through the termination date of the Fund, on or about December 15, 2031. The contractual waiver may be terminated prior to the Fund’s termination only upon the written agreement of the Trust and BFA.

You may pay other fees, such as brokerage commissions and other fees to financial intermediaries, which are not reflected in the tables and examples below.

Annual Fund Operating Expenses
(ongoing expenses that you pay each year as a percentage of the value of your investments)¹

Management Fees	Distribution and Service (12b-1) Fees	Other Expenses	Acquired Fund Fees and Expenses	Total Annual Fund Operating Expenses	Fee Waiver and/or Expense Reimbursement	Total Annual Fund Operating Expenses After Fee Waiver and/or Expense Reimbursement
0.35%	None	0.00%	0.00%	0.35%	(0.00)%	0.35%

¹ Operating expenses paid by BFA under the Investment Advisory Agreement exclude Acquired Fund Fees and Expenses, if any.

Example. This Example is intended to help you compare the cost of owning shares of the Fund with the cost of investing in other funds. The Example assumes that you invest \$ 10,000 in the Fund for the time periods indicated and then sell all of your shares at the end of those periods. Fund expenses (and any applicable waivers) are calculated only through December 15, 2031 because the Fund is scheduled to cease operations and liquidate by that date. The Example also assumes that your investment has a 5% return each year and that the Fund’s operating expenses remain the same. Although your actual costs may be higher or lower, based on these assumptions, your costs would be:

1 Year	3 Years	5 Years	Maturity
\$36	\$113	\$197	\$232

Portfolio Turnover. The Fund may pay transaction costs, such as commissions, when it buys and sells securities (or “turns over” its portfolio). A higher portfolio turnover rate may indicate higher transaction costs and may result in higher taxes when Fund shares are held in a taxable account. These costs, which are not reflected in the Annual Fund Operating Expenses or in the Example, affect the Fund’s performance. During the most recent fiscal year, the Fund’s portfolio turnover rate was 15% of the average value of its portfolio.

Principal Investment Strategies

The Fund seeks to meet its investment objective generally by investing in component securities of the Bloomberg 2031 Term High Yield and Income Index (the “Underlying Index”). The Fund may also invest in U.S. government securities, short-term paper, cash and cash equivalents, including shares of money market funds advised by BFA or its affiliates.

The Fund is a term fund that will terminate on or about December 15, 2031, at which time it will distribute its remaining net assets to shareholders pursuant to a plan of liquidation. The Fund does not seek to return any predetermined amount at maturity or in periodic distributions. The Underlying Index is composed of U.S. dollar denominated, taxable, fixed-rate, high yield (which are considered below investment-grade and commonly referred to as “junk bonds”) and BBB or equivalently rated (as determined by Bloomberg Index Services Limited (the “Index Provider” or “Bloomberg”)) corporate bonds scheduled to mature between January 1, 2031 and December 15, 2031, inclusive. As of October 31, 2025, the Underlying Index includes approximately 211 component securities. Securities eligible for inclusion in the Underlying Index are selected from a universe of corporate issuers (e.g., industrial, financial institutions, utilities) determined by Bloomberg. As of October 31, 2025, a significant portion of the Underlying Index is represented by securities of companies in the communications, consumer goods and services and industrial industries or sectors. The components of the Underlying Index are likely to change over time.

The bonds in the Underlying Index have \$250 million or more of outstanding face value at the time of inclusion. The non-U.S. corporate issuers included in the Underlying Index consist primarily of corporate bonds issued by companies domiciled in developed countries. The Fund will invest in non-U.S. issuers to the extent necessary for it to track the Underlying Index. Each bond included in the Underlying Index must be registered with the SEC, have been exempt from registration at issuance, or have been offered pursuant to Rule 144A under the Securities Act of 1933, as amended (the “1933 Act”). Subject to the methodology of the Underlying Index discussed below, the securities in the Underlying Index may carry a coupon that steps-up according to a predetermined schedule (i.e., the interest rate paid on such securities will increase over time). Securities are market-cap weighted within the Underlying Index, with a 3% cap typically imposed on any one issuer, and a pro rata distribution of any excess weight across the remaining issuers in the Underlying Index.

The securities in the Underlying Index are updated on the last calendar day of each month until six months before maturity, with the last rebalance date on June 30, 2031.

The Underlying Index consists of bonds chosen from two sub-indices, the Bloomberg U.S. High Yield Index (the “High Yield Index”) and the Bloomberg U.S. Corporate Index (the “Corporate Index”), both of which are stripped of securities maturing outside of the maturity range defined above. BBB-rated bonds from the Corporate Index will be introduced to the Underlying Index under the following conditions: (1) in the last 1.5 years but before the last 6 months of the Underlying Index’s term, the Underlying Index will introduce BBB-rated bonds (which are considered investment-grade) as constituent high yield bonds (which are considered below investment-grade) are called, no longer qualify for inclusion (due to, among other factors, sector reclassifications of issuers, changes in the credit rating of bonds included in the Underlying Index or rebalances to maintain issuer limits), or decline in value compared to a reference point set at 1.5 years from the Underlying Index’s term or (2) if, prior to the last 1.5 years remaining in the Underlying Index’s term, the market value of the high yield bonds in the Underlying Index declines below \$30 billion, the Underlying Index will add BBB-rated bonds to maintain a \$30 billion minimum market value for the Underlying Index. In the final year of the Underlying Index’s term, any principal and interest paid by index constituents is treated as follows: (1) during the first six months of the final year, the Underlying Index reinvests proceeds pro-rata into the remaining bonds in the Underlying Index, and (2) during the last six months of the final year, principal is not reinvested and is presumed to be held in cash while earning no interest.

Bonds with a clean price (i.e., the price does not include accrued interest between coupon payments) below \$60 are excluded from the Underlying Index and subject to a 3 month lock-out period before they are eligible for inclusion again at rebalance. During the final 1.5 years of the maturity of the index, bonds that fall below \$60 at rebalance will be permanently ineligible for the Underlying Index.

In addition, to be included in the Underlying Index, securities must be rated “high yield” to be selected from the High Yield Index and “BBB” to be selected from the Corporate Index. The bonds from the High Yield Index must have a rating equal to or below “Ba1”/“BB+”/“BB+” and above “CC”. The bonds from the Corporate Index must have a rating of “BBB” (or equivalent). The Index Provider will use the middle rating of Moody’s Investors Service, Inc. (“Moody’s”), Standard & Poor’s® Global Ratings, a subsidiary of S&P Global (“S&P Global Ratings”) and Fitch Ratings, Inc. (“Fitch”) when a rating from all three agencies is available; when a rating from only two agencies is available, the lower is used; when only one agency rates a bond, that rating is used. In cases where ratings are not available, other sources may be used to classify bonds by investment quality.

The Fund is a series of the iShares iBonds fixed maturity series of bond ETFs sponsored by BlackRock, Inc. (“BlackRock”). The Fund does not invest in U.S. savings bonds or other U.S. government bonds (except to the extent the Fund holds cash equivalent instruments consistent with its investment objective) and is not designed to provide protection against inflation.

BFA uses an indexing approach to try to achieve the Fund’s investment objective. The Fund does not try to “beat” the index it tracks and does not seek temporary defensive positions when markets decline or appear overvalued.

Indexing may eliminate the chance that the Fund will substantially outperform the Underlying Index but also may reduce some of the risks of active management, such as poor security selection. Indexing seeks to achieve lower costs and better after-tax performance by aiming to keep portfolio turnover low in comparison to actively managed investment companies.

BFA uses a representative sampling indexing strategy to manage the Fund. "Representative sampling" is an indexing strategy that involves investing in a representative sample of securities or other instruments that collectively has an investment profile similar to that of an applicable underlying index. The instruments selected are expected to have, in the aggregate, investment characteristics (based on factors such as market value and industry weightings), fundamental characteristics (such as return variability, duration (*i.e.*, an instrument's price sensitivity to a change in interest rates), maturity or credit ratings and yield) and liquidity measures similar to those of an applicable underlying index. The Fund may or may not hold all of the components of the Underlying Index.

The Fund will invest at least 80% of its assets in the component instruments of the Underlying Index, and (except during the last twelve months of the Fund's operations) the Fund will invest at least 90% of its assets in fixed income securities of the types included in the Underlying Index that BFA believes will help the Fund track the Underlying Index. The Fund will invest no more than 10% of its assets in futures, options and swaps contracts that BFA believes will help the Fund track the Underlying Index as well as in fixed income securities other than the types included in the Underlying Index, but which BFA believes will help the Fund track the Underlying Index. Cash and cash equivalent investments associated with a derivative position will be treated as part of that position for the purposes of calculating the percentage of investments included in the Underlying Index.

In the last six months of operation, as the bonds held by the Fund mature, the proceeds may not be reinvested by the Fund in bonds but instead will be held in cash and cash equivalents. By fifteen days prior to maturity, the Underlying Index is expected to consist almost entirely of cash and cash equivalents. On or around this date, the Fund will wind up and terminate. After appropriate provision is made for any Fund liabilities, its net assets will be distributed to then-current shareholders pursuant to a plan of liquidation. The Fund's termination was approved by a majority of the Trust's Board of Trustees (the "Board") and does not require additional approval by Fund shareholders. The Board may extend the termination date if a majority of the Board determines the extension to be in the best interest of the Fund.

The Fund seeks to track the investment results of the Underlying Index before fees and expenses of the Fund. To the extent that the Fund invests in money market or similar funds, it will incur the fees and expenses of such funds.

The Fund should not be confused with a target date fund, which has assets that are managed according to a particular investment strategy that converts fund assets to conservative investments over time.

The Fund may lend securities representing up to one-third of the value of the Fund's total assets (including the value of any collateral received).

The Underlying Index is sponsored by Bloomberg, which is independent of the Fund and BFA. The Index Provider determines the composition and relative weightings of the components of the Underlying Index and publishes information regarding the market value of the Underlying Index.

Industry Concentration Policy. The Fund will concentrate its investments (*i.e.*, hold 25% or more of its total assets) in a particular industry or group of industries to approximately the same extent that the Underlying Index is concentrated. For purposes of this limitation, securities of the U.S. government (including its agencies and instrumentalities), repurchase agreements collateralized by U.S. government securities, and securities of state or municipal governments and their political subdivisions are not considered to be issued by members of any industry.

Summary of Principal Risks

As with any investment, you could lose all or part of your investment in the Fund, and the Fund's performance could trail that of other investments. The Fund is subject to certain risks, including the principal risks noted below, any of which may adversely affect the Fund's net asset value per share ("NAV"), trading price, yield, total return and ability to meet its investment objective. Certain key risks are prioritized below (with others following in alphabetical order), but the relative significance of any risk is difficult to predict and may change over time. You should review each risk factor carefully.

High Yield Securities Risk. Debt securities that are rated below investment grade (commonly referred to as "junk bonds") and debt securities that are unrated are generally considered to be speculative. Compared to higher-quality debt securities, high yield securities are subject to a greater risk of default, illiquidity, price volatility and valuation uncertainty. Such investments may be subject to additional risks including subordination to other creditors, no collateral or limited rights in collateral, lack of a regular trading market, prepayment risk, and lack of publicly available information.

Credit Risk. Credit risk is the risk that an issuer, guarantor or liquidity provider of a fixed-income security may be unable or unwilling, or may be perceived as unable or unwilling, to make timely principal and/or interest payments or to otherwise honor its obligations. The credit rating assigned to a security or its issuer does not necessarily reflect the issuer's current financial condition or an investment's volatility or liquidity. An actual or perceived decline in an issuer's creditworthiness may result in a decrease in the value and liquidity of its securities as well as greater price volatility, which may make it difficult to sell the securities. The Fund may be adversely affected if an investment that it holds experiences a downgrade or a default.

Income Risk. The Fund's income may decline due to falling interest rates or other factors. This can occur because the Fund may be required to invest in lower-yielding bonds when a bond in the Fund's portfolio matures, is near maturity, is called or is prepaid, when bonds in the Underlying Index are substituted, or when the Fund otherwise needs to purchase additional bonds. The Index Provider's substitution of bonds in the Underlying Index may occur, for example, when the time to maturity for the bond no longer matches the Underlying Index's stated maturity guidelines.

Market Risk. The Fund could lose money over short periods due to short-term market movements and over longer periods during more prolonged market downturns. Local, regional or global events such as war, acts of terrorism, pandemics or other public health issues, recessions, the prospect or occurrence of a sovereign default or other financial crisis, or other events could have a significant impact on the Fund and its investments and could result in increased premiums or discounts to the Fund's NAV.

Index-Related Risk. The Index Provider may rely on various sources of information to assess the criteria of components of the Underlying Index, including information that may be based on assumptions and estimates. Neither the Fund nor BFA can offer assurances that the Index Provider's methodology or sources of information will provide an accurate assessment of included components or will result in the Fund meeting its investment objective. Errors in index data, index computations or the construction of the Underlying Index in accordance with its methodology may occur, and the Index Provider may not identify or correct them promptly or at all, which may have an adverse impact on the Fund and its shareholders. Unusual market conditions or other unforeseen circumstances (such as natural disasters, political unrest or war) may impact the Index Provider or a third-party data provider and could cause the Index Provider to postpone a scheduled rebalance. This could cause the Underlying Index to vary from its normal or expected composition.

Asset Class Risk. The securities and other assets in the Underlying Index or in the Fund's portfolio may underperform in comparison to financial markets generally, a particular financial market, another index, or other asset classes.

Assets Under Management (AUM) Risk. From time to time, an Authorized Participant (as defined below in *Authorized Participant Concentration Risk*), a third-party investor, the Fund's adviser, an affiliate of the Fund's adviser, or another fund may invest in the Fund and hold its investment for a specific period of time to allow the Fund to achieve size or scale. There can be no assurance that any such entity would not redeem its investment or that the size of the Fund would be maintained at such levels, which could negatively impact the Fund.

Authorized Participant Concentration Risk. An "Authorized Participant" is a member or participant of a clearing agency registered with the SEC, which has a written agreement with the Fund or one of its service providers that allows the Authorized Participant to place orders for the purchase and redemption of creation units ("Creation Units"). Only an Authorized Participant may engage in creation or redemption transactions directly with the Fund. There are a limited number of institutions that may act as Authorized Participants for the Fund, including on an agency basis on behalf of other market participants. No Authorized Participant is obligated to engage in creation or redemption transactions. To the extent that Authorized Participants exit the business or do not place creation or redemption orders for the Fund and no other Authorized Participant places orders, Fund shares are more likely to trade at a premium or discount to NAV and possibly face trading halts or delisting.

Call Risk. During periods of falling interest rates, an issuer of a callable debt obligation held by the Fund may "call" or repay the debt obligation before its stated maturity, and the Fund may have

to reinvest the proceeds in instruments with lower yields, which would result in a decline in the Fund's income, or in instruments with greater risks or with other less favorable features.

Communications Companies Risk. Companies in the communications industry ("communications companies") include telecommunications and media companies. Communications companies face risks related to cybersecurity incidents, data breaches, new technologies, substantial capital requirements, government regulation, cyclicity of revenues and earnings, obsolescence of products and services, and changes in consumer preferences and expectations, among other things.

Concentration Risk. The Fund may be susceptible to an increased risk of loss, including losses due to adverse events that affect the Fund's investments more than the market as a whole, to the extent that the Fund's investments are concentrated in the securities or other assets of one or more issuers, countries or other geographic units, markets, industries, project types, or asset classes.

Consumer Goods and Services Companies Risk. Consumer goods and services companies face risks related to changes in consumer preferences and disposable income, commodity prices, government regulation, supply chain disruptions, damage to brand or reputation, economic slowdown and labor shortages, among other things.

Declining Yield Risk. In the months leading up to the Fund's planned termination date, the Fund's yield may move toward prevailing money market rates and may be lower than the yields of the bonds previously held by the Fund and lower than prevailing yields for bonds in the market.

Fluctuation of Yield and Liquidation Amount Risk. The Fund, unlike a direct investment in a bond that has a level coupon payment and a fixed payment at maturity, will make distributions of income that vary over time. It is expected that an investment in the Fund, if held through maturity, will produce aggregate returns comparable to a direct investment in a group of bonds of similar credit quality and maturity. Unlike a direct investment in bonds, the breakdown of returns between Fund distributions and liquidation proceeds are not predictable at the time of your investment. For example, at times during the Fund's existence it may make distributions at a greater (or lesser) rate than the coupon payments received on the Fund's portfolio, which would result in the Fund returning a lesser (or greater) amount on liquidation than would otherwise be the case. The rate of Fund distribution payments may adversely affect the tax characterization of your returns from an investment in the Fund relative to a direct investment in bonds. If the amount you receive as liquidation proceeds upon the Fund's termination is higher or lower than your cost basis, you may experience a gain or loss for tax purposes.

Illiquid Investments Risk. An illiquid investment is any investment that the Fund reasonably expects cannot be sold or disposed of in current market conditions in seven calendar days or less without significantly changing the market value of the investment. To the extent the Fund holds illiquid investments, the illiquid investments may reduce its returns because the Fund may be unable to transact at advantageous times or prices. In addition, if the Fund is limited in its ability to sell illiquid investments during

periods when shareholders are redeeming their shares, it will need to sell liquid securities to meet redemption requests and illiquid securities will become a larger portion of the Fund's holdings. During periods of market volatility, liquidity in the market for Fund shares may be impacted by the liquidity in the market for the underlying securities or other assets held by the Fund, which could lead to Fund shares trading at a premium or discount to the Fund's NAV.

Industrial Companies Risk. Industrial companies face a number of risks, including supply chain and distribution disruptions, business interruptions, product obsolescence, third-party vendor risks, cyber attacks, trade disputes, product recalls, liability claims, scarcity of materials or parts, excess capacity, changes in consumer preferences, and volatility in commodity prices and currencies. The performance of such companies may also be affected by technological developments, labor relations, legislative and regulatory changes, government spending policies, and changes in domestic and international economies.

Interest Rate Risk. Interest rate risk refers to the risk of fluctuations in the value of a fixed-income security due to changes in the general level of interest rates. Interest rate changes can be sudden and unpredictable and are influenced by a number of factors, including government policy, monetary policy, inflation expectations, perceptions of risk, and supply and demand for fixed-income securities. An increase in interest rates generally will cause the value of fixed-income securities to decline. Securities with longer maturities generally are more sensitive to interest rate changes and subject to greater fluctuations in value. Changes in interest rates may have unpredictable effects on fixed-income markets and result in heightened volatility and lower liquidity for certain instruments, which may adversely affect a Fund's performance. During periods of very low or negative interest rates, a Fund may be unable to maintain positive returns or pay dividends to shareholders.

Issuer Risk. The performance of the Fund depends on the performance of individual securities or other assets to which the Fund has exposure. The value of securities or other assets may decline, or perform differently from the market as a whole, due to changes in the financial condition or credit rating of the issuer or counterparty.

Management Risk. The Fund generally does not attempt to take defensive positions under any market conditions, including declining markets. As the Fund will not fully replicate the Underlying Index and may hold securities or other assets not included in the Underlying Index, it is subject to the risk that the investment strategy of BFA may not produce the intended results. There is no guarantee that the Fund's investment results will have a high degree of correlation to those of the Underlying Index or that the Fund will achieve its investment objective.

Market Trading Risk. The Fund faces numerous market trading risks, including the potential lack of an active market for Fund shares (including through a trading halt), losses from trading in secondary markets, periods of high volatility, and disruptions in the process of creating and redeeming Fund shares. Any of these factors, among others, may lead to the Fund's shares trading in the secondary market at a premium or discount to NAV or to the intraday value of the Fund's portfolio holdings. If you buy Fund shares at a time when the market price is at a premium to NAV or

sell Fund shares at a time when the market price is at a discount to NAV, you may pay significantly more or receive significantly less than the underlying value of the Fund shares.

Non-Diversification Risk. The Fund is classified as "non-diversified." This means that, compared with funds that are classified as "diversified," the Fund may invest a greater percentage of its assets in securities or other instruments representing a small number of issuers or counterparties and thus may be more susceptible to the risks associated with these particular issuers or counterparties. As a result, the Fund's performance may depend to a greater extent on the performance of a small number of issuers or counterparties, which may lead to more volatility in the Fund's NAV.

Operational and Technology Risks. The Fund is directly and indirectly susceptible to operational and technology risks, including those related to human errors, processing errors, communication errors, systems failures, cybersecurity incidents, and the use of artificial intelligence and machine learning ("AI"), which may result in losses for the Fund and its shareholders or may impair the Fund's operations. While the Fund's service providers are required to have appropriate operational, information security and cybersecurity risk management policies and procedures, their methods of risk management may differ from those of the Fund. Operational and technology risks for the issuers in which the Fund invests could also result in material adverse consequences for such issuers and may cause the Fund's investments in such issuers to lose value.

Privately Issued Securities Risk. Privately issued securities are securities that have not been registered under the 1933 Act. Such securities typically are subject to legal restrictions on resale and generally are not traded in established public markets. As a result, privately issued securities may be deemed to be illiquid investments, may be more difficult to value than publicly traded securities, may be subject to wide fluctuations in value and may have higher transaction costs. There can be no assurance that a trading market will exist at any time for any particular privately issued security. Difficulty in selling such securities at a desirable time or price may result in a loss to the Fund.

Reinvestment Risk. The Fund may invest a portion of its assets in short-term fixed-income instruments and, as a result, may be adversely affected if interest rates fall because it may have to invest in lower-yielding instruments as bonds in the Fund's portfolio mature.

Risk of Investing in the U.S. Investing in U.S. issuers subjects the Fund to legal, regulatory, political, currency, security, and economic risks that are specific to the U.S. Certain changes in the U.S., such as a weakening of the U.S. economy or a decline in its financial markets, may have an adverse effect on U.S. issuers.

Securities Lending Risk. The Fund may engage in securities lending. Securities lending involves the risk that the Fund may lose money because the borrower of the loaned securities fails to return the securities in a timely manner or at all. The Fund could also lose money in the event of a decline in the value of collateral provided for loaned securities or a decline in the value of any investments made with cash collateral. These events could also trigger adverse tax consequences for the Fund.

Small Fund Risk. When the Fund's size is small, the Fund may experience low trading volume and wide bid/ask spreads. The Fund's performance near its inception date may not represent how the Fund will perform in the future or with a larger asset base. A Fund that holds fixed-income securities may buy smaller-sized bonds known as "odd lots," which may be purchased or sold at a discount to similar "round lot" bonds. The prices used by the Fund may differ from the value that would be realized if these securities were sold, and the impact of such pricing differences on a Fund's performance may be heightened when the Fund's size is small. In addition, the Fund may face the risk of being delisted if it does not meet certain requirements set by the listing exchange. Any resulting liquidation of the Fund could lead to elevated transaction costs for the Fund and negative tax consequences for its shareholders.

Tracking Error Risk. The Fund may be subject to "tracking error," which is the divergence of the Fund's performance from that of the Underlying Index. Tracking error may occur due to a number of factors, including differences between the securities and other assets held in the Fund's portfolio and those included in the Underlying Index; differences in the timing and methodologies used to value securities and other assets; transaction costs and other expenses incurred by the Fund that the Underlying Index does not incur; the Fund's holding of uninvested cash; differences in the timing of the accrual or the valuation of dividends or interest received by the Fund or distributions paid to Fund shareholders; tax gains or losses; differences between the amount and/or timing of withholding taxes on dividends reflected in the Underlying Index from the Fund's obligation, if any, for foreign withholding taxes; the requirements for the Fund to maintain pass-through tax treatment; portfolio transactions

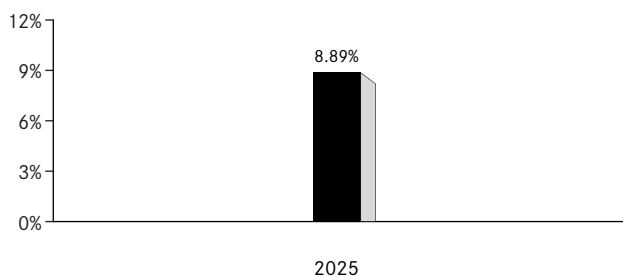
carried out to minimize the distribution of capital gains to shareholders; the acceptance of custom baskets; changes to the Underlying Index; and impacts to the Fund of complying with certain regulatory requirements or limits. Tracking error risk may be heightened during times of increased market volatility or other unusual market conditions. A Fund that tracks an index where high yield securities are an investment focus may experience higher tracking error than ETFs that do not track such indexes. Until the Fund reaches greater scale, it may experience higher tracking error than is typical for similar index ETFs. A Fund that tracks an index with exposure to non-U.S. issuers may experience higher tracking error than ETFs that do not track such indexes.

Valuation Risk. The price that the Fund could receive upon the sale (or other disposition) of a security or other asset may differ from the Fund's valuation of the security or other asset, particularly for securities or other assets that trade in low volume or volatile markets or that are valued using a fair value methodology. The price received by the Fund also may differ from the value used by the Underlying Index. In addition, the value of the securities or other assets in the Fund's portfolio may change on days or during time periods when investors are not able to purchase or sell Fund shares. Authorized Participants that create or redeem Fund shares on days when the Fund is holding fair-valued securities or other assets may receive fewer or more shares, or lower or higher redemption proceeds, than they would have received had the securities or other assets not been fair valued or been valued using a different methodology. The ability to value investments may be impacted by technological issues or errors by pricing services or other third-party service providers.

Performance Information

The performance information below illustrates how the Fund's performance has varied over different periods and provides some indication of the risks of investing in the Fund. The bar chart shows how the performance of the Fund has varied from one calendar year to another over the periods shown. The table compares the Fund's performance to that of an appropriate broad-based securities market index and the Underlying Index. Returns assume the reinvestment of any dividends and distributions. The Fund's returns reflect the impact of any agreements to waive or reimburse expenses, which would reduce performance if not in effect. Past performance (before and after taxes) does not necessarily indicate how the Fund will perform in the future. Updated performance information, including the Fund's current NAV, may be obtained by visiting www.iShares.com or by calling 1-800-iShares (1-800-474-2737) (toll free).

Calendar Year-by-Year Returns



	<u>Return (%)</u>	<u>Period Ended</u>
During the periods shown in the chart:		
Best Quarter	4.09%	June 30, 2025
Worst Quarter	0.98%	March 31, 2025

Average Annual Total Returns (for the periods ended December 31, 2025)

	<u>One Year</u>	<u>Since Fund Inception</u>
(Inception Date: 5/22/2024)		
Return Before Taxes	8.89%	8.85%
Return After Taxes on Distributions	6.01%	5.99%
Return After Taxes on Distributions and Sale of Fund Shares	5.20%	5.52%
Bloomberg U.S. Universal Index (Returns do not reflect deductions for fees, expenses or taxes)	7.58%	6.63%
Bloomberg 2031 Term High Yield and Income Index (Returns do not reflect deductions for fees, expenses or taxes)	9.18%	9.08%

After-tax returns in the table above are calculated using the historical highest individual U.S. federal marginal income tax rates and do not reflect the impact of state or local taxes. Actual after-tax returns depend on an investor's tax situation and may differ from those shown, and after-tax returns shown are not relevant to tax-exempt investors or investors who hold shares through tax-deferred arrangements, such as 401(k) plans or individual retirement accounts ("IRAs"). Fund returns after taxes on distributions and sales of Fund shares are calculated assuming that an investor has sufficient capital gains of the same character from other investments to offset any capital losses from the sales of Fund shares. As a result, Fund returns after taxes on distributions and sales of Fund shares may exceed Fund returns before taxes and/or returns after taxes on distributions.

Management

Investment Adviser. BlackRock Fund Advisors.

Portfolio Managers. Jonathan Graves, James Mauro and Marcus Tom (the “Portfolio Managers”) are primarily responsible for the day-to-day management of the Fund. Each Portfolio Manager supervises a portfolio management team. Mr. Graves, Mr. Mauro and Mr. Tom have been Portfolio Managers of the Fund since 2025, 2024 and 2025, respectively.

Purchase and Sale of Fund Shares

The Fund is an ETF. Individual shares of the Fund may only be bought and sold in the secondary market through a broker-dealer. Because ETF shares trade at market prices rather than at NAV, shares may trade at a price greater than NAV (a premium) or less than NAV (a discount). An investor may incur costs attributable to the difference between the highest price a buyer is willing to pay to purchase shares of the Fund (bid) and the lowest price a seller is willing to accept for shares of the Fund (ask) when buying or selling shares in the secondary market (the “bid-ask spread”).

Tax Information

The Fund intends to make distributions that may be taxable to you as ordinary income or capital gains, unless you are investing through a tax-deferred arrangement such as a 401(k) plan or an IRA, in which case, your distributions generally will be taxed when withdrawn.

Payments to Broker-Dealers and Other Financial Intermediaries

If you purchase shares of the Fund through a broker-dealer or other financial intermediary (such as a bank), BFA or other related companies may pay the intermediary for marketing activities and presentations, educational training programs, conferences, the development of technology platforms and reporting systems or other services related to the sale or promotion of the Fund. These payments may create a conflict of interest by influencing the broker-dealer or other intermediary and your salesperson to recommend the Fund over another investment. Ask your salesperson or visit your financial intermediary’s website for more information.

iSHARES[®] iBONDS[®] 2032 TERM HIGH YIELD AND INCOME ETF

Ticker: IBHL

Stock Exchange: Cboe BZX

Investment Objective

The iShares iBonds 2032 Term High Yield and Income ETF (the “Fund”) seeks to track the investment results of an index composed of U.S. dollar-denominated, high yield and other income generating corporate bonds maturing in 2032.

Fees and Expenses

The following table describes the fees and expenses that you will incur if you buy, hold and sell shares of the Fund. Amounts in the table are rounded to the nearest basis point, which in some cases may be “0.00.” The investment advisory agreement between iShares Trust (the “Trust”) and BlackRock Fund Advisors (“BFA”) (the “Investment Advisory Agreement”) provides that BFA will pay all operating expenses of the Fund, except: (i) the management fees, (ii) interest expenses, (iii) taxes, (iv) expenses incurred with respect to the acquisition and disposition of portfolio securities and the execution of portfolio transactions, including brokerage commissions, (v) distribution fees or expenses, and (vi) litigation expenses and any extraordinary expenses.

The Fund may incur “Acquired Fund Fees and Expenses.” Acquired Fund Fees and Expenses reflect the Fund’s *pro rata* share of the fees and expenses incurred indirectly by the Fund as a result of investing in other investment companies. The impact of Acquired Fund Fees and Expenses is included in the Fund’s total return but is not included in the Fund’s ratio of expenses to average net assets. Both figures are shown in the *Financial Highlights* section of the Fund’s prospectus (the “Prospectus”). BFA, the investment adviser to the Fund, has contractually agreed to waive a portion of its management fees in an amount equal to the Acquired Fund Fees and Expenses, if any, attributable to investments by the Fund in other funds advised by BFA or its affiliates through the termination date of the Fund, on or about December 15, 2032. The contractual waiver may be terminated prior to the Fund’s termination only upon the written agreement of the Trust and BFA.

You may pay other fees, such as brokerage commissions and other fees to financial intermediaries, which are not reflected in the tables and examples below.

Annual Fund Operating Expenses
(ongoing expenses that you pay each year as a percentage of the value of your investments)¹

Management Fees	Distribution and Service (12b-1) Fees	Other Expenses ²	Acquired Fund Fees and Expenses ²	Total Annual Fund Operating Expenses	Fee Waiver and/or Expense Reimbursement	Total Annual Fund Operating Expenses After Fee Waiver and/or Expense Reimbursement
0.35%	None	0.00%	0.00%	0.35%	(0.00)%	0.35%

¹ Operating expenses paid by BFA under the Investment Advisory Agreement exclude Acquired Fund Fees and Expenses, if any.

² Based on estimated amounts for the current fiscal year.

Example. This Example is intended to help you compare the cost of owning shares of the Fund with the cost of investing in other funds. The Example assumes that you invest \$10,000 in the Fund for the time periods indicated and then sell all of your shares at the end of those periods. Fund expenses (and any applicable waivers) are calculated only through December 15, 2032 because the Fund is scheduled to cease operations and liquidate by that date. The Example also assumes that your investment has a 5% return each year and that the Fund’s operating expenses remain the same. Although your actual costs may be higher or lower, based on these assumptions, your costs would be:

1 Year	3 Years	5 Years	Maturity
\$36	\$113	\$197	\$279

Portfolio Turnover. The Fund may pay transaction costs, such as commissions, when it buys and sells securities (or “turns over” its portfolio). A higher portfolio turnover rate may indicate higher transaction costs and may result in higher taxes when Fund shares are held in a taxable account. These costs, which are not reflected in the Annual Fund Operating Expenses or in the Example, affect the Fund’s performance. From inception (March 25, 2025) to the most recent fiscal year end, the Fund’s portfolio turnover rate was 26% of the average value of its portfolio.

Principal Investment Strategies

The Fund seeks to meet its investment objective generally by investing in component securities of the Bloomberg 2032 Term High Yield and Income Index (the “Underlying Index”). The Fund may also invest in U.S. government securities, short-term paper, cash and cash equivalents, including shares of money market funds advised by BFA or its affiliates.

The Fund is a term fund that will terminate on or about December 15, 2032, at which time it will distribute its remaining net assets to shareholders pursuant to a plan of liquidation. The Fund does not seek to return any predetermined amount at maturity or in periodic distributions. The Underlying Index is composed of U.S. dollar denominated, taxable, fixed-rate, high yield (which are considered below investment-grade and commonly referred to as “junk bonds”) and BBB or equivalently rated (as determined by Bloomberg Index Services Limited (the “Index Provider” or “Bloomberg”)) corporate bonds scheduled to mature between January 1, 2032 and December 15, 2032, inclusive. As of October 31, 2025, the Underlying Index includes approximately 197 component securities. Securities eligible for inclusion in the Underlying Index are selected from a universe of corporate issuers (e.g., industrial, financial institutions, utilities) determined by Bloomberg. As of October 31, 2025, a significant portion of the Underlying Index is represented by securities of companies in the consumer goods and services and industrial industries or sectors. The components of the Underlying Index are likely to change over time.

The bonds in the Underlying Index have \$250 million or more of outstanding face value at the time of inclusion. The non-U.S. corporate issuers included in the Underlying Index consist primarily of corporate bonds issued by companies domiciled in developed countries. The Fund will invest in non-U.S. issuers to the extent necessary for it to track the Underlying Index. Each bond included in the Underlying Index must be registered with the SEC, have been exempt from registration at issuance, or have been offered pursuant to Rule 144A under the Securities Act of 1933, as amended (the “1933 Act”). Subject to the methodology of the Underlying Index discussed below, the securities in the Underlying Index may carry a coupon that steps-up according to a predetermined schedule (i.e., the interest rate paid on such securities will increase over time). Securities are market-cap weighted within the Underlying Index, with a 3% cap typically imposed on any one issuer, and a pro rata distribution of any excess weight across the remaining issuers in the Underlying Index.

The securities in the Underlying Index are updated on the last calendar day of each month until six months before maturity, with the last rebalance date on June 30, 2032.

The Underlying Index consists of bonds chosen from two sub-indices, the Bloomberg U.S. High Yield Index (the “High Yield Index”) and the Bloomberg U.S. Corporate Index (the “Corporate Index”), both of which are stripped of securities maturing outside of the maturity range defined above. BBB-rated bonds from the Corporate Index will be introduced to the Underlying Index under the following conditions: (1) in the last 1.5 years but before the last 6 months of the Underlying Index’s term, the Underlying Index will introduce BBB-rated bonds (which are considered investment-grade) as constituent high yield bonds (which are considered below investment-grade) are called, no longer qualify for inclusion (due to, among other factors, sector reclassifications of issuers, changes in the credit rating of bonds included in the Underlying Index or rebalances to maintain issuer limits), or decline in value compared to a reference point set at 1.5 years from the Underlying Index’s term or (2) if, prior to the last 1.5 years remaining in the Underlying Index’s term, the market value of the high yield bonds in the Underlying Index declines below \$30 billion, the Underlying Index will add BBB-rated bonds to maintain a \$30 billion minimum market value for the Underlying Index. In the final year of the Underlying Index’s term, any principal and interest paid by index constituents is treated as follows: (1) during the first six months of the final year, the Underlying Index reinvests proceeds pro-rata into the remaining bonds in the Underlying Index, and (2) during the last six months of the final year, principal is not reinvested and is presumed to be held in cash while earning no interest.

Bonds with a clean price (i.e., the price does not include accrued interest between coupon payments) below \$60 are excluded from the Underlying Index and subject to a 3 month lock-out period before they are eligible for inclusion again at rebalance. During the final 1.5 years of the maturity of the index, bonds that fall below \$60 at rebalance will be permanently ineligible for the Underlying Index.

In addition, to be included in the Underlying Index, securities must be rated “high yield” to be selected from the High Yield Index and “BBB” to be selected from the Corporate Index. The bonds from the High Yield Index must have a rating equal to or below “Ba1”/“BB+”/“BB+” and above “CC”. The bonds from the Corporate Index must have a rating of “BBB” (or equivalent). The Index Provider will use the middle rating of Moody’s Investors Service, Inc. (“Moody’s”), Standard & Poor’s® Global Ratings, a subsidiary of S&P Global (“S&P Global Ratings”) and Fitch Ratings, Inc. (“Fitch”) when a rating from all three agencies is available; when a rating from only two agencies is available, the lower is used; when only one agency rates a bond, that rating is used. In cases where ratings are not available, other sources may be used to classify bonds by investment quality.

The Fund is a series of the iShares iBonds fixed maturity series of bond ETFs sponsored by BlackRock, Inc. (“BlackRock”). The Fund does not invest in U.S. savings bonds or other U.S. government bonds (except to the extent the Fund holds cash equivalent instruments consistent with its investment objective) and is not designed to provide protection against inflation.

BFA uses an indexing approach to try to achieve the Fund’s investment objective. The Fund does not try to “beat” the index it tracks and does not seek temporary defensive positions when markets decline or appear overvalued.

Indexing may eliminate the chance that the Fund will substantially outperform the Underlying Index but also may reduce some of the risks of active management, such as poor security selection. Indexing seeks to achieve lower costs and better after-tax performance by aiming to keep portfolio turnover low in comparison to actively managed investment companies.

BFA uses a representative sampling indexing strategy to manage the Fund. "Representative sampling" is an indexing strategy that involves investing in a representative sample of securities or other instruments that collectively has an investment profile similar to that of an applicable underlying index. The instruments selected are expected to have, in the aggregate, investment characteristics (based on factors such as market value and industry weightings), fundamental characteristics (such as return variability, duration (*i.e.*, an instrument's price sensitivity to a change in interest rates), maturity or credit ratings and yield) and liquidity measures similar to those of an applicable underlying index. The Fund may or may not hold all of the components of the Underlying Index.

The Fund will invest at least 80% of its assets in the component instruments of the Underlying Index, and (except during the last twelve months of the Fund's operations) the Fund will invest at least 90% of its assets in fixed income securities of the types included in the Underlying Index that BFA believes will help the Fund track the Underlying Index. The Fund will invest no more than 10% of its assets in futures, options and swaps contracts that BFA believes will help the Fund track the Underlying Index as well as in fixed income securities other than the types included in the Underlying Index, but which BFA believes will help the Fund track the Underlying Index. Cash and cash equivalent investments associated with a derivative position will be treated as part of that position for the purposes of calculating the percentage of investments included in the Underlying Index.

In the last six months of operation, as the bonds held by the Fund mature, the proceeds may not be reinvested by the Fund in bonds but instead will be held in cash and cash equivalents. By fifteen days prior to maturity, the Underlying Index is expected to consist almost entirely of cash and cash equivalents. On or around this date, the Fund will wind up and terminate. After appropriate provision is made for any Fund liabilities, its net assets will be distributed to then-current shareholders pursuant to a plan of liquidation. The Fund's termination was approved by a majority of the Trust's Board of Trustees (the "Board") and does not require additional approval by Fund shareholders. The Board may extend the termination date if a majority of the Board determines the extension to be in the best interest of the Fund.

The Fund seeks to track the investment results of the Underlying Index before fees and expenses of the Fund. To the extent that the Fund invests in money market or similar funds, it will incur the fees and expenses of such funds.

The Fund should not be confused with a target date fund, which has assets that are managed according to a particular investment strategy that converts fund assets to conservative investments over time.

The Fund may lend securities representing up to one-third of the value of the Fund's total assets (including the value of any collateral received).

The Underlying Index is sponsored by Bloomberg, which is independent of the Fund and BFA. The Index Provider determines the composition and relative weightings of the components of the Underlying Index and publishes information regarding the market value of the Underlying Index.

Industry Concentration Policy. The Fund will concentrate its investments (*i.e.*, hold 25% or more of its total assets) in a particular industry or group of industries to approximately the same extent that the Underlying Index is concentrated. For purposes of this limitation, securities of the U.S. government (including its agencies and instrumentalities), repurchase agreements collateralized by U.S. government securities, and securities of state or municipal governments and their political subdivisions are not considered to be issued by members of any industry.

Summary of Principal Risks

As with any investment, you could lose all or part of your investment in the Fund, and the Fund's performance could trail that of other investments. The Fund is subject to certain risks, including the principal risks noted below, any of which may adversely affect the Fund's net asset value per share ("NAV"), trading price, yield, total return and ability to meet its investment objective. Certain key risks are prioritized below (with others following in alphabetical order), but the relative significance of any risk is difficult to predict and may change over time. You should review each risk factor carefully.

High Yield Securities Risk. Debt securities that are rated below investment grade (commonly referred to as "junk bonds") and debt securities that are unrated are generally considered to be speculative. Compared to higher-quality debt securities, high yield securities are subject to a greater risk of default, illiquidity, price volatility and valuation uncertainty. Such investments may be subject to additional risks including subordination to other creditors, no collateral or limited rights in collateral, lack of a regular trading market, prepayment risk, and lack of publicly available information.

Credit Risk. Credit risk is the risk that an issuer, guarantor or liquidity provider of a fixed-income security may be unable or unwilling, or may be perceived as unable or unwilling, to make timely principal and/or interest payments or to otherwise honor its obligations. The credit rating assigned to a security or its issuer does not necessarily reflect the issuer's current financial condition or an investment's volatility or liquidity. An actual or perceived decline in an issuer's creditworthiness may result in a decrease in the value and liquidity of its securities as well as greater price volatility, which may make it difficult to sell the securities. The Fund may be adversely affected if an investment that it holds experiences a downgrade or a default.

Income Risk. The Fund's income may decline due to falling interest rates or other factors. This can occur because the Fund may be required to invest in lower-yielding bonds when a bond in the Fund's portfolio matures, is near maturity, is called or is prepaid, when bonds in the Underlying Index are substituted, or when the Fund otherwise needs to purchase additional bonds. The Index Provider's substitution of bonds in the Underlying Index may occur, for example, when the time to maturity for the bond no longer matches the Underlying Index's stated maturity guidelines.

Market Risk. The Fund could lose money over short periods due to short-term market movements and over longer periods during more prolonged market downturns. Local, regional or global events such as war, acts of terrorism, pandemics or other public health issues, recessions, the prospect or occurrence of a sovereign default or other financial crisis, or other events could have a significant impact on the Fund and its investments and could result in increased premiums or discounts to the Fund's NAV.

Index-Related Risk. The Index Provider may rely on various sources of information to assess the criteria of components of the Underlying Index, including information that may be based on assumptions and estimates. Neither the Fund nor BFA can offer assurances that the Index Provider's methodology or sources of information will provide an accurate assessment of included components or will result in the Fund meeting its investment objective. Errors in index data, index computations or the construction of the Underlying Index in accordance with its methodology may occur, and the Index Provider may not identify or correct them promptly or at all, which may have an adverse impact on the Fund and its shareholders. Unusual market conditions or other unforeseen circumstances (such as natural disasters, political unrest or war) may impact the Index Provider or a third-party data provider and could cause the Index Provider to postpone a scheduled rebalance. This could cause the Underlying Index to vary from its normal or expected composition.

Asset Class Risk. The securities and other assets in the Underlying Index or in the Fund's portfolio may underperform in comparison to financial markets generally, a particular financial market, another index, or other asset classes.

Assets Under Management (AUM) Risk. From time to time, an Authorized Participant (as defined below in *Authorized Participant Concentration Risk*), a third-party investor, the Fund's adviser, an affiliate of the Fund's adviser, or another fund may invest in the Fund and hold its investment for a specific period of time to allow the Fund to achieve size or scale. There can be no assurance that any such entity would not redeem its investment or that the size of the Fund would be maintained at such levels, which could negatively impact the Fund.

Authorized Participant Concentration Risk. An "Authorized Participant" is a member or participant of a clearing agency registered with the SEC, which has a written agreement with the Fund or one of its service providers that allows the Authorized Participant to place orders for the purchase and redemption of creation units ("Creation Units"). Only an Authorized Participant may engage in creation or redemption transactions directly with the Fund. There are a limited number of institutions that may act as Authorized Participants for the Fund, including on an agency basis on behalf of other market participants. No Authorized Participant is obligated to engage in creation or redemption transactions. To the extent that Authorized Participants exit the business or do not place creation or redemption orders for the Fund and no other Authorized Participant places orders, Fund shares are more likely to trade at a premium or discount to NAV and possibly face trading halts or delisting.

Call Risk. During periods of falling interest rates, an issuer of a callable debt obligation held by the Fund may "call" or repay the debt obligation before its stated maturity, and the Fund may have

to reinvest the proceeds in instruments with lower yields, which would result in a decline in the Fund's income, or in instruments with greater risks or with other less favorable features.

Concentration Risk. The Fund may be susceptible to an increased risk of loss, including losses due to adverse events that affect the Fund's investments more than the market as a whole, to the extent that the Fund's investments are concentrated in the securities or other assets of one or more issuers, countries or other geographic units, markets, industries, project types, or asset classes.

Consumer Goods and Services Companies Risk. Consumer goods and services companies face risks related to changes in consumer preferences and disposable income, commodity prices, government regulation, supply chain disruptions, damage to brand or reputation, economic slowdown and labor shortages, among other things.

Declining Yield Risk. In the months leading up to the Fund's planned termination date, the Fund's yield may move toward prevailing money market rates and may be lower than the yields of the bonds previously held by the Fund and lower than prevailing yields for bonds in the market.

Fluctuation of Yield and Liquidation Amount Risk. The Fund, unlike a direct investment in a municipal bond that has a level coupon payment and a fixed payment at maturity, will make distributions of income that vary over time. It is expected that an investment in the Fund, if held through maturity, will produce aggregate returns comparable to a direct investment in a group of municipal bonds of similar credit quality and maturity. Unlike a direct investment in municipal bonds, the breakdown of returns between Fund distributions and liquidation proceeds are not predictable at the time of your investment. For example, at times during the Fund's existence it may make distributions at a greater (or lesser) rate than the coupon payments received on the Fund's portfolio, which would result in the Fund returning a lesser (or greater) amount on liquidation than would otherwise be the case. The rate of Fund distribution payments may adversely affect the tax characterization of your returns from an investment in the Fund relative to a direct investment in municipal bonds. If the amount you receive as liquidation proceeds upon the Fund's termination is higher or lower than your cost basis, you may experience a gain or loss for tax purposes.

Illiquid Investments Risk. An illiquid investment is any investment that the Fund reasonably expects cannot be sold or disposed of in current market conditions in seven calendar days or less without significantly changing the market value of the investment. To the extent the Fund holds illiquid investments, the illiquid investments may reduce its returns because the Fund may be unable to transact at advantageous times or prices. In addition, if the Fund is limited in its ability to sell illiquid investments during periods when shareholders are redeeming their shares, it will need to sell liquid securities to meet redemption requests and illiquid securities will become a larger portion of the Fund's holdings. During periods of market volatility, liquidity in the market for Fund shares may be impacted by the liquidity in the market for the underlying securities or other assets held by the Fund, which could lead to Fund shares trading at a premium or discount to the Fund's NAV.

Industrial Companies Risk. Industrial companies face a number of risks, including supply chain and distribution disruptions, business interruptions, product obsolescence, third-party vendor risks, cyber attacks, trade disputes, product recalls, liability claims, scarcity of materials or parts, excess capacity, changes in consumer preferences, and volatility in commodity prices and currencies. The performance of such companies may also be affected by technological developments, labor relations, legislative and regulatory changes, government spending policies, and changes in domestic and international economies.

Interest Rate Risk. Interest rate risk refers to the risk of fluctuations in the value of a fixed-income security due to changes in the general level of interest rates. Interest rate changes can be sudden and unpredictable and are influenced by a number of factors, including government policy, monetary policy, inflation expectations, perceptions of risk, and supply and demand for fixed-income securities. An increase in interest rates generally will cause the value of fixed-income securities to decline. Securities with longer maturities generally are more sensitive to interest rate changes and subject to greater fluctuations in value. Changes in interest rates may have unpredictable effects on fixed-income markets and result in heightened volatility and lower liquidity for certain instruments, which may adversely affect a Fund's performance. During periods of very low or negative interest rates, a Fund may be unable to maintain positive returns or pay dividends to shareholders.

Issuer Risk. The performance of the Fund depends on the performance of individual securities or other assets to which the Fund has exposure. The value of securities or other assets may decline, or perform differently from the market as a whole, due to changes in the financial condition or credit rating of the issuer or counterparty.

Management Risk. The Fund generally does not attempt to take defensive positions under any market conditions, including declining markets. As the Fund will not fully replicate the Underlying Index and may hold securities or other assets not included in the Underlying Index, it is subject to the risk that the investment strategy of BFA may not produce the intended results. There is no guarantee that the Fund's investment results will have a high degree of correlation to those of the Underlying Index or that the Fund will achieve its investment objective.

Market Trading Risk. The Fund faces numerous market trading risks, including the potential lack of an active market for Fund shares (including through a trading halt), losses from trading in secondary markets, periods of high volatility, and disruptions in the process of creating and redeeming Fund shares. Any of these factors, among others, may lead to the Fund's shares trading in the secondary market at a premium or discount to NAV or to the intraday value of the Fund's portfolio holdings. If you buy Fund shares at a time when the market price is at a premium to NAV or sell Fund shares at a time when the market price is at a discount to NAV, you may pay significantly more or receive significantly less than the underlying value of the Fund shares.

Non-Diversification Risk. The Fund is classified as "non-diversified." This means that, compared with funds that are classified as "diversified," the Fund may invest a greater percentage of its assets in securities or other instruments representing a small number of issuers or counterparties and thus

may be more susceptible to the risks associated with these particular issuers or counterparties. As a result, the Fund's performance may depend to a greater extent on the performance of a small number of issuers or counterparties, which may lead to more volatility in the Fund's NAV.

Operational and Technology Risks. The Fund is directly and indirectly susceptible to operational and technology risks, including those related to human errors, processing errors, communication errors, systems failures, cybersecurity incidents, and the use of artificial intelligence and machine learning ("AI"), which may result in losses for the Fund and its shareholders or may impair the Fund's operations. While the Fund's service providers are required to have appropriate operational, information security and cybersecurity risk management policies and procedures, their methods of risk management may differ from those of the Fund. Operational and technology risks for the issuers in which the Fund invests could also result in material adverse consequences for such issuers and may cause the Fund's investments in such issuers to lose value.

Privately Issued Securities Risk. Privately issued securities are securities that have not been registered under the Securities Act of 1933, as amended (the "1933 Act"). Such securities typically are subject to legal restrictions on resale and generally are not traded in established public markets. As a result, privately issued securities may be deemed to be illiquid investments, may be more difficult to value than publicly traded securities, may be subject to wide fluctuations in value and may have higher transaction costs. There can be no assurance that a trading market will exist at any time for any particular privately issued security. Difficulty in selling such securities at a desirable time or price may result in a loss to the Fund.

Reinvestment Risk. The Fund may invest a portion of its assets in short-term fixed-income instruments and, as a result, may be adversely affected if interest rates fall because it may have to invest in lower-yielding instruments as bonds in the Fund's portfolio mature.

Risk of Investing in the U.S. Investing in U.S. issuers subjects the Fund to legal, regulatory, political, currency, security, and economic risks that are specific to the U.S. Certain changes in the U.S., such as a weakening of the U.S. economy or a decline in its financial markets, may have an adverse effect on U.S. issuers.

Securities Lending Risk. The Fund may engage in securities lending. Securities lending involves the risk that the Fund may lose money because the borrower of the loaned securities fails to return the securities in a timely manner or at all. The Fund could also lose money in the event of a decline in the value of collateral provided for loaned securities or a decline in the value of any investments made with cash collateral. These events could also trigger adverse tax consequences for the Fund.

Small Fund Risk. When the Fund's size is small, the Fund may experience low trading volume and wide bid/ask spreads. The Fund's performance near its inception date may not represent how the Fund will perform in the future or with a larger asset base. A Fund that holds fixed-income securities may buy smaller-sized bonds known as "odd lots," which may be purchased or sold at a discount to similar "round lot" bonds. The prices used by the Fund may differ from the value that would be realized if these

securities were sold, and the impact of such pricing differences on a Fund's performance may be heightened when the Fund's size is small. In addition, the Fund may face the risk of being delisted if it does not meet certain requirements set by the listing exchange. Any resulting liquidation of the Fund could lead to elevated transaction costs for the Fund and negative tax consequences for its shareholders.

Tracking Error Risk. The Fund may be subject to "tracking error," which is the divergence of the Fund's performance from that of the Underlying Index. Tracking error may occur due to a number of factors, including differences between the securities and other assets held in the Fund's portfolio and those included in the Underlying Index; differences in the timing and methodologies used to value securities and other assets; transaction costs and other expenses incurred by the Fund that the Underlying Index does not incur; the Fund's holding of uninvested cash; differences in the timing of the accrual or the valuation of dividends or interest received by the Fund or distributions paid to Fund shareholders; tax gains or losses; differences between the amount and/or timing of withholding taxes on dividends reflected in the Underlying Index from the Fund's obligation, if any, for foreign withholding taxes; the requirements for the Fund to maintain pass-through tax treatment; portfolio transactions carried out to minimize the distribution of capital gains to shareholders; the acceptance of custom baskets; changes to the Underlying Index; and impacts to the Fund of complying with certain regulatory requirements or limits. Tracking error risk may be heightened during times of increased market volatility or other

unusual market conditions. A Fund that tracks an index with exposure to non-U.S. issuers may experience higher tracking error than ETFs that do not track such indexes. Until the Fund reaches greater scale, it may experience higher tracking error than is typical for similar index ETFs.

Valuation Risk. The price that the Fund could receive upon the sale (or other disposition) of a security or other asset may differ from the Fund's valuation of the security or other asset, particularly for securities or other assets that trade in low volume or volatile markets or that are valued using a fair value methodology. The price received by the Fund also may differ from the value used by the Underlying Index. In addition, the value of the securities or other assets in the Fund's portfolio may change on days or during time periods when investors are not able to purchase or sell Fund shares. Authorized Participants that create or redeem Fund shares on days when the Fund is holding fair-valued securities or other assets may receive fewer or more shares, or lower or higher redemption proceeds, than they would have received had the securities or other assets not been fair valued or been valued using a different methodology. The ability to value investments may be impacted by technological issues or errors by pricing services or other third-party service providers.

Performance Information

As of the date of this Prospectus, the Fund does not have a full calendar year of performance information to report.

Management

Investment Adviser. BlackRock Fund Advisors.

Portfolio Managers. Jonathan Graves, James Mauro and Marcus Tom (the “Portfolio Managers”) are primarily responsible for the day-to-day management of the Fund. Each Portfolio Manager supervises a portfolio management team. Mr. Graves, Mr. Mauro and Mr. Tom have been Portfolio Managers of the Fund since 2025.

Purchase and Sale of Fund Shares

The Fund is an ETF. Individual shares of the Fund may only be bought and sold in the secondary market through a broker-dealer. Because ETF shares trade at market prices rather than at NAV, shares may trade at a price greater than NAV (a premium) or less than NAV (a discount). An investor may incur costs attributable to the difference between the highest price a buyer is willing to pay to purchase shares of the Fund (bid) and the lowest price a seller is willing to accept for shares of the Fund (ask) when buying or selling shares in the secondary market (the “bid-ask spread”).

Tax Information

The Fund intends to make distributions that may be taxable to you as ordinary income or capital gains, unless you are investing through a tax-deferred arrangement such as a 401(k) plan or an individual retirement account (“IRA”), in which case, your distributions generally will be taxed when withdrawn.

Payments to Broker-Dealers and Other Financial Intermediaries

If you purchase shares of the Fund through a broker-dealer or other financial intermediary (such as a bank), BFA or other related companies may pay the intermediary for marketing activities and presentations, educational training programs, conferences, the development of technology platforms and reporting systems or other services related to the sale or promotion of the Fund. These payments may create a conflict of interest by influencing the broker-dealer or other intermediary and your salesperson to recommend the Fund over another investment. Ask your salesperson or visit your financial intermediary’s website for more information.

iSHARES[®] iBONDS[®] DEC 2026 TERM CORPORATE ETF

Ticker: IBDR

Stock Exchange: NYSE Arca

Investment Objective

The iShares iBonds Dec 2026 Term Corporate ETF (the “Fund”) seeks to track the investment results of an index composed of U.S. dollar-denominated, investment-grade corporate bonds maturing in 2026.

Fees and Expenses

The following table describes the fees and expenses that you will incur if you buy, hold and sell shares of the Fund. Amounts in the table are rounded to the nearest basis point, which in some cases may be “0.00.” The investment advisory agreement between iShares Trust (the “Trust”) and BlackRock Fund Advisors (“BFA”) (the “Investment Advisory Agreement”) provides that BFA will pay all operating expenses of the Fund, except: (i) the management fees, (ii) interest expenses, (iii) taxes, (iv) expenses incurred with respect to the acquisition and disposition of portfolio securities and the execution of portfolio transactions, including brokerage commissions, (v) distribution fees or expenses, and (vi) litigation expenses and any extraordinary expenses.

The Fund may incur “Acquired Fund Fees and Expenses.” Acquired Fund Fees and Expenses reflect the Fund’s *pro rata* share of the fees and expenses incurred indirectly by the Fund as a result of investing in other investment companies. The impact of Acquired Fund Fees and Expenses is included in the Fund’s total return but is not included in the Fund’s ratio of expenses to average net assets. Both figures are shown in the *Financial Highlights* section of the Fund’s prospectus (the “Prospectus”). BFA, the investment adviser to the Fund, has contractually agreed to waive a portion of its management fees in an amount equal to the Acquired Fund Fees and Expenses, if any, attributable to investments by the Fund in other funds advised by BFA or its affiliates through the termination date of the Fund, on or about December 15, 2026. The contractual waiver may be terminated prior to the Fund’s termination only upon the written agreement of the Trust and BFA.

You may pay other fees, such as brokerage commissions and other fees to financial intermediaries, which are not reflected in the tables and examples below.

Annual Fund Operating Expenses
(ongoing expenses that you pay each year as a
percentage of the value of your investments)¹

<u>Management Fees</u>	<u>Distribution and Service (12b-1) Fees</u>	<u>Other Expenses</u>	<u>Acquired Fund Fees and Expenses</u>	<u>Total Annual Fund Operating Expenses</u>	<u>Fee Waiver and/or Expense Reimbursement</u>	<u>Total Annual Fund Operating Expenses After Fee Waiver and/or Expense Reimbursement</u>
0.10%	None	0.00%	0.00%	0.10%	(0.00)%	0.10%

¹ Operating expenses paid by BFA under the Investment Advisory Agreement exclude Acquired Fund Fees and Expenses, if any.

Example. This Example is intended to help you compare the cost of owning shares of the Fund with the cost of investing in other funds. The Example assumes that you invest \$10,000 in the Fund for the time periods indicated and then sell all of your shares at the end of those periods. Fund expenses (and any applicable waivers) are calculated only through December 15, 2026 because the Fund is scheduled to cease operations and liquidate by that date. The Example also assumes that your investment has a 5% return each year and that the Fund’s operating expenses remain the same. Although your actual costs may be higher or lower, based on these assumptions, your costs would be:

Maturity

\$8

Portfolio Turnover. The Fund may pay transaction costs, such as commissions, when it buys and sells securities (or “turns over” its portfolio). A higher portfolio turnover rate may indicate higher transaction costs and may result in higher taxes when Fund shares are held in a taxable account. These costs, which are not reflected in the Annual Fund Operating Expenses or in the Example, affect the Fund’s performance. During the most recent fiscal year, the Fund’s portfolio turnover rate was 3% of the average value of its portfolio.

Principal Investment Strategies

The Fund seeks to meet its investment objective generally by investing in component securities of the Bloomberg December 2026 Maturity Corporate Index (the “Underlying Index”). The Fund may also invest in U.S. government securities, short-term paper, cash and cash equivalents, including shares of money market funds advised by BFA or its affiliates.

The Fund is a term fund that will terminate on or about December 15, 2026, at which time it will distribute its remaining net assets to shareholders pursuant to a plan of liquidation. The Fund does not seek to return any predetermined amount at maturity or in periodic distributions. The Underlying Index is composed of U.S. dollar-denominated, taxable, investment-grade (as determined by Bloomberg Index Services Limited (the “Index Provider” or “Bloomberg”)) corporate bonds scheduled to mature between January 1, 2026 and December 15, 2026, inclusive. As of October 31, 2025, a significant portion of the Underlying Index is represented by securities of companies in the consumer goods and services and financial services industries or sectors. The components of the Underlying Index are likely to change over time.

The Underlying Index consists of U.S. dollar-denominated, investment-grade securities publicly issued by U.S. and non-U.S. corporate issuers that have \$300 million or more of outstanding face value at the time of inclusion. The non-U.S. corporate issuers included in the Underlying Index consist primarily of corporate bonds issued by companies domiciled in developed countries. The Fund will invest in non-U.S. issuers to the extent necessary for it to track the Underlying Index. Each bond included in the Underlying Index must be registered with the SEC, have been exempt from registration at issuance, or have been offered pursuant to Rule 144A under the Securities Act of 1933, as amended (the “1933 Act”), with registration rights. Further, the securities in the Underlying Index must be denominated in U.S. dollars and have a fixed-rate, although they can carry a coupon that steps-up or changes according to a predetermined schedule. In addition, to be included in the Underlying Index, securities that are rated by all three of the rating agencies named below must be rated “investment-grade” by at least two of the three rating agencies, which is defined as Baa3 or higher by Moody’s Investors Service, Inc. or BBB- or higher by S&P Global Ratings or Fitch Ratings, Inc. When ratings from only two of the three rating agencies are available, the lower rating is used to determine eligibility. Securities with a rating from only one of the three ratings agencies must be rated investment-grade in order to be included in the Underlying Index. In cases where ratings are not available, other sources may be used to classify securities by investment quality.

The Underlying Index is constructed with the following methodology. The parent index, the Bloomberg U.S. Corporate Index (the “Parent Index”), representing U.S. dollar-denominated, taxable, investment-grade corporate bonds, is stripped of securities maturing outside of the maturity range defined above. During the final two years of the Underlying Index, bonds that mature in 2026 but had not been eligible for inclusion in the Parent Index due to being within one year of maturity will be eligible for inclusion in the Underlying Index until such bonds reach maturity. Securities are then market-cap weighted within the Underlying Index, with a 3% cap typically imposed on any one issuer, and a *pro rata* distribution of any excess weight across the remaining issuers in the Underlying Index. In the event a 3% cap is not possible due to lack of issuers, the cap will be increased in 0.50% increments until the Underlying Index can be calculated.

The securities in the Underlying Index are updated on the last calendar day of each month until six months prior to maturity. The last rebalance date will be on June 30, 2026. During this final six month period, the Underlying Index will no longer be updated or rebalanced, except to remove securities which are downgraded to below investment-grade per the eligibility criteria described above. Additionally, during this period, existing bond weights will be allowed to float based on changes in market value.

When a bond that is included in the Underlying Index matures, its maturity value will be represented in the Underlying Index by cash throughout the remaining life of the Underlying Index.

The Fund is a series of the iShares iBonds® fixed maturity series of bond ETFs sponsored by BlackRock, Inc. (“BlackRock”). The Fund does not invest in U.S. savings bonds or other U.S. government bonds (except to the extent the Fund holds cash equivalent instruments consistent with its investment objective) and is not designed to provide protection against inflation.

BFA uses an indexing approach to try to achieve the Fund’s investment objective. The Fund does not try to “beat” the index it tracks and does not seek temporary defensive positions when markets decline or appear overvalued.

Indexing may eliminate the chance that the Fund will substantially outperform the Underlying Index but also may reduce some of the risks of active management, such as poor security selection. Indexing seeks to achieve lower costs and better after-tax performance by aiming to keep portfolio turnover low in comparison to actively managed investment companies.

BFA uses a representative sampling indexing strategy to manage the Fund. “Representative sampling” is an indexing strategy that involves investing in a representative sample of securities or other instruments that collectively has an investment profile similar to that of an applicable underlying index. The instruments selected are expected to have, in the aggregate, investment characteristics (based on factors such as market value and industry weightings), fundamental characteristics (such as return variability, duration (*i.e.*, an instrument’s price sensitivity to a change in interest rates), maturity or credit ratings and yield) and liquidity measures similar to those of an applicable underlying index. The Fund may or may not hold all of the components of the Underlying Index.

The Fund will invest at least 80% of its assets in the component instruments of the Underlying Index, and (except during the last twelve months of the Fund’s operations) the Fund will invest at

least 90% of its assets in fixed income securities of the types included in the Underlying Index that BFA believes will help the Fund track the Underlying Index. The Fund will invest no more than 10% of its assets in futures, options and swaps contracts that BFA believes will help the Fund track the Underlying Index as well as in fixed income securities other than the types included in the Underlying Index, but which BFA believes will help the Fund track the Underlying Index. Cash and cash equivalent investments associated with a derivative position will be treated as part of that position for the purposes of calculating the percentage of investments included in the Underlying Index.

In the last six months of operation, as the bonds held by the Fund mature, the proceeds may not be reinvested by the Fund in bonds but instead will be held in cash and cash equivalents. By fifteen days prior to maturity, the Underlying Index is expected to consist almost entirely of cash and cash equivalents. On or around this date, the Fund will wind up and terminate. After appropriate provision is made for any Fund liabilities, its net assets will be distributed to then-current shareholders pursuant to a plan of liquidation. The Fund's termination was approved by a majority of the Trust's Board of Trustees (the "Board") and does not require additional approval by Fund shareholders. The Board may extend the termination date if a majority of the Board determines the extension to be in the best interest of the Fund.

The Fund seeks to track the investment results of the Underlying Index before fees and expenses of the Fund. To the extent that the Fund invests in money market or similar funds, it will incur the fees and expenses of such funds.

The Fund should not be confused with a target date fund, which has assets that are managed according to a particular investment strategy that converts fund assets to conservative investments over time.

The Fund may lend securities representing up to one-third of the value of the Fund's total assets (including the value of any collateral received).

The Underlying Index is sponsored by Bloomberg, which is independent of the Fund and BFA. The Index Provider determines the composition and relative weightings of the components of the Underlying Index and publishes information regarding the market value of the Underlying Index.

Industry Concentration Policy. The Fund will concentrate its investments (*i.e.*, hold 25% or more of its total assets) in a particular industry or group of industries to approximately the same extent that the Underlying Index is concentrated. For purposes of this limitation, securities of the U.S. government (including its agencies and instrumentalities), repurchase agreements collateralized by U.S. government securities, and securities of state or municipal governments and their political subdivisions are not considered to be issued by members of any industry.

Summary of Principal Risks

As with any investment, you could lose all or part of your investment in the Fund, and the Fund's performance could trail that of other investments. The Fund is subject to certain risks, including the principal risks noted below, any of which may adversely affect the Fund's net asset value per share ("NAV"),

trading price, yield, total return and ability to meet its investment objective. Certain key risks are prioritized below (with others following in alphabetical order), but the relative significance of any risk is difficult to predict and may change over time. You should review each risk factor carefully.

Credit Risk. Credit risk is the risk that an issuer, guarantor or liquidity provider of a fixed-income security may be unable or unwilling, or may be perceived as unable or unwilling, to make timely principal and/or interest payments or to otherwise honor its obligations. The credit rating assigned to a security or its issuer does not necessarily reflect the issuer's current financial condition or an investment's volatility or liquidity. An actual or perceived decline in an issuer's creditworthiness may result in a decrease in the value and liquidity of its securities as well as greater price volatility, which may make it difficult to sell the securities. The Fund may be adversely affected if an investment that it holds experiences a downgrade or a default.

Interest Rate Risk. Interest rate risk refers to the risk of fluctuations in the value of a fixed-income security due to changes in the general level of interest rates. Interest rate changes can be sudden and unpredictable and are influenced by a number of factors, including government policy, monetary policy, inflation expectations, perceptions of risk, and supply and demand for fixed-income securities. An increase in interest rates generally will cause the value of fixed-income securities to decline. Securities with longer maturities generally are more sensitive to interest rate changes and subject to greater fluctuations in value. Changes in interest rates may have unpredictable effects on fixed-income markets and result in heightened volatility and lower liquidity for certain instruments, which may adversely affect a Fund's performance. During periods of very low or negative interest rates, a Fund may be unable to maintain positive returns or pay dividends to shareholders.

Market Risk. The Fund could lose money over short periods due to short-term market movements and over longer periods during more prolonged market downturns. Local, regional or global events such as war, acts of terrorism, pandemics or other public health issues, recessions, the prospect or occurrence of a sovereign default or other financial crisis, or other events could have a significant impact on the Fund and its investments and could result in increased premiums or discounts to the Fund's NAV.

Index-Related Risk. The Index Provider may rely on various sources of information to assess the criteria of components of the Underlying Index, including information that may be based on assumptions and estimates. Neither the Fund nor BFA can offer assurances that the Index Provider's methodology or sources of information will provide an accurate assessment of included components or will result in the Fund meeting its investment objective. Errors in index data, index computations or the construction of the Underlying Index in accordance with its methodology may occur, and the Index Provider may not identify or correct them promptly or at all, which may have an adverse impact on the Fund and its shareholders. Unusual market conditions or other unforeseen circumstances (such as natural disasters, political unrest or war) may impact the Index Provider or a third-party data provider and could cause the Index Provider

to postpone a scheduled rebalance. This could cause the Underlying Index to vary from its normal or expected composition.

Asset Class Risk. The securities and other assets in the Underlying Index or in the Fund's portfolio may underperform in comparison to financial markets generally, a particular financial market, another index, or other asset classes.

Authorized Participant Concentration Risk. An "Authorized Participant" is a member or participant of a clearing agency registered with the SEC, which has a written agreement with the Fund or one of its service providers that allows the Authorized Participant to place orders for the purchase and redemption of creation units ("Creation Units"). Only an Authorized Participant may engage in creation or redemption transactions directly with the Fund. There are a limited number of institutions that may act as Authorized Participants for the Fund, including on an agency basis on behalf of other market participants. No Authorized Participant is obligated to engage in creation or redemption transactions. To the extent that Authorized Participants exit the business or do not place creation or redemption orders for the Fund and no other Authorized Participant places orders, Fund shares are more likely to trade at a premium or discount to NAV and possibly face trading halts or delisting.

Call Risk. During periods of falling interest rates, an issuer of a callable debt obligation held by the Fund may "call" or repay the debt obligation before its stated maturity, and the Fund may have to reinvest the proceeds in instruments with lower yields, which would result in a decline in the Fund's income, or in instruments with greater risks or with other less favorable features.

Cash Management Risk. If a significant amount of the Fund's assets is invested in cash and cash equivalents, the Fund may underperform other funds that do not similarly invest in cash and cash equivalents for investment purposes and/or to collateralize derivative instruments. Further, the Fund may face increased credit risk with respect to the bank or other counterparty holding such assets and the risk that the counterparty may be unable or unwilling (or perceived as such) to honor its obligations.

Concentration Risk. The Fund may be susceptible to an increased risk of loss, including losses due to adverse events that affect the Fund's investments more than the market as a whole, to the extent that the Fund's investments are concentrated in the securities or other assets of one or more issuers, countries or other geographic units, markets, industries, project types, or asset classes.

Consumer Goods and Services Companies Risk. Consumer goods and services companies face risks related to changes in consumer preferences and disposable income, commodity prices, government regulation, supply chain disruptions, damage to brand or reputation, economic slowdown and labor shortages, among other things.

Declining Yield Risk. In the months leading up to the Fund's planned termination date, the Fund's yield may move toward prevailing money market rates and may be lower than the yields of the bonds previously held by the Fund and lower than prevailing yields for bonds in the market.

Financial Companies Risk. Financial services companies are subject to extensive governmental regulation and intervention,

which may adversely affect their profitability, the scope of their activities, the prices they can charge, the amount of capital and liquid assets they must maintain and their size, among other things. Financial services companies also may be significantly affected by, among other things, interest rates, economic conditions, volatility in financial markets, credit rating downgrades, adverse public perception, exposure concentration and counterparty risk.

Fluctuation of Yield and Liquidation Amount Risk. The Fund, unlike a direct investment in a bond that has a level coupon payment and a fixed payment at maturity, will make distributions of income that vary over time. It is expected that an investment in the Fund, if held through maturity, will produce aggregate returns comparable to a direct investment in a group of bonds of similar credit quality and maturity. Unlike a direct investment in bonds, the breakdown of returns between Fund distributions and liquidation proceeds are not predictable at the time of your investment. For example, at times during the Fund's existence it may make distributions at a greater (or lesser) rate than the coupon payments received on the Fund's portfolio, which would result in the Fund returning a lesser (or greater) amount on liquidation than would otherwise be the case. The rate of Fund distribution payments may adversely affect the tax characterization of your returns from an investment in the Fund relative to a direct investment in bonds. If the amount you receive as liquidation proceeds upon the Fund's termination is higher or lower than your cost basis, you may experience a gain or loss for tax purposes.

Illiquid Investments Risk. An illiquid investment is any investment that the Fund reasonably expects cannot be sold or disposed of in current market conditions in seven calendar days or less without significantly changing the market value of the investment. To the extent the Fund holds illiquid investments, the illiquid investments may reduce its returns because the Fund may be unable to transact at advantageous times or prices. In addition, if the Fund is limited in its ability to sell illiquid investments during periods when shareholders are redeeming their shares, it will need to sell liquid securities to meet redemption requests and illiquid securities will become a larger portion of the Fund's holdings. During periods of market volatility, liquidity in the market for Fund shares may be impacted by the liquidity in the market for the underlying securities or other assets held by the Fund, which could lead to Fund shares trading at a premium or discount to the Fund's NAV.

Income Risk. The Fund's income may decline due to falling interest rates or other factors. This can occur because the Fund may be required to invest in lower-yielding bonds when a bond in the Fund's portfolio matures, is near maturity, is called or is prepaid, when bonds in the Underlying Index are substituted, or when the Fund otherwise needs to purchase additional bonds. The Index Provider's substitution of bonds in the Underlying Index may occur, for example, when the time to maturity for the bond no longer matches the Underlying Index's stated maturity guidelines.

Issuer Risk. The performance of the Fund depends on the performance of individual securities or other assets to which the Fund has exposure. The value of securities or other assets may decline, or perform differently from the market as a whole, due to

changes in the financial condition or credit rating of the issuer or counterparty.

Management Risk. The Fund generally does not attempt to take defensive positions under any market conditions, including declining markets. As the Fund will not fully replicate the Underlying Index and may hold securities or other assets not included in the Underlying Index, it is subject to the risk that the investment strategy of BFA may not produce the intended results. There is no guarantee that the Fund's investment results will have a high degree of correlation to those of the Underlying Index or that the Fund will achieve its investment objective.

Market Trading Risk. The Fund faces numerous market trading risks, including the potential lack of an active market for Fund shares (including through a trading halt), losses from trading in secondary markets, periods of high volatility, and disruptions in the process of creating and redeeming Fund shares. Any of these factors, among others, may lead to the Fund's shares trading in the secondary market at a premium or discount to NAV or to the intraday value of the Fund's portfolio holdings. If you buy Fund shares at a time when the market price is at a premium to NAV or sell Fund shares at a time when the market price is at a discount to NAV, you may pay significantly more or receive significantly less than the underlying value of the Fund shares.

Operational and Technology Risks. The Fund is directly and indirectly susceptible to operational and technology risks, including those related to human errors, processing errors, communication errors, systems failures, cybersecurity incidents, and the use of artificial intelligence and machine learning ("AI"), which may result in losses for the Fund and its shareholders or may impair the Fund's operations. While the Fund's service providers are required to have appropriate operational, information security and cybersecurity risk management policies and procedures, their methods of risk management may differ from those of the Fund. Operational and technology risks for the issuers in which the Fund invests could also result in material adverse consequences for such issuers and may cause the Fund's investments in such issuers to lose value.

Reinvestment Risk. The Fund may invest a portion of its assets in short-term fixed-income instruments and, as a result, may be adversely affected if interest rates fall because it may have to invest in lower-yielding instruments as bonds in the Fund's portfolio mature.

Reliance on Trading Partners Risk. The Fund invests in countries or regions whose economies are heavily dependent upon trading with key partners. Any reduction in this trading may have an adverse impact on the Fund's investments.

Risk of Investing in China. Investments in Chinese securities, including certain Hong Kong-listed and U.S.-listed securities, are subject to risks specific to China. China may be subject to considerable degrees of economic, political and social instability. Despite economic and market reforms in recent decades, the Chinese government's control over certain sectors and enterprises and significant regulation of investment and industry are still pervasive. Chinese companies are subject to the risk that Chinese authorities can intervene in their operations and structure. Chinese markets generally continue to experience inefficiency, a lack of publicly available information and/or

political and social instability and may be subject to volatility and pricing anomalies resulting from governmental influence. Internal social unrest or confrontations with other countries, including military conflicts in response to such events, may disrupt China's economy and markets and result in a greater risk of currency fluctuations, currency non-convertibility, interest rate fluctuations and higher inflation.

China has experienced security concerns, such as terrorism and strained international relations. Additionally, China is alleged to have participated in state-sponsored cyberattacks against foreign companies and foreign governments. Actual and threatened responses to such activity and strained international relations, including purchasing restrictions, sanctions, export controls, tariffs or cyberattacks on the Chinese government or Chinese companies, may impact China's economy and Chinese issuers in which the Fund invests. Incidents involving China's or the region's security may adversely affect the Chinese economy and markets and the Fund's investments.

The Chinese economy is highly reliant on trade. A reduction in spending on Chinese products and services, supply chain diversification, the institution of additional tariffs or other trade barriers (including as a result of heightened trade tensions or a trade war between China and the U.S. or in response to actual or alleged Chinese cyber activity) or a downturn in any of the economies of China's key trading partners may have an adverse impact on the Chinese economy. The Underlying Index may include companies that are subject to economic or trade restrictions (but not investment restrictions) imposed by the U.S. or other governments due to national security, human rights or other concerns of such government. So long as these restrictions do not include restrictions on investments, the Fund is generally expected to invest in such companies, consistent with its objective to track the performance of the Underlying Index.

Chinese companies, including those listed on U.S. exchanges, are not subject to the same degree of regulatory requirements, accounting standards or auditor oversight as companies in more developed countries. As a result, information about the Chinese securities in which the Fund invests may be less reliable or complete. Chinese companies with securities listed on U.S. exchanges may be delisted if they do not meet U.S. accounting standards and auditor oversight requirements, or for other reasons, which would significantly decrease the liquidity and value of the securities. There may be significant obstacles to obtaining information necessary for investigations into or litigation against Chinese companies, and shareholders may have limited legal remedies.

Many Chinese companies listed on U.S. exchanges use variable interest entities or "VIEs" in their structure as a result of foreign ownership restrictions. Any change in the operations of entities in a VIE structure, the status of VIE contractual arrangements or the legal or regulatory environment in China could result in significant, and possibly permanent and/or total, losses for investments in VIE issuers. The Fund does not select investments based on investor protection considerations.

Risk of Investing in the China Bond Market. The Fund invests directly in the domestic bond market in the People's Republic of China ("China" or the "PRC") (the "China Interbank Bond Market") through the Bond Connect trading channel. All bonds traded

through Bond Connect are registered in the name of the PRC's Central Moneymarkets Unit ("CMU"), which holds such bonds as a nominee owner. The precise nature and rights of the Fund as the beneficial owner of bonds traded in the China Interbank Bond Market through CMU as nominee are relatively new and untested areas of PRC law, and the exact nature of the Fund's remedies and methods of enforcement of its rights and interests under PRC law are uncertain.

Market volatility and potential lack of liquidity due to low trading volume of certain bonds in the China Interbank Bond Market may result in the prices of certain bonds fluctuating significantly. Also, the systems used to trade through Bond Connect may not function as expected. Trading through Bond Connect is also subject to regulatory risks, including laws and regulations that are subject to change. There can be no assurance that Bond Connect or its features or systems will not be materially altered, suspended, discontinued or abolished. The Fund may be subject to additional taxation if certain tax exemptions under PRC tax regulations are withdrawn or amended. Any taxes arising from or to the Fund may be directly borne by, or indirectly passed on to, the Fund, which may substantially impact its NAV. Investing through Bond Connect subjects the Fund to currency risk, to the extent that currency rates used for Bond Connect are different than the rates used in the China Interbank Bond Market.

Risk of Investing in the U.S. Investing in U.S. issuers subjects the Fund to legal, regulatory, political, currency, security, and economic risks that are specific to the U.S. Certain changes in the U.S., such as a weakening of the U.S. economy or a decline in its financial markets, may have an adverse effect on U.S. issuers.

Securities Lending Risk. The Fund may engage in securities lending. Securities lending involves the risk that the Fund may lose money because the borrower of the loaned securities fails to return the securities in a timely manner or at all. The Fund could also lose money in the event of a decline in the value of collateral provided for loaned securities or a decline in the value of any investments made with cash collateral. These events could also trigger adverse tax consequences for the Fund.

Tracking Error Risk. The Fund may be subject to "tracking error," which is the divergence of the Fund's performance from that of

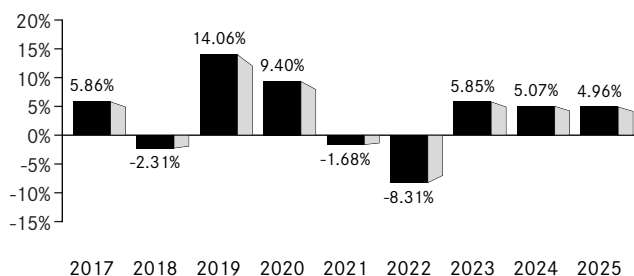
the Underlying Index. Tracking error may occur due to a number of factors, including differences between the securities and other assets held in the Fund's portfolio and those included in the Underlying Index; differences in the timing and methodologies used to value securities and other assets; transaction costs and other expenses incurred by the Fund that the Underlying Index does not incur; the Fund's holding of uninvested cash; differences in the timing of the accrual or the valuation of dividends or interest received by the Fund or distributions paid to Fund shareholders; tax gains or losses; differences between the amount and/or timing of withholding taxes on dividends reflected in the Underlying Index from the Fund's obligation, if any, for foreign withholding taxes; the requirements for the Fund to maintain pass-through tax treatment; portfolio transactions carried out to minimize the distribution of capital gains to shareholders; the acceptance of custom baskets; changes to the Underlying Index; and impacts to the Fund of complying with certain regulatory requirements or limits. Tracking error risk may be heightened during times of increased market volatility or other unusual market conditions. A Fund that tracks an index with exposure to non-U.S. issuers may experience higher tracking error than ETFs that do not track such indexes.

Valuation Risk. The price that the Fund could receive upon the sale (or other disposition) of a security or other asset may differ from the Fund's valuation of the security or other asset, particularly for securities or other assets that trade in low volume or volatile markets or that are valued using a fair value methodology. The price received by the Fund also may differ from the value used by the Underlying Index. In addition, the value of the securities or other assets in the Fund's portfolio may change on days or during time periods when investors are not able to purchase or sell Fund shares. Authorized Participants that create or redeem Fund shares on days when the Fund is holding fair-valued securities or other assets may receive fewer or more shares, or lower or higher redemption proceeds, than they would have received had the securities or other assets not been fair valued or been valued using a different methodology. The ability to value investments may be impacted by technological issues or errors by pricing services or other third-party service providers.

Performance Information

The performance information below illustrates how the Fund's performance has varied over different periods and provides some indication of the risks of investing in the Fund. The bar chart shows how the performance of the Fund has varied from one calendar year to another over the periods shown. The table compares the Fund's performance to that of an appropriate broad-based securities market index and the Underlying Index. Returns assume the reinvestment of any dividends and distributions. The Fund's returns reflect the impact of any agreements to waive or reimburse expenses, which would reduce performance if not in effect. Past performance (before and after taxes) does not necessarily indicate how the Fund will perform in the future. Updated performance information, including the Fund's current NAV, may be obtained by visiting www.iShares.com or by calling 1-800-iShares (1-800-474-2737) (toll free).

Calendar Year-by-Year Returns



	<u>Return (%)</u>	<u>Period Ended</u>
During the periods shown in the chart:		
Best Quarter	9.20%	June 30, 2020
Worst Quarter	-5.18%	March 31, 2022

Average Annual Total Returns (for the periods ended December 31, 2025)

	<u>One Year</u>	<u>Five Years</u>	<u>Since Fund Inception</u>
(Inception Date: 9/13/2016)			
Return Before Taxes	4.96%	1.03%	3.02%
Return After Taxes on Distributions	3.18%	-0.31%	1.67%
Return After Taxes on Distributions and Sale of Fund Shares	2.91%	0.20%	1.72%
Bloomberg U.S. Universal Index (Returns do not reflect deductions for fees, expenses or taxes)	7.58%	0.06%	2.00%
Bloomberg December 2026 Maturity Corporate Index (Returns do not reflect deductions for fees, expenses or taxes)	5.05%	1.10%	3.12%

After-tax returns in the table above are calculated using the historical highest individual U.S. federal marginal income tax rates and do not reflect the impact of state or local taxes. Actual after-tax returns depend on an investor's tax situation and may differ from those shown, and after-tax returns shown are not relevant to tax-exempt investors or investors who hold shares through tax-deferred arrangements, such as 401(k) plans or individual retirement accounts ("IRAs"). Fund returns after taxes on distributions and sales of Fund shares are calculated assuming that an investor has sufficient capital gains of the same character from other investments to offset any capital losses from the sales of Fund shares. As a result, Fund returns after taxes on distributions and sales of Fund shares may exceed Fund returns before taxes and/or returns after taxes on distributions.

Management

Investment Adviser. BlackRock Fund Advisors.

Portfolio Managers. Jonathan Graves, James Mauro and Marcus Tom (the “Portfolio Managers”) are primarily responsible for the day-to-day management of the Fund. Each Portfolio Manager supervises a portfolio management team. Mr. Graves, Mr. Mauro and Mr. Tom have been Portfolio Managers of the Fund since 2025, 2016 and 2025, respectively.

Purchase and Sale of Fund Shares

The Fund is an ETF. Individual shares of the Fund may only be bought and sold in the secondary market through a broker-dealer. Because ETF shares trade at market prices rather than at NAV, shares may trade at a price greater than NAV (a premium) or less than NAV (a discount). An investor may incur costs attributable to the difference between the highest price a buyer is willing to pay to purchase shares of the Fund (bid) and the lowest price a seller is willing to accept for shares of the Fund (ask) when buying or selling shares in the secondary market (the “bid-ask spread”).

Tax Information

The Fund intends to make distributions that may be taxable to you as ordinary income or capital gains, unless you are investing through a tax-deferred arrangement such as a 401(k) plan or an IRA, in which case, your distributions generally will be taxed when withdrawn.

Payments to Broker-Dealers and Other Financial Intermediaries

If you purchase shares of the Fund through a broker-dealer or other financial intermediary (such as a bank), BFA or other related companies may pay the intermediary for marketing activities and presentations, educational training programs, conferences, the development of technology platforms and reporting systems or other services related to the sale or promotion of the Fund. These payments may create a conflict of interest by influencing the broker-dealer or other intermediary and your salesperson to recommend the Fund over another investment. Ask your salesperson or visit your financial intermediary’s website for more information.

iSHARES[®] iBONDS[®] DEC 2027 TERM CORPORATE ETF

Ticker: IBDS

Stock Exchange: NYSE Arca

Investment Objective

The iShares iBonds Dec 2027 Term Corporate ETF (the “Fund”) seeks to track the investment results of an index composed of U.S. dollar-denominated, investment-grade corporate bonds maturing in 2027.

Fees and Expenses

The following table describes the fees and expenses that you will incur if you buy, hold and sell shares of the Fund. Amounts in the table are rounded to the nearest basis point, which in some cases may be “0.00.” The investment advisory agreement between iShares Trust (the “Trust”) and BlackRock Fund Advisors (“BFA”) (the “Investment Advisory Agreement”) provides that BFA will pay all operating expenses of the Fund, except: (i) the management fees, (ii) interest expenses, (iii) taxes, (iv) expenses incurred with respect to the acquisition and disposition of portfolio securities and the execution of portfolio transactions, including brokerage commissions, (v) distribution fees or expenses, and (vi) litigation expenses and any extraordinary expenses.

The Fund may incur “Acquired Fund Fees and Expenses.” Acquired Fund Fees and Expenses reflect the Fund’s *pro rata* share of the fees and expenses incurred indirectly by the Fund as a result of investing in other investment companies. The impact of Acquired Fund Fees and Expenses is included in the Fund’s total return but is not included in the Fund’s ratio of expenses to average net assets. Both figures are shown in the *Financial Highlights* section of the Fund’s prospectus (the “Prospectus”). BFA, the investment adviser to the Fund, has contractually agreed to waive a portion of its management fees in an amount equal to the Acquired Fund Fees and Expenses, if any, attributable to investments by the Fund in other funds advised by BFA or its affiliates through the termination date of the Fund, on or about December 15, 2027. The contractual waiver may be terminated prior to the Fund’s termination only upon the written agreement of the Trust and BFA.

You may pay other fees, such as brokerage commissions and other fees to financial intermediaries, which are not reflected in the tables and examples below.

Annual Fund Operating Expenses
(ongoing expenses that you pay each year as a
percentage of the value of your investments)¹

Management Fees	Distribution and Service (12b-1) Fees	Other Expenses	Acquired Fund Fees and Expenses	Total Annual Fund Operating Expenses	Fee Waiver and/or Expense Reimbursement	Total Annual Fund Operating Expenses After Fee Waiver and/or Expense Reimbursement
0.10%	None	0.00%	0.00%	0.10%	(0.00)%	0.10%

¹ Operating expenses paid by BFA under the Investment Advisory Agreement exclude Acquired Fund Fees and Expenses, if any.

Example. This Example is intended to help you compare the cost of owning shares of the Fund with the cost of investing in other funds. The Example assumes that you invest \$10,000 in the Fund for the time periods indicated and then sell all of your shares at the end of those periods. Fund expenses (and any applicable waivers) are calculated only through December 15, 2027 because the Fund is scheduled to cease operations and liquidate by that date. The Example also assumes that your investment has a 5% return each year and that the Fund’s operating expenses remain the same. Although your actual costs may be higher or lower, based on these assumptions, your costs would be:

<u>1 Year</u>	<u>Maturity</u>
\$10	\$19

Portfolio Turnover. The Fund may pay transaction costs, such as commissions, when it buys and sells securities (or “turns over” its portfolio). A higher portfolio turnover rate may indicate higher transaction costs and may result in higher taxes when Fund shares are held in a taxable account. These costs, which are not reflected in the Annual Fund Operating Expenses or in the Example, affect the Fund’s performance. During the most recent fiscal year, the Fund’s portfolio turnover rate was 6% of the average value of its portfolio.

Principal Investment Strategies

The Fund seeks to meet its investment objective generally by investing in component securities of the Bloomberg December 2027 Maturity Corporate Index (the “Underlying Index”). The Fund may also invest in U.S. government securities, short-term paper, cash and cash equivalents, including shares of money market funds advised by BFA or its affiliates.

The Fund is a term fund that will terminate on or about December 15, 2027, at which time it will distribute its remaining net assets to shareholders pursuant to a plan of liquidation. The Fund does not seek to return any predetermined amount at maturity or in periodic distributions. The Underlying Index is composed of U.S. dollar-denominated, taxable, investment-grade (as determined by Bloomberg Index Services Limited (the “Index Provider” or “Bloomberg”)) corporate bonds scheduled to mature between January 1, 2027 and December 15, 2027, inclusive. As of October 31, 2025, a significant portion of the Underlying Index is represented by securities of companies in the consumer goods and services and financial services industries or sectors. The components of the Underlying Index are likely to change over time.

The Underlying Index consists of U.S. dollar-denominated, investment-grade securities publicly issued by U.S. and non-U.S. corporate issuers that have \$300 million or more of outstanding face value at the time of inclusion. The non-U.S. corporate issuers included in the Underlying Index consist primarily of corporate bonds issued by companies domiciled in developed countries. The Fund will invest in non-U.S. issuers to the extent necessary for it to track the Underlying Index. Each bond included in the Underlying Index must be registered with the SEC, have been exempt from registration at issuance, or have been offered pursuant to Rule 144A under the Securities Act of 1933, as amended (the “1933 Act”), with registration rights. Further, the securities in the Underlying Index must be denominated in U.S. dollars and have a fixed-rate, although they can carry a coupon that steps-up or changes according to a predetermined schedule. In addition, to be included in the Underlying Index, securities that are rated by all three of the rating agencies named below must be rated “investment-grade” by at least two of the three rating agencies, which is defined as Baa3 or higher by Moody’s Investors Service, Inc. or BBB- or higher by S&P Global Ratings or Fitch Ratings, Inc. When ratings from only two of the three rating agencies are available, the lower rating is used to determine eligibility. Securities with a rating from only one of the three ratings agencies must be rated investment-grade in order to be included in the Underlying Index. In cases where ratings are not available, other sources may be used to classify securities by investment quality.

The Underlying Index is constructed with the following methodology. The parent index, the Bloomberg U.S. Corporate Index (the “Parent Index”), representing U.S. dollar-denominated, taxable, investment-grade corporate bonds, is stripped of securities maturing outside of the maturity range defined above. During the final two years of the Underlying Index, bonds that mature in 2027 but had not been eligible for inclusion in the Parent Index due to being within one year of maturity will be eligible for inclusion in the Underlying Index until such bonds reach maturity. Securities are then market-cap weighted within the Underlying Index, with a 3% cap typically imposed on any one issuer, and a *pro rata* distribution of any excess weight across the remaining issuers in the Underlying Index. In the event a 3% cap is not possible due to lack of issuers, the cap will be increased in 0.50% increments until the Underlying Index can be calculated.

The securities in the Underlying Index are updated on the last calendar day of each month until six months prior to maturity. The last rebalance date will be on June 30, 2027. During this final six month period, the Underlying Index will no longer be updated or rebalanced, except to remove securities which are downgraded to below investment-grade per the eligibility criteria described above. Additionally, during this period, existing bond weights will be allowed to float based on changes in market value.

When a bond that is included in the Underlying Index matures, its maturity value will be represented in the Underlying Index by cash throughout the remaining life of the Underlying Index.

The Fund is a series of the iShares iBonds fixed maturity series of bond ETFs sponsored by BlackRock, Inc. (“BlackRock”). The Fund does not invest in U.S. savings bonds or other U.S. government bonds (except to the extent the Fund holds cash equivalent instruments consistent with its investment objective) and is not designed to provide protection against inflation.

BFA uses an indexing approach to try to achieve the Fund’s investment objective. The Fund does not try to “beat” the index it tracks and does not seek temporary defensive positions when markets decline or appear overvalued.

Indexing may eliminate the chance that the Fund will substantially outperform the Underlying Index but also may reduce some of the risks of active management, such as poor security selection. Indexing seeks to achieve lower costs and better after-tax performance by aiming to keep portfolio turnover low in comparison to actively managed investment companies.

BFA uses a representative sampling indexing strategy to manage the Fund. “Representative sampling” is an indexing strategy that involves investing in a representative sample of securities or other instruments that collectively has an investment profile similar to that of an applicable underlying index. The instruments selected are expected to have, in the aggregate, investment characteristics (based on factors such as market value and industry weightings), fundamental characteristics (such as return variability, duration (*i.e.*, an instrument’s price sensitivity to a change in interest rates), maturity or credit ratings and yield) and liquidity measures similar to those of an applicable underlying index. The Fund may or may not hold all of the components of the Underlying Index.

The Fund will invest at least 80% of its assets in the component instruments of the Underlying Index, and (except during the last twelve months of the Fund’s operations) the Fund will invest at

least 90% of its assets in fixed income securities of the types included in the Underlying Index that BFA believes will help the Fund track the Underlying Index. The Fund will invest no more than 10% of its assets in futures, options and swaps contracts that BFA believes will help the Fund track the Underlying Index as well as in fixed income securities other than the types included in the Underlying Index, but which BFA believes will help the Fund track the Underlying Index. Cash and cash equivalent investments associated with a derivative position will be treated as part of that position for the purposes of calculating the percentage of investments included in the Underlying Index.

In the last six months of operation, as the bonds held by the Fund mature, the proceeds may not be reinvested by the Fund in bonds but instead will be held in cash and cash equivalents. By fifteen days prior to maturity, the Underlying Index is expected to consist almost entirely of cash and cash equivalents. On or around this date, the Fund will wind up and terminate. After appropriate provision is made for any Fund liabilities, its net assets will be distributed to then-current shareholders pursuant to a plan of liquidation. The Fund's termination was approved by a majority of the Trust's Board of Trustees (the "Board") and does not require additional approval by Fund shareholders. The Board may extend the termination date if a majority of the Board determines the extension to be in the best interest of the Fund.

The Fund seeks to track the investment results of the Underlying Index before fees and expenses of the Fund. To the extent that the Fund invests in money market or similar funds, it will incur the fees and expenses of such funds.

The Fund should not be confused with a target date fund, which has assets that are managed according to a particular investment strategy that converts fund assets to conservative investments over time.

The Fund may lend securities representing up to one-third of the value of the Fund's total assets (including the value of any collateral received).

The Underlying Index is sponsored by Bloomberg, which is independent of the Fund and BFA. The Index Provider determines the composition and relative weightings of the components of the Underlying Index and publishes information regarding the market value of the Underlying Index.

Industry Concentration Policy. The Fund will concentrate its investments (*i.e.*, hold 25% or more of its total assets) in a particular industry or group of industries to approximately the same extent that the Underlying Index is concentrated. For purposes of this limitation, securities of the U.S. government (including its agencies and instrumentalities), repurchase agreements collateralized by U.S. government securities, and securities of state or municipal governments and their political subdivisions are not considered to be issued by members of any industry.

Summary of Principal Risks

As with any investment, you could lose all or part of your investment in the Fund, and the Fund's performance could trail that of other investments. The Fund is subject to certain risks, including the principal risks noted below, any of which may adversely affect the Fund's net asset value per share ("NAV"),

trading price, yield, total return and ability to meet its investment objective. Certain key risks are prioritized below (with others following in alphabetical order), but the relative significance of any risk is difficult to predict and may change over time. You should review each risk factor carefully.

Credit Risk. Credit risk is the risk that an issuer, guarantor or liquidity provider of a fixed-income security may be unable or unwilling, or may be perceived as unable or unwilling, to make timely principal and/or interest payments or to otherwise honor its obligations. The credit rating assigned to a security or its issuer does not necessarily reflect the issuer's current financial condition or an investment's volatility or liquidity. An actual or perceived decline in an issuer's creditworthiness may result in a decrease in the value and liquidity of its securities as well as greater price volatility, which may make it difficult to sell the securities. The Fund may be adversely affected if an investment that it holds experiences a downgrade or a default.

Interest Rate Risk. Interest rate risk refers to the risk of fluctuations in the value of a fixed-income security due to changes in the general level of interest rates. Interest rate changes can be sudden and unpredictable and are influenced by a number of factors, including government policy, monetary policy, inflation expectations, perceptions of risk, and supply and demand for fixed-income securities. An increase in interest rates generally will cause the value of fixed-income securities to decline. Securities with longer maturities generally are more sensitive to interest rate changes and subject to greater fluctuations in value. Changes in interest rates may have unpredictable effects on fixed-income markets and result in heightened volatility and lower liquidity for certain instruments, which may adversely affect a Fund's performance. During periods of very low or negative interest rates, a Fund may be unable to maintain positive returns or pay dividends to shareholders.

Market Risk. The Fund could lose money over short periods due to short-term market movements and over longer periods during more prolonged market downturns. Local, regional or global events such as war, acts of terrorism, pandemics or other public health issues, recessions, the prospect or occurrence of a sovereign default or other financial crisis, or other events could have a significant impact on the Fund and its investments and could result in increased premiums or discounts to the Fund's NAV.

Index-Related Risk. The Index Provider may rely on various sources of information to assess the criteria of components of the Underlying Index, including information that may be based on assumptions and estimates. Neither the Fund nor BFA can offer assurances that the Index Provider's methodology or sources of information will provide an accurate assessment of included components or will result in the Fund meeting its investment objective. Errors in index data, index computations or the construction of the Underlying Index in accordance with its methodology may occur, and the Index Provider may not identify or correct them promptly or at all, which may have an adverse impact on the Fund and its shareholders. Unusual market conditions or other unforeseen circumstances (such as natural disasters, political unrest or war) may impact the Index Provider or a third-party data provider and could cause the Index Provider

to postpone a scheduled rebalance. This could cause the Underlying Index to vary from its normal or expected composition.

Asset Class Risk. The securities and other assets in the Underlying Index or in the Fund's portfolio may underperform in comparison to financial markets generally, a particular financial market, another index, or other asset classes.

Authorized Participant Concentration Risk. An "Authorized Participant" is a member or participant of a clearing agency registered with the SEC, which has a written agreement with the Fund or one of its service providers that allows the Authorized Participant to place orders for the purchase and redemption of creation units ("Creation Units"). Only an Authorized Participant may engage in creation or redemption transactions directly with the Fund. There are a limited number of institutions that may act as Authorized Participants for the Fund, including on an agency basis on behalf of other market participants. No Authorized Participant is obligated to engage in creation or redemption transactions. To the extent that Authorized Participants exit the business or do not place creation or redemption orders for the Fund and no other Authorized Participant places orders, Fund shares are more likely to trade at a premium or discount to NAV and possibly face trading halts or delisting.

Call Risk. During periods of falling interest rates, an issuer of a callable debt obligation held by the Fund may "call" or repay the debt obligation before its stated maturity, and the Fund may have to reinvest the proceeds in instruments with lower yields, which would result in a decline in the Fund's income, or in instruments with greater risks or with other less favorable features.

Concentration Risk. The Fund may be susceptible to an increased risk of loss, including losses due to adverse events that affect the Fund's investments more than the market as a whole, to the extent that the Fund's investments are concentrated in the securities or other assets of one or more issuers, countries or other geographic units, markets, industries, project types, or asset classes.

Consumer Goods and Services Companies Risk. Consumer goods and services companies face risks related to changes in consumer preferences and disposable income, commodity prices, government regulation, supply chain disruptions, damage to brand or reputation, economic slowdown and labor shortages, among other things.

Declining Yield Risk. In the months leading up to the Fund's planned termination date, the Fund's yield may move toward prevailing money market rates and may be lower than the yields of the bonds previously held by the Fund and lower than prevailing yields for bonds in the market.

Financial Companies Risk. Financial services companies are subject to extensive governmental regulation and intervention, which may adversely affect their profitability, the scope of their activities, the prices they can charge, the amount of capital and liquid assets they must maintain and their size, among other things. Financial services companies also may be significantly affected by, among other things, interest rates, economic conditions, volatility in financial markets, credit rating downgrades, adverse public perception, exposure concentration and counterparty risk.

Fluctuation of Yield and Liquidation Amount Risk. The Fund, unlike a direct investment in a bond that has a level coupon payment and a fixed payment at maturity, will make distributions of income that vary over time. It is expected that an investment in the Fund, if held through maturity, will produce aggregate returns comparable to a direct investment in a group of bonds of similar credit quality and maturity. Unlike a direct investment in bonds, the breakdown of returns between Fund distributions and liquidation proceeds are not predictable at the time of your investment. For example, at times during the Fund's existence it may make distributions at a greater (or lesser) rate than the coupon payments received on the Fund's portfolio, which would result in the Fund returning a lesser (or greater) amount on liquidation than would otherwise be the case. The rate of Fund distribution payments may adversely affect the tax characterization of your returns from an investment in the Fund relative to a direct investment in bonds. If the amount you receive as liquidation proceeds upon the Fund's termination is higher or lower than your cost basis, you may experience a gain or loss for tax purposes.

Illiquid Investments Risk. An illiquid investment is any investment that the Fund reasonably expects cannot be sold or disposed of in current market conditions in seven calendar days or less without significantly changing the market value of the investment. To the extent the Fund holds illiquid investments, the illiquid investments may reduce its returns because the Fund may be unable to transact at advantageous times or prices. In addition, if the Fund is limited in its ability to sell illiquid investments during periods when shareholders are redeeming their shares, it will need to sell liquid securities to meet redemption requests and illiquid securities will become a larger portion of the Fund's holdings. During periods of market volatility, liquidity in the market for Fund shares may be impacted by the liquidity in the market for the underlying securities or other assets held by the Fund, which could lead to Fund shares trading at a premium or discount to the Fund's NAV.

Income Risk. The Fund's income may decline due to falling interest rates or other factors. This can occur because the Fund may be required to invest in lower-yielding bonds when a bond in the Fund's portfolio matures, is near maturity, is called or is prepaid, when bonds in the Underlying Index are substituted, or when the Fund otherwise needs to purchase additional bonds. The Index Provider's substitution of bonds in the Underlying Index may occur, for example, when the time to maturity for the bond no longer matches the Underlying Index's stated maturity guidelines.

Issuer Risk. The performance of the Fund depends on the performance of individual securities or other assets to which the Fund has exposure. The value of securities or other assets may decline, or perform differently from the market as a whole, due to changes in the financial condition or credit rating of the issuer or counterparty.

Management Risk. The Fund generally does not attempt to take defensive positions under any market conditions, including declining markets. As the Fund will not fully replicate the Underlying Index and may hold securities or other assets not included in the Underlying Index, it is subject to the risk that the investment strategy of BFA may not produce the intended results. There is no guarantee that the Fund's investment results will have

a high degree of correlation to those of the Underlying Index or that the Fund will achieve its investment objective.

Market Trading Risk. The Fund faces numerous market trading risks, including the potential lack of an active market for Fund shares (including through a trading halt), losses from trading in secondary markets, periods of high volatility, and disruptions in the process of creating and redeeming Fund shares. Any of these factors, among others, may lead to the Fund's shares trading in the secondary market at a premium or discount to NAV or to the intraday value of the Fund's portfolio holdings. If you buy Fund shares at a time when the market price is at a premium to NAV or sell Fund shares at a time when the market price is at a discount to NAV, you may pay significantly more or receive significantly less than the underlying value of the Fund shares.

Operational and Technology Risks. The Fund is directly and indirectly susceptible to operational and technology risks, including those related to human errors, processing errors, communication errors, systems failures, cybersecurity incidents, and the use of artificial intelligence and machine learning ("AI"), which may result in losses for the Fund and its shareholders or may impair the Fund's operations. While the Fund's service providers are required to have appropriate operational, information security and cybersecurity risk management policies and procedures, their methods of risk management may differ from those of the Fund. Operational and technology risks for the issuers in which the Fund invests could also result in material adverse consequences for such issuers and may cause the Fund's investments in such issuers to lose value.

Reinvestment Risk. The Fund may invest a portion of its assets in short-term fixed-income instruments and, as a result, may be adversely affected if interest rates fall because it may have to invest in lower-yielding instruments as bonds in the Fund's portfolio mature.

Reliance on Trading Partners Risk. The Fund invests in countries or regions whose economies are heavily dependent upon trading with key partners. Any reduction in this trading may have an adverse impact on the Fund's investments.

Risk of Investing in China. Investments in Chinese securities, including certain Hong Kong-listed and U.S.-listed securities, are subject to risks specific to China. China may be subject to considerable degrees of economic, political and social instability. Despite economic and market reforms in recent decades, the Chinese government's control over certain sectors and enterprises and significant regulation of investment and industry are still pervasive. Chinese companies are subject to the risk that Chinese authorities can intervene in their operations and structure. Chinese markets generally continue to experience inefficiency, a lack of publicly available information and/or political and social instability and may be subject to volatility and pricing anomalies resulting from governmental influence. Internal social unrest or confrontations with other countries, including military conflicts in response to such events, may disrupt China's economy and markets and result in a greater risk of currency fluctuations, currency non-convertibility, interest rate fluctuations and higher inflation.

China has experienced security concerns, such as terrorism and strained international relations. Additionally, China is alleged to

have participated in state-sponsored cyberattacks against foreign companies and foreign governments. Actual and threatened responses to such activity and strained international relations, including purchasing restrictions, sanctions, export controls, tariffs or cyberattacks on the Chinese government or Chinese companies, may impact China's economy and Chinese issuers in which the Fund invests. Incidents involving China's or the region's security may adversely affect the Chinese economy and markets and the Fund's investments.

The Chinese economy is highly reliant on trade. A reduction in spending on Chinese products and services, supply chain diversification, the institution of additional tariffs or other trade barriers (including as a result of heightened trade tensions or a trade war between China and the U.S. or in response to actual or alleged Chinese cyber activity) or a downturn in any of the economies of China's key trading partners may have an adverse impact on the Chinese economy. The Underlying Index may include companies that are subject to economic or trade restrictions (but not investment restrictions) imposed by the U.S. or other governments due to national security, human rights or other concerns of such government. So long as these restrictions do not include restrictions on investments, the Fund is generally expected to invest in such companies, consistent with its objective to track the performance of the Underlying Index.

Chinese companies, including those listed on U.S. exchanges, are not subject to the same degree of regulatory requirements, accounting standards or auditor oversight as companies in more developed countries. As a result, information about the Chinese securities in which the Fund invests may be less reliable or complete. Chinese companies with securities listed on U.S. exchanges may be delisted if they do not meet U.S. accounting standards and auditor oversight requirements, or for other reasons, which would significantly decrease the liquidity and value of the securities. There may be significant obstacles to obtaining information necessary for investigations into or litigation against Chinese companies, and shareholders may have limited legal remedies.

Many Chinese companies listed on U.S. exchanges use variable interest entities or "VIEs" in their structure as a result of foreign ownership restrictions. Any change in the operations of entities in a VIE structure, the status of VIE contractual arrangements or the legal or regulatory environment in China could result in significant, and possibly permanent and/or total, losses for investments in VIE issuers. The Fund does not select investments based on investor protection considerations.

Risk of Investing in the China Bond Market. The Fund invests directly in the domestic bond market in the People's Republic of China ("China" or the "PRC") (the "China Interbank Bond Market") through the Bond Connect trading channel. All bonds traded through Bond Connect are registered in the name of the PRC's Central Moneymarkets Unit ("CMU"), which holds such bonds as a nominee owner. The precise nature and rights of the Fund as the beneficial owner of bonds traded in the China Interbank Bond Market through CMU as nominee are relatively new and untested areas of PRC law, and the exact nature of the Fund's remedies and methods of enforcement of its rights and interests under PRC law are uncertain.

Market volatility and potential lack of liquidity due to low trading volume of certain bonds in the China Interbank Bond Market may result in the prices of certain bonds fluctuating significantly. Also, the systems used to trade through Bond Connect may not function as expected. Trading through Bond Connect is also subject to regulatory risks, including laws and regulations that are subject to change. There can be no assurance that Bond Connect or its features or systems will not be materially altered, suspended, discontinued or abolished. The Fund may be subject to additional taxation if certain tax exemptions under PRC tax regulations are withdrawn or amended. Any taxes arising from or to the Fund may be directly borne by, or indirectly passed on to, the Fund, which may substantially impact its NAV. Investing through Bond Connect subjects the Fund to currency risk, to the extent that currency rates used for Bond Connect are different than the rates used in the China Interbank Bond Market.

Risk of Investing in the U.S. Investing in U.S. issuers subjects the Fund to legal, regulatory, political, currency, security, and economic risks that are specific to the U.S. Certain changes in the U.S., such as a weakening of the U.S. economy or a decline in its financial markets, may have an adverse effect on U.S. issuers.

Securities Lending Risk. The Fund may engage in securities lending. Securities lending involves the risk that the Fund may lose money because the borrower of the loaned securities fails to return the securities in a timely manner or at all. The Fund could also lose money in the event of a decline in the value of collateral provided for loaned securities or a decline in the value of any investments made with cash collateral. These events could also trigger adverse tax consequences for the Fund.

Tracking Error Risk. The Fund may be subject to “tracking error,” which is the divergence of the Fund’s performance from that of the Underlying Index. Tracking error may occur due to a number of factors, including differences between the securities and other assets held in the Fund’s portfolio and those included in the Underlying Index; differences in the timing and methodologies

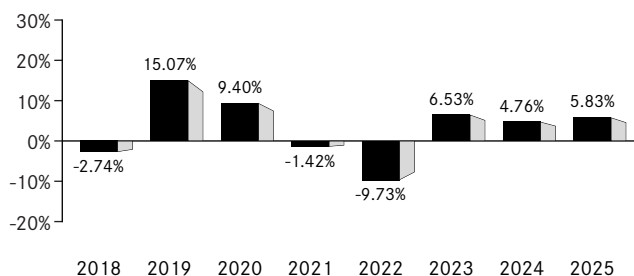
used to value securities and other assets; transaction costs and other expenses incurred by the Fund that the Underlying Index does not incur; the Fund’s holding of uninvested cash; differences in the timing of the accrual or the valuation of dividends or interest received by the Fund or distributions paid to Fund shareholders; tax gains or losses; differences between the amount and/or timing of withholding taxes on dividends reflected in the Underlying Index from the Fund’s obligation, if any, for foreign withholding taxes; the requirements for the Fund to maintain pass-through tax treatment; portfolio transactions carried out to minimize the distribution of capital gains to shareholders; the acceptance of custom baskets; changes to the Underlying Index; and impacts to the Fund of complying with certain regulatory requirements or limits. Tracking error risk may be heightened during times of increased market volatility or other unusual market conditions. A Fund that tracks an index with exposure to non-U.S. issuers may experience higher tracking error than ETFs that do not track such indexes.

Valuation Risk. The price that the Fund could receive upon the sale (or other disposition) of a security or other asset may differ from the Fund’s valuation of the security or other asset, particularly for securities or other assets that trade in low volume or volatile markets or that are valued using a fair value methodology. The price received by the Fund also may differ from the value used by the Underlying Index. In addition, the value of the securities or other assets in the Fund’s portfolio may change on days or during time periods when investors are not able to purchase or sell Fund shares. Authorized Participants that create or redeem Fund shares on days when the Fund is holding fair-valued securities or other assets may receive fewer or more shares, or lower or higher redemption proceeds, than they would have received had the securities or other assets not been fair valued or been valued using a different methodology. The ability to value investments may be impacted by technological issues or errors by pricing services or other third-party service providers.

Performance Information

The performance information below illustrates how the Fund's performance has varied over different periods and provides some indication of the risks of investing in the Fund. The bar chart shows how the performance of the Fund has varied from one calendar year to another over the periods shown. The table compares the Fund's performance to that of an appropriate broad-based securities market index and the Underlying Index. Returns assume the reinvestment of any dividends and distributions. The Fund's returns reflect the impact of any agreements to waive or reimburse expenses, which would reduce performance if not in effect. Past performance (before and after taxes) does not necessarily indicate how the Fund will perform in the future. Updated performance information, including the Fund's current NAV, may be obtained by visiting www.iShares.com or by calling 1-800-iShares (1-800-474-2737) (toll free).

Calendar Year-by-Year Returns



	<u>Return (%)</u>	<u>Period Ended</u>
During the periods shown in the chart:		
Best Quarter	10.54%	June 30, 2020
Worst Quarter	-5.78%	March 31, 2022

Average Annual Total Returns (for the periods ended December 31, 2025)

	<u>One Year</u>	<u>Five Years</u>	<u>Since Fund Inception</u>
(Inception Date: 9/12/2017)			
Return Before Taxes	5.83%	1.00%	3.17%
Return After Taxes on Distributions	3.96%	-0.44%	1.74%
Return After Taxes on Distributions and Sale of Fund Shares	3.42%	0.13%	1.81%
Bloomberg U.S. Universal Index (Returns do not reflect deductions for fees, expenses or taxes)	7.58%	0.06%	2.00%
Bloomberg December 2027 Maturity Corporate Index (Returns do not reflect deductions for fees, expenses or taxes)	5.91%	1.06%	3.23%

After-tax returns in the table above are calculated using the historical highest individual U.S. federal marginal income tax rates and do not reflect the impact of state or local taxes. Actual after-tax returns depend on an investor's tax situation and may differ from those shown, and after-tax returns shown are not relevant to tax-exempt investors or investors who hold shares through tax-deferred arrangements, such as 401(k) plans or individual retirement accounts ("IRAs"). Fund returns after taxes on distributions and sales of Fund shares are calculated assuming that an investor has sufficient capital gains of the same character from other investments to offset any capital losses from the sales of Fund shares. As a result, Fund returns after taxes on distributions and sales of Fund shares may exceed Fund returns before taxes and/or returns after taxes on distributions.

Management

Investment Adviser. BlackRock Fund Advisors.

Portfolio Managers. Jonathan Graves, James Mauro and Marcus Tom (the “Portfolio Managers”) are primarily responsible for the day-to-day management of the Fund. Each Portfolio Manager supervises a portfolio management team. Mr. Graves, Mr. Mauro and Mr. Tom have been Portfolio Managers of the Fund since 2025, 2017 and 2025, respectively.

Purchase and Sale of Fund Shares

The Fund is an ETF. Individual shares of the Fund may only be bought and sold in the secondary market through a broker-dealer. Because ETF shares trade at market prices rather than at NAV, shares may trade at a price greater than NAV (a premium) or less than NAV (a discount). An investor may incur costs attributable to the difference between the highest price a buyer is willing to pay to purchase shares of the Fund (bid) and the lowest price a seller is willing to accept for shares of the Fund (ask) when buying or selling shares in the secondary market (the “bid-ask spread”).

Tax Information

The Fund intends to make distributions that may be taxable to you as ordinary income or capital gains, unless you are investing through a tax-deferred arrangement such as a 401(k) plan or an IRA, in which case, your distributions generally will be taxed when withdrawn.

Payments to Broker-Dealers and Other Financial Intermediaries

If you purchase shares of the Fund through a broker-dealer or other financial intermediary (such as a bank), BFA or other related companies may pay the intermediary for marketing activities and presentations, educational training programs, conferences, the development of technology platforms and reporting systems or other services related to the sale or promotion of the Fund. These payments may create a conflict of interest by influencing the broker-dealer or other intermediary and your salesperson to recommend the Fund over another investment. Ask your salesperson or visit your financial intermediary’s website for more information.

iSHARES[®] iBONDS[®] DEC 2028 TERM CORPORATE ETF

Ticker: IBDT

Stock Exchange: NYSE Arca

Investment Objective

The iShares iBonds Dec 2028 Term Corporate ETF (the “Fund”) seeks to track the investment results of an index composed of U.S. dollar-denominated, investment-grade corporate bonds maturing in 2028.

Fees and Expenses

The following table describes the fees and expenses that you will incur if you buy, hold and sell shares of the Fund. Amounts in the table are rounded to the nearest basis point, which in some cases may be “0.00.” The investment advisory agreement between iShares Trust (the “Trust”) and BlackRock Fund Advisors (“BFA”) (the “Investment Advisory Agreement”) provides that BFA will pay all operating expenses of the Fund, except: (i) the management fees, (ii) interest expenses, (iii) taxes, (iv) expenses incurred with respect to the acquisition and disposition of portfolio securities and the execution of portfolio transactions, including brokerage commissions, (v) distribution fees or expenses, and (vi) litigation expenses and any extraordinary expenses.

The Fund may incur “Acquired Fund Fees and Expenses.” Acquired Fund Fees and Expenses reflect the Fund’s *pro rata* share of the fees and expenses incurred indirectly by the Fund as a result of investing in other investment companies. The impact of Acquired Fund Fees and Expenses is included in the Fund’s total return but is not included in the Fund’s ratio of expenses to average net assets. Both figures are shown in the *Financial Highlights* section of the Fund’s prospectus (the “Prospectus”). BFA, the investment adviser to the Fund, has contractually agreed to waive a portion of its management fees in an amount equal to the Acquired Fund Fees and Expenses, if any, attributable to investments by the Fund in other funds advised by BFA or its affiliates through the termination date of the Fund, on or about December 15, 2028. The contractual waiver may be terminated prior to the Fund’s termination only upon the written agreement of the Trust and BFA.

You may pay other fees, such as brokerage commissions and other fees to financial intermediaries, which are not reflected in the tables and examples below.

Annual Fund Operating Expenses (ongoing expenses that you pay each year as a percentage of the value of your investments)						
Management Fees	Distribution and Service (12b-1) Fees	Other Expenses	Acquired Fund Fees and Expenses	Total Annual Fund Operating Expenses	Fee Waiver and/or Expense Reimbursement	Total Annual Fund Operating Expenses After Fee Waiver and/or Expense Reimbursement
0.10%	None	0.00%	0.00%	0.10%	(0.00)%	0.10%

¹ Operating expenses paid by BFA under the Investment Advisory Agreement exclude Acquired Fund Fees and Expenses, if any.

Example. This Example is intended to help you compare the cost of owning shares of the Fund with the cost of investing in other funds. The Example assumes that you invest \$ 10,000 in the Fund for the time periods indicated and then sell all of your shares at the end of those periods. Fund expenses (and any applicable waivers) are calculated only through December 15, 2028 because the Fund is scheduled to cease operations and liquidate by that date. The Example also assumes that your investment has a 5% return each year and that the Fund’s operating expenses remain the same. Although your actual costs may be higher or lower, based on these assumptions, your costs would be:

<u>1 Year</u>	<u>Maturity</u>
\$ 10	\$ 30

Portfolio Turnover. The Fund may pay transaction costs, such as commissions, when it buys and sells securities (or “turns over” its portfolio). A higher portfolio turnover rate may indicate higher transaction costs and may result in higher taxes when Fund shares are held in a taxable account. These costs, which are not reflected in the Annual Fund Operating Expenses or in the Example, affect the Fund’s performance. During the most recent fiscal year, the Fund’s portfolio turnover rate was 7% of the average value of its portfolio.

Principal Investment Strategies

The Fund seeks to meet its investment objective generally by investing in component securities of the Bloomberg December 2028 Maturity Corporate Index (the “Underlying Index”). The Fund may also invest in U.S. government securities, short-term paper, cash and cash equivalents, including shares of money market funds advised by BFA or its affiliates.

The Fund is a term fund that will terminate on or about December 15, 2028, at which time it will distribute its remaining net assets to shareholders pursuant to a plan of liquidation. The Fund does not seek to return any predetermined amount at maturity or in periodic distributions. The Underlying Index is composed of U.S. dollar-denominated, taxable, investment-grade (as determined by Bloomberg Index Services Limited (the “Index Provider” or “Bloomberg”)) corporate bonds scheduled to mature between January 1, 2028 and December 15, 2028, inclusive. As of October 31, 2025, a significant portion of the Underlying Index is represented by securities of companies in the consumer goods and services and financial services industries or sectors. The components of the Underlying Index are likely to change over time.

The Underlying Index consists of U.S. dollar-denominated, investment-grade securities publicly issued by U.S. and non-U.S. corporate issuers that have \$300 million or more of outstanding face value at the time of inclusion. The non-U.S. corporate issuers included in the Underlying Index consist primarily of corporate bonds issued by companies domiciled in developed countries. The Fund will invest in non-U.S. issuers to the extent necessary for it to track the Underlying Index. Each bond included in the Underlying Index must be registered with the SEC, have been exempt from registration at issuance, or have been offered pursuant to Rule 144A under the Securities Act of 1933, as amended (the “1933 Act”), with registration rights. Further, the securities in the Underlying Index must be denominated in U.S. dollars and have a fixed-rate, although they can carry a coupon that steps-up or changes according to a predetermined schedule. In addition, to be included in the Underlying Index, securities that are rated by all three of the rating agencies named below must be rated “investment-grade” by at least two of the three rating agencies, which is defined as Baa3 or higher by Moody’s Investors Service, Inc. or BBB- or higher by S&P Global Ratings or Fitch Ratings, Inc. When ratings from only two of the three rating agencies are available, the lower rating is used to determine eligibility. Securities with a rating from only one of the three ratings agencies must be rated investment-grade in order to be included in the Underlying Index. In cases where ratings are not available, other sources may be used to classify securities by investment quality.

The Underlying Index is constructed with the following methodology. The parent index, the Bloomberg U.S. Corporate Index (the “Parent Index”), representing U.S. dollar-denominated, taxable, investment-grade corporate bonds, is stripped of securities maturing outside of the maturity range defined above. During the final two years of the Underlying Index, bonds that mature in 2028 but had not been eligible for inclusion in the Parent Index due to being within one year of maturity will be eligible for inclusion in the Underlying Index until such bonds reach maturity. Securities are then market-cap weighted within the Underlying Index, with a 3% cap typically imposed on any one issuer, and a *pro rata* distribution of any excess weight across the remaining issuers in the Underlying Index. In the event a 3% cap is not possible due to lack of issuers, the cap will be increased in 0.50% increments until the Underlying Index can be calculated.

The securities in the Underlying Index are updated on the last calendar day of each month until six months prior to maturity. The last rebalance date will be on June 30, 2028. During this final six month period, the Underlying Index will no longer be updated or rebalanced, except to remove securities which are downgraded to below investment-grade per the eligibility criteria described above. Additionally, during this period, existing bond weights will be allowed to float based on changes in market value.

When a bond that is included in the Underlying Index matures, its maturity value will be represented in the Underlying Index by cash throughout the remaining life of the Underlying Index.

The Fund is a series of the iShares iBonds fixed maturity series of bond ETFs sponsored by BlackRock, Inc. (“BlackRock”). The Fund does not invest in U.S. savings bonds or other U.S. government bonds (except to the extent the Fund holds cash equivalent instruments consistent with its investment objective) and is not designed to provide protection against inflation.

BFA uses an indexing approach to try to achieve the Fund’s investment objective. The Fund does not try to “beat” the index it tracks and does not seek temporary defensive positions when markets decline or appear overvalued.

Indexing may eliminate the chance that the Fund will substantially outperform the Underlying Index but also may reduce some of the risks of active management, such as poor security selection. Indexing seeks to achieve lower costs and better after-tax performance by aiming to keep portfolio turnover low in comparison to actively managed investment companies.

BFA uses a representative sampling indexing strategy to manage the Fund. “Representative sampling” is an indexing strategy that involves investing in a representative sample of securities or other instruments that collectively has an investment profile similar to that of an applicable underlying index. The instruments selected are expected to have, in the aggregate, investment characteristics (based on factors such as market value and industry weightings), fundamental characteristics (such as return variability, duration (*i.e.*, an instrument’s price sensitivity to a change in interest rates), maturity or credit ratings and yield) and liquidity measures similar to those of an applicable underlying index. The Fund may or may not hold all of the components of the Underlying Index.

The Fund will invest at least 80% of its assets in the component instruments of the Underlying Index, and (except during the last twelve months of the Fund’s operations) the Fund will invest at

least 90% of its assets in fixed income securities of the types included in the Underlying Index that BFA believes will help the Fund track the Underlying Index. The Fund will invest no more than 10% of its assets in futures, options and swaps contracts that BFA believes will help the Fund track the Underlying Index as well as in fixed income securities other than the types included in the Underlying Index, but which BFA believes will help the Fund track the Underlying Index. Cash and cash equivalent investments associated with a derivative position will be treated as part of that position for the purposes of calculating the percentage of investments included in the Underlying Index.

In the last six months of operation, as the bonds held by the Fund mature, the proceeds may not be reinvested by the Fund in bonds but instead will be held in cash and cash equivalents. By fifteen days prior to maturity, the Underlying Index is expected to consist almost entirely of cash and cash equivalents. On or around this date, the Fund will wind up and terminate. After appropriate provision is made for any Fund liabilities, its net assets will be distributed to then-current shareholders pursuant to a plan of liquidation. The Fund's termination was approved by a majority of the Trust's Board of Trustees (the "Board") and does not require additional approval by Fund shareholders. The Board may extend the termination date if a majority of the Board determines the extension to be in the best interest of the Fund.

The Fund seeks to track the investment results of the Underlying Index before fees and expenses of the Fund. To the extent that the Fund invests in money market or similar funds, it will incur the fees and expenses of such funds.

The Fund should not be confused with a target date fund, which has assets that are managed according to a particular investment strategy that converts fund assets to conservative investments over time.

The Fund may lend securities representing up to one-third of the value of the Fund's total assets (including the value of any collateral received).

The Underlying Index is sponsored by Bloomberg, which is independent of the Fund and BFA. The Index Provider determines the composition and relative weightings of the components of the Underlying Index and publishes information regarding the market value of the Underlying Index.

Industry Concentration Policy. The Fund will concentrate its investments (*i.e.*, hold 25% or more of its total assets) in a particular industry or group of industries to approximately the same extent that the Underlying Index is concentrated. For purposes of this limitation, securities of the U.S. government (including its agencies and instrumentalities), repurchase agreements collateralized by U.S. government securities, and securities of state or municipal governments and their political subdivisions are not considered to be issued by members of any industry.

Summary of Principal Risks

As with any investment, you could lose all or part of your investment in the Fund, and the Fund's performance could trail that of other investments. The Fund is subject to certain risks, including the principal risks noted below, any of which may adversely affect the Fund's net asset value per share ("NAV"),

trading price, yield, total return and ability to meet its investment objective. Certain key risks are prioritized below (with others following in alphabetical order), but the relative significance of any risk is difficult to predict and may change over time. You should review each risk factor carefully.

Credit Risk. Credit risk is the risk that an issuer, guarantor or liquidity provider of a fixed-income security may be unable or unwilling, or may be perceived as unable or unwilling, to make timely principal and/or interest payments or to otherwise honor its obligations. The credit rating assigned to a security or its issuer does not necessarily reflect the issuer's current financial condition or an investment's volatility or liquidity. An actual or perceived decline in an issuer's creditworthiness may result in a decrease in the value and liquidity of its securities as well as greater price volatility, which may make it difficult to sell the securities. The Fund may be adversely affected if an investment that it holds experiences a downgrade or a default.

Interest Rate Risk. Interest rate risk refers to the risk of fluctuations in the value of a fixed-income security due to changes in the general level of interest rates. Interest rate changes can be sudden and unpredictable and are influenced by a number of factors, including government policy, monetary policy, inflation expectations, perceptions of risk, and supply and demand for fixed-income securities. An increase in interest rates generally will cause the value of fixed-income securities to decline. Securities with longer maturities generally are more sensitive to interest rate changes and subject to greater fluctuations in value. Changes in interest rates may have unpredictable effects on fixed-income markets and result in heightened volatility and lower liquidity for certain instruments, which may adversely affect a Fund's performance. During periods of very low or negative interest rates, a Fund may be unable to maintain positive returns or pay dividends to shareholders.

Market Risk. The Fund could lose money over short periods due to short-term market movements and over longer periods during more prolonged market downturns. Local, regional or global events such as war, acts of terrorism, pandemics or other public health issues, recessions, the prospect or occurrence of a sovereign default or other financial crisis, or other events could have a significant impact on the Fund and its investments and could result in increased premiums or discounts to the Fund's NAV.

Index-Related Risk. The Index Provider may rely on various sources of information to assess the criteria of components of the Underlying Index, including information that may be based on assumptions and estimates. Neither the Fund nor BFA can offer assurances that the Index Provider's methodology or sources of information will provide an accurate assessment of included components or will result in the Fund meeting its investment objective. Errors in index data, index computations or the construction of the Underlying Index in accordance with its methodology may occur, and the Index Provider may not identify or correct them promptly or at all, which may have an adverse impact on the Fund and its shareholders. Unusual market conditions or other unforeseen circumstances (such as natural disasters, political unrest or war) may impact the Index Provider or a third-party data provider and could cause the Index Provider

to postpone a scheduled rebalance. This could cause the Underlying Index to vary from its normal or expected composition.

Asset Class Risk. The securities and other assets in the Underlying Index or in the Fund's portfolio may underperform in comparison to financial markets generally, a particular financial market, another index, or other asset classes.

Authorized Participant Concentration Risk. An "Authorized Participant" is a member or participant of a clearing agency registered with the SEC, which has a written agreement with the Fund or one of its service providers that allows the Authorized Participant to place orders for the purchase and redemption of creation units ("Creation Units"). Only an Authorized Participant may engage in creation or redemption transactions directly with the Fund. There are a limited number of institutions that may act as Authorized Participants for the Fund, including on an agency basis on behalf of other market participants. No Authorized Participant is obligated to engage in creation or redemption transactions. To the extent that Authorized Participants exit the business or do not place creation or redemption orders for the Fund and no other Authorized Participant places orders, Fund shares are more likely to trade at a premium or discount to NAV and possibly face trading halts or delisting.

Call Risk. During periods of falling interest rates, an issuer of a callable debt obligation held by the Fund may "call" or repay the debt obligation before its stated maturity, and the Fund may have to reinvest the proceeds in instruments with lower yields, which would result in a decline in the Fund's income, or in instruments with greater risks or with other less favorable features.

Concentration Risk. The Fund may be susceptible to an increased risk of loss, including losses due to adverse events that affect the Fund's investments more than the market as a whole, to the extent that the Fund's investments are concentrated in the securities or other assets of one or more issuers, countries or other geographic units, markets, industries, project types, or asset classes.

Consumer Goods and Services Companies Risk. Consumer goods and services companies face risks related to changes in consumer preferences and disposable income, commodity prices, government regulation, supply chain disruptions, damage to brand or reputation, economic slowdown and labor shortages, among other things.

Declining Yield Risk. In the months leading up to the Fund's planned termination date, the Fund's yield may move toward prevailing money market rates and may be lower than the yields of the bonds previously held by the Fund and lower than prevailing yields for bonds in the market.

Financial Companies Risk. Financial services companies are subject to extensive governmental regulation and intervention, which may adversely affect their profitability, the scope of their activities, the prices they can charge, the amount of capital and liquid assets they must maintain and their size, among other things. Financial services companies also may be significantly affected by, among other things, interest rates, economic conditions, volatility in financial markets, credit rating downgrades, adverse public perception, exposure concentration and counterparty risk.

Fluctuation of Yield and Liquidation Amount Risk. The Fund, unlike a direct investment in a bond that has a level coupon payment and a fixed payment at maturity, will make distributions of income that vary over time. It is expected that an investment in the Fund, if held through maturity, will produce aggregate returns comparable to a direct investment in a group of bonds of similar credit quality and maturity. Unlike a direct investment in bonds, the breakdown of returns between Fund distributions and liquidation proceeds are not predictable at the time of your investment. For example, at times during the Fund's existence it may make distributions at a greater (or lesser) rate than the coupon payments received on the Fund's portfolio, which would result in the Fund returning a lesser (or greater) amount on liquidation than would otherwise be the case. The rate of Fund distribution payments may adversely affect the tax characterization of your returns from an investment in the Fund relative to a direct investment in bonds. If the amount you receive as liquidation proceeds upon the Fund's termination is higher or lower than your cost basis, you may experience a gain or loss for tax purposes.

Illiquid Investments Risk. An illiquid investment is any investment that the Fund reasonably expects cannot be sold or disposed of in current market conditions in seven calendar days or less without significantly changing the market value of the investment. To the extent the Fund holds illiquid investments, the illiquid investments may reduce its returns because the Fund may be unable to transact at advantageous times or prices. In addition, if the Fund is limited in its ability to sell illiquid investments during periods when shareholders are redeeming their shares, it will need to sell liquid securities to meet redemption requests and illiquid securities will become a larger portion of the Fund's holdings. During periods of market volatility, liquidity in the market for Fund shares may be impacted by the liquidity in the market for the underlying securities or other assets held by the Fund, which could lead to Fund shares trading at a premium or discount to the Fund's NAV.

Income Risk. The Fund's income may decline due to falling interest rates or other factors. This can occur because the Fund may be required to invest in lower-yielding bonds when a bond in the Fund's portfolio matures, is near maturity, is called or is prepaid, when bonds in the Underlying Index are substituted, or when the Fund otherwise needs to purchase additional bonds. The Index Provider's substitution of bonds in the Underlying Index may occur, for example, when the time to maturity for the bond no longer matches the Underlying Index's stated maturity guidelines.

Issuer Risk. The performance of the Fund depends on the performance of individual securities or other assets to which the Fund has exposure. The value of securities or other assets may decline, or perform differently from the market as a whole, due to changes in the financial condition or credit rating of the issuer or counterparty.

Management Risk. The Fund generally does not attempt to take defensive positions under any market conditions, including declining markets. As the Fund will not fully replicate the Underlying Index and may hold securities or other assets not included in the Underlying Index, it is subject to the risk that the investment strategy of BFA may not produce the intended results. There is no guarantee that the Fund's investment results will have

a high degree of correlation to those of the Underlying Index or that the Fund will achieve its investment objective.

Market Trading Risk. The Fund faces numerous market trading risks, including the potential lack of an active market for Fund shares (including through a trading halt), losses from trading in secondary markets, periods of high volatility, and disruptions in the process of creating and redeeming Fund shares. Any of these factors, among others, may lead to the Fund's shares trading in the secondary market at a premium or discount to NAV or to the intraday value of the Fund's portfolio holdings. If you buy Fund shares at a time when the market price is at a premium to NAV or sell Fund shares at a time when the market price is at a discount to NAV, you may pay significantly more or receive significantly less than the underlying value of the Fund shares.

Operational and Technology Risks. The Fund is directly and indirectly susceptible to operational and technology risks, including those related to human errors, processing errors, communication errors, systems failures, cybersecurity incidents, and the use of artificial intelligence and machine learning ("AI"), which may result in losses for the Fund and its shareholders or may impair the Fund's operations. While the Fund's service providers are required to have appropriate operational, information security and cybersecurity risk management policies and procedures, their methods of risk management may differ from those of the Fund. Operational and technology risks for the issuers in which the Fund invests could also result in material adverse consequences for such issuers and may cause the Fund's investments in such issuers to lose value.

Reinvestment Risk. The Fund may invest a portion of its assets in short-term fixed-income instruments and, as a result, may be adversely affected if interest rates fall because it may have to invest in lower-yielding instruments as bonds in the Fund's portfolio mature.

Reliance on Trading Partners Risk. The Fund invests in countries or regions whose economies are heavily dependent upon trading with key partners. Any reduction in this trading may have an adverse impact on the Fund's investments.

Risk of Investing in the U.S. Investing in U.S. issuers subjects the Fund to legal, regulatory, political, currency, security, and economic risks that are specific to the U.S. Certain changes in the U.S., such as a weakening of the U.S. economy or a decline in its financial markets, may have an adverse effect on U.S. issuers.

Securities Lending Risk. The Fund may engage in securities lending. Securities lending involves the risk that the Fund may lose money because the borrower of the loaned securities fails to

return the securities in a timely manner or at all. The Fund could also lose money in the event of a decline in the value of collateral provided for loaned securities or a decline in the value of any investments made with cash collateral. These events could also trigger adverse tax consequences for the Fund.

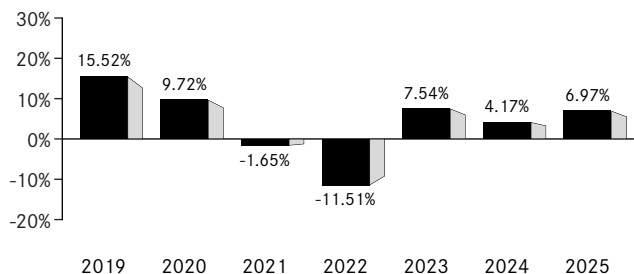
Tracking Error Risk. The Fund may be subject to "tracking error," which is the divergence of the Fund's performance from that of the Underlying Index. Tracking error may occur due to a number of factors, including differences between the securities and other assets held in the Fund's portfolio and those included in the Underlying Index; differences in the timing and methodologies used to value securities and other assets; transaction costs and other expenses incurred by the Fund that the Underlying Index does not incur; the Fund's holding of uninvested cash; differences in the timing of the accrual or the valuation of dividends or interest received by the Fund or distributions paid to Fund shareholders; tax gains or losses; differences between the amount and/or timing of withholding taxes on dividends reflected in the Underlying Index from the Fund's obligation, if any, for foreign withholding taxes; the requirements for the Fund to maintain pass-through tax treatment; portfolio transactions carried out to minimize the distribution of capital gains to shareholders; the acceptance of custom baskets; changes to the Underlying Index; and impacts to the Fund of complying with certain regulatory requirements or limits. Tracking error risk may be heightened during times of increased market volatility or other unusual market conditions. A Fund that tracks an index with exposure to non-U.S. issuers may experience higher tracking error than ETFs that do not track such indexes.

Valuation Risk. The price that the Fund could receive upon the sale (or other disposition) of a security or other asset may differ from the Fund's valuation of the security or other asset, particularly for securities or other assets that trade in low volume or volatile markets or that are valued using a fair value methodology. The price received by the Fund also may differ from the value used by the Underlying Index. In addition, the value of the securities or other assets in the Fund's portfolio may change on days or during time periods when investors are not able to purchase or sell Fund shares. Authorized Participants that create or redeem Fund shares on days when the Fund is holding fair-valued securities or other assets may receive fewer or more shares, or lower or higher redemption proceeds, than they would have received had the securities or other assets not been fair valued or been valued using a different methodology. The ability to value investments may be impacted by technological issues or errors by pricing services or other third-party service providers.

Performance Information

The performance information below illustrates how the Fund's performance has varied over different periods and provides some indication of the risks of investing in the Fund. The bar chart shows how the performance of the Fund has varied from one calendar year to another over the periods shown. The table compares the Fund's performance to that of an appropriate broad-based securities market index and the Underlying Index. Returns assume the reinvestment of any dividends and distributions. The Fund's returns reflect the impact of any agreements to waive or reimburse expenses, which would reduce performance if not in effect. Past performance (before and after taxes) does not necessarily indicate how the Fund will perform in the future. Updated performance information, including the Fund's current NAV, may be obtained by visiting www.iShares.com or by calling 1-800-iShares (1-800-474-2737) (toll free).

Calendar Year-by-Year Returns



	<u>Return (%)</u>	<u>Period Ended</u>
During the periods shown in the chart:		
Best Quarter	10.89%	June 30, 2020
Worst Quarter	-6.61%	March 31, 2022

Average Annual Total Returns (for the periods ended December 31, 2025)

	<u>One Year</u>	<u>Five Years</u>	<u>Since Fund Inception</u>
(Inception Date: 9/18/2018)			
Return Before Taxes	6.97%	0.84%	4.00%
Return After Taxes on Distributions	5.00%	-0.70%	2.45%
Return After Taxes on Distributions and Sale of Fund Shares	4.10%	-0.04%	2.40%
Bloomberg U.S. Universal Index (Returns do not reflect deductions for fees, expenses or taxes)	7.58%	0.06%	2.49%
Bloomberg December 2028 Maturity Corporate Index (Returns do not reflect deductions for fees, expenses or taxes)	7.06%	0.91%	4.04%

After-tax returns in the table above are calculated using the historical highest individual U.S. federal marginal income tax rates and do not reflect the impact of state or local taxes. Actual after-tax returns depend on an investor's tax situation and may differ from those shown, and after-tax returns shown are not relevant to tax-exempt investors or investors who hold shares through tax-deferred arrangements, such as 401(k) plans or individual retirement accounts ("IRAs"). Fund returns after taxes on distributions and sales of Fund shares are calculated assuming that an investor has sufficient capital gains of the same character from other investments to offset any capital losses from the sales of Fund shares. As a result, Fund returns after taxes on distributions and sales of Fund shares may exceed Fund returns before taxes and/or returns after taxes on distributions.

Management

Investment Adviser. BlackRock Fund Advisors.

Portfolio Managers. Jonathan Graves, James Mauro and Marcus Tom (the “Portfolio Managers”) are primarily responsible for the day-to-day management of the Fund. Each Portfolio Manager supervises a portfolio management team. Mr. Graves, Mr. Mauro and Mr. Tom have been Portfolio Managers of the Fund since 2025, 2018 and 2025, respectively.

Purchase and Sale of Fund Shares

The Fund is an ETF. Individual shares of the Fund may only be bought and sold in the secondary market through a broker-dealer. Because ETF shares trade at market prices rather than at NAV, shares may trade at a price greater than NAV (a premium) or less than NAV (a discount). An investor may incur costs attributable to the difference between the highest price a buyer is willing to pay to purchase shares of the Fund (bid) and the lowest price a seller is willing to accept for shares of the Fund (ask) when buying or selling shares in the secondary market (the “bid-ask spread”).

Tax Information

The Fund intends to make distributions that may be taxable to you as ordinary income or capital gains, unless you are investing through a tax-deferred arrangement such as a 401(k) plan or an IRA, in which case, your distributions generally will be taxed when withdrawn.

Payments to Broker-Dealers and Other Financial Intermediaries

If you purchase shares of the Fund through a broker-dealer or other financial intermediary (such as a bank), BFA or other related companies may pay the intermediary for marketing activities and presentations, educational training programs, conferences, the development of technology platforms and reporting systems or other services related to the sale or promotion of the Fund. These payments may create a conflict of interest by influencing the broker-dealer or other intermediary and your salesperson to recommend the Fund over another investment. Ask your salesperson or visit your financial intermediary’s website for more information.

iSHARES[®] iBONDS[®] DEC 2029 TERM CORPORATE ETF

Ticker: IBDU

Stock Exchange: NYSE Arca

Investment Objective

The iShares iBonds Dec 2029 Term Corporate ETF (the “Fund”) seeks to track the investment results of an index composed of U.S. dollar-denominated, investment-grade corporate bonds maturing in 2029.

Fees and Expenses

The following table describes the fees and expenses that you will incur if you buy, hold and sell shares of the Fund. Amounts in the table are rounded to the nearest basis point, which in some cases may be “0.00.” The investment advisory agreement between iShares Trust (the “Trust”) and BlackRock Fund Advisors (“BFA”) (the “Investment Advisory Agreement”) provides that BFA will pay all operating expenses of the Fund, except: (i) the management fees, (ii) interest expenses, (iii) taxes, (iv) expenses incurred with respect to the acquisition and disposition of portfolio securities and the execution of portfolio transactions, including brokerage commissions, (v) distribution fees or expenses, and (vi) litigation expenses and any extraordinary expenses.

The Fund may incur “Acquired Fund Fees and Expenses.” Acquired Fund Fees and Expenses reflect the Fund’s *pro rata* share of the fees and expenses incurred indirectly by the Fund as a result of investing in other investment companies. The impact of Acquired Fund Fees and Expenses is included in the Fund’s total return but is not included in the Fund’s ratio of expenses to average net assets. Both figures are shown in the *Financial Highlights* section of the Fund’s prospectus (the “Prospectus”). BFA, the investment adviser to the Fund, has contractually agreed to waive a portion of its management fees in an amount equal to the Acquired Fund Fees and Expenses, if any, attributable to investments by the Fund in other funds advised by BFA or its affiliates through the termination date of the Fund, on or about December 15, 2029. The contractual waiver may be terminated prior to the Fund’s termination only upon the written agreement of the Trust and BFA.

You may pay other fees, such as brokerage commissions and other fees to financial intermediaries, which are not reflected in the tables and examples below.

Annual Fund Operating Expenses
(ongoing expenses that you pay each year as a
percentage of the value of your investments)¹

Management Fees	Distribution and Service (12b-1) Fees	Other Expenses	Acquired Fund Fees and Expenses	Total Annual Fund Operating Expenses	Fee Waiver and/or Expense Reimbursement	Total Annual Fund Operating Expenses After Fee Waiver and/or Expense Reimbursement
0.10%	None	0.00%	0.00%	0.10%	(0.00)%	0.10%

¹ Operating expenses paid by BFA under the Investment Advisory Agreement exclude Acquired Fund Fees and Expenses, if any.

Example. This Example is intended to help you compare the cost of owning shares of the Fund with the cost of investing in other funds. The Example assumes that you invest \$ 10,000 in the Fund for the time periods indicated and then sell all of your shares at the end of those periods. Fund expenses (and any applicable waivers) are calculated only through December 15, 2029 because the Fund is scheduled to cease operations and liquidate by that date. The Example also assumes that your investment has a 5% return each year and that the Fund’s operating expenses remain the same. Although your actual costs may be higher or lower, based on these assumptions, your costs would be:

<u>1 Year</u>	<u>3 Years</u>	<u>Maturity</u>
\$ 10	\$32	\$42

Portfolio Turnover. The Fund may pay transaction costs, such as commissions, when it buys and sells securities (or “turns over” its portfolio). A higher portfolio turnover rate may indicate higher transaction costs and may result in higher taxes when Fund shares are held in a taxable account. These costs, which are not reflected in the Annual Fund Operating Expenses or in the Example, affect the Fund’s performance. During the most recent fiscal year, the Fund’s portfolio turnover rate was 4% of the average value of its portfolio.

Principal Investment Strategies

The Fund seeks to meet its investment objective generally by investing in component securities of the Bloomberg December 2029 Maturity Corporate Index (the “Underlying Index”). The Fund may also invest in U.S. government securities, short-term paper, cash and cash equivalents, including shares of money market funds advised by BFA or its affiliates.

The Fund is a term fund that will terminate on or about December 15, 2029, at which time it will distribute its remaining net assets to shareholders pursuant to a plan of liquidation. The Fund does not seek to return any predetermined amount at maturity or in periodic distributions. The Underlying Index is composed of U.S. dollar-denominated, taxable, investment-grade (as determined by Bloomberg Index Services Limited (the “Index Provider” or “Bloomberg”)) corporate bonds scheduled to mature between January 1, 2029 and December 15, 2029, inclusive. As of October 31, 2025, a significant portion of the Underlying Index is represented by securities of companies in the consumer goods and services and financial services industries or sectors. The components of the Underlying Index are likely to change over time.

The Underlying Index consists of U.S. dollar-denominated, investment-grade securities publicly issued by U.S. and non-U.S. corporate issuers that have \$300 million or more of outstanding face value at the time of inclusion. The non-U.S. corporate issuers included in the Underlying Index consist primarily of corporate bonds issued by companies domiciled in developed countries. The Fund will invest in non-U.S. issuers to the extent necessary for it to track the Underlying Index. Each bond included in the Underlying Index must be registered with the SEC, have been exempt from registration at issuance, or have been offered pursuant to Rule 144A under the Securities Act of 1933, as amended (the “1933 Act”), with registration rights. Further, the securities in the Underlying Index must be denominated in U.S. dollars and have a fixed-rate, although they can carry a coupon that steps-up or changes according to a predetermined schedule. In addition, to be included in the Underlying Index, securities that are rated by all three of the rating agencies named below must be rated “investment-grade” by at least two of the three rating agencies, which is defined as Baa3 or higher by Moody’s Investors Service, Inc. or BBB- or higher by S&P Global Ratings or Fitch Ratings, Inc. When ratings from only two of the three rating agencies are available, the lower rating is used to determine eligibility. Securities with a rating from only one of the three ratings agencies must be rated investment-grade in order to be included in the Underlying Index. In cases where ratings are not available, other sources may be used to classify securities by investment quality.

The Underlying Index is constructed with the following methodology. The parent index, the Bloomberg U.S. Corporate Index (the “Parent Index”), representing U.S. dollar-denominated, taxable, investment-grade corporate bonds, is stripped of securities maturing outside of the maturity range described above. During the final two years of the Underlying Index, bonds that mature in 2029, but had not been eligible for inclusion in the Parent Index due to being within one year of maturity, will be eligible for inclusion in the Underlying Index until such bonds reach maturity. Securities are then market-cap weighted within the Underlying Index, with a 3% cap typically imposed on any one issuer, and a *pro rata* distribution of any excess weight across the remaining issuers in the Underlying Index. In the event a 3% cap is not possible due to lack of issuers, the cap will be increased in 0.50% increments until the Underlying Index can be calculated.

The securities in the Underlying Index are updated on the last calendar day of each month until six months prior to maturity. The last rebalance date will be on June 30, 2029. During this final six month period, the Underlying Index will no longer be updated or rebalanced, except to remove securities which are downgraded to below investment-grade per the eligibility criteria described above. Additionally, during this period, existing bond weights will be allowed to float based on changes in market value.

When a bond that is included in the Underlying Index matures, its maturity value will be represented in the Underlying Index by cash throughout the remaining life of the Underlying Index.

The Fund is a series of the iShares iBonds fixed maturity series of bond ETFs sponsored by BlackRock, Inc. (“BlackRock”). The Fund does not invest in U.S. savings bonds or other U.S. government bonds (except to the extent the Fund holds cash equivalent instruments consistent with its investment objective) and is not designed to provide protection against inflation.

BFA uses an indexing approach to try to achieve the Fund’s investment objective. The Fund does not try to “beat” the index it tracks and does not seek temporary defensive positions when markets decline or appear overvalued.

Indexing may eliminate the chance that the Fund will substantially outperform the Underlying Index but also may reduce some of the risks of active management, such as poor security selection. Indexing seeks to achieve lower costs and better after-tax performance by aiming to keep portfolio turnover low in comparison to actively managed investment companies.

BFA uses a representative sampling indexing strategy to manage the Fund. “Representative sampling” is an indexing strategy that involves investing in a representative sample of securities or other instruments that collectively has an investment profile similar to that of an applicable underlying index. The instruments selected are expected to have, in the aggregate, investment characteristics (based on factors such as market value and industry weightings), fundamental characteristics (such as return variability, duration (*i.e.*, an instrument’s price sensitivity to a change in interest rates), maturity or credit ratings and yield) and liquidity measures similar to those of an applicable underlying index. The Fund may or may not hold all of the components of the Underlying Index.

The Fund will invest at least 80% of its assets in the component instruments of the Underlying Index, and (except during the last twelve months of the Fund’s operations) the Fund will invest at

least 90% of its assets in fixed income securities of the types included in the Underlying Index that BFA believes will help the Fund track the Underlying Index. The Fund will invest no more than 10% of its assets in futures, options and swaps contracts that BFA believes will help the Fund track the Underlying Index as well as in fixed income securities other than the types included in the Underlying Index, but which BFA believes will help the Fund track the Underlying Index. Cash and cash equivalent investments associated with a derivative position will be treated as part of that position for the purposes of calculating the percentage of investments included in the Underlying Index.

In the last six months of operation, as the bonds held by the Fund mature, the proceeds may not be reinvested by the Fund in bonds but instead will be held in cash and cash equivalents. By fifteen days prior to maturity, the Underlying Index is expected to consist almost entirely of cash and cash equivalents. On or around this date, the Fund will wind up and terminate. After appropriate provision is made for any Fund liabilities, its net assets will be distributed to then-current shareholders pursuant to a plan of liquidation. The Fund's termination was approved by a majority of the Trust's Board of Trustees (the "Board") and does not require additional approval by Fund shareholders. The Board may extend the termination date if a majority of the Board determines the extension to be in the best interest of the Fund.

The Fund seeks to track the investment results of the Underlying Index before fees and expenses of the Fund. To the extent that the Fund invests in money market or similar funds, it will incur the fees and expenses of such funds.

The Fund should not be confused with a target date fund, which has assets that are managed according to a particular investment strategy that converts fund assets to conservative investments over time.

The Fund may lend securities representing up to one-third of the value of the Fund's total assets (including the value of any collateral received).

The Underlying Index is sponsored by Bloomberg, which is independent of the Fund and BFA. The Index Provider determines the composition and relative weightings of the components of the Underlying Index and publishes information regarding the market value of the Underlying Index.

Industry Concentration Policy. The Fund will concentrate its investments (*i.e.*, hold 25% or more of its total assets) in a particular industry or group of industries to approximately the same extent that the Underlying Index is concentrated. For purposes of this limitation, securities of the U.S. government (including its agencies and instrumentalities), repurchase agreements collateralized by U.S. government securities, and securities of state or municipal governments and their political subdivisions are not considered to be issued by members of any industry.

Summary of Principal Risks

As with any investment, you could lose all or part of your investment in the Fund, and the Fund's performance could trail that of other investments. The Fund is subject to certain risks, including the principal risks noted below, any of which may adversely affect the Fund's net asset value per share ("NAV"),

trading price, yield, total return and ability to meet its investment objective. Certain key risks are prioritized below (with others following in alphabetical order), but the relative significance of any risk is difficult to predict and may change over time. You should review each risk factor carefully.

Credit Risk. Credit risk is the risk that an issuer, guarantor or liquidity provider of a fixed-income security may be unable or unwilling, or may be perceived as unable or unwilling, to make timely principal and/or interest payments or to otherwise honor its obligations. The credit rating assigned to a security or its issuer does not necessarily reflect the issuer's current financial condition or an investment's volatility or liquidity. An actual or perceived decline in an issuer's creditworthiness may result in a decrease in the value and liquidity of its securities as well as greater price volatility, which may make it difficult to sell the securities. The Fund may be adversely affected if an investment that it holds experiences a downgrade or a default.

Interest Rate Risk. Interest rate risk refers to the risk of fluctuations in the value of a fixed-income security due to changes in the general level of interest rates. Interest rate changes can be sudden and unpredictable and are influenced by a number of factors, including government policy, monetary policy, inflation expectations, perceptions of risk, and supply and demand for fixed-income securities. An increase in interest rates generally will cause the value of fixed-income securities to decline. Securities with longer maturities generally are more sensitive to interest rate changes and subject to greater fluctuations in value. Changes in interest rates may have unpredictable effects on fixed-income markets and result in heightened volatility and lower liquidity for certain instruments, which may adversely affect a Fund's performance. During periods of very low or negative interest rates, a Fund may be unable to maintain positive returns or pay dividends to shareholders.

Market Risk. The Fund could lose money over short periods due to short-term market movements and over longer periods during more prolonged market downturns. Local, regional or global events such as war, acts of terrorism, pandemics or other public health issues, recessions, the prospect or occurrence of a sovereign default or other financial crisis, or other events could have a significant impact on the Fund and its investments and could result in increased premiums or discounts to the Fund's NAV.

Index-Related Risk. The Index Provider may rely on various sources of information to assess the criteria of components of the Underlying Index, including information that may be based on assumptions and estimates. Neither the Fund nor BFA can offer assurances that the Index Provider's methodology or sources of information will provide an accurate assessment of included components or will result in the Fund meeting its investment objective. Errors in index data, index computations or the construction of the Underlying Index in accordance with its methodology may occur, and the Index Provider may not identify or correct them promptly or at all, which may have an adverse impact on the Fund and its shareholders. Unusual market conditions or other unforeseen circumstances (such as natural disasters, political unrest or war) may impact the Index Provider or a third-party data provider and could cause the Index Provider

to postpone a scheduled rebalance. This could cause the Underlying Index to vary from its normal or expected composition.

Asset Class Risk. The securities and other assets in the Underlying Index or in the Fund's portfolio may underperform in comparison to financial markets generally, a particular financial market, another index, or other asset classes.

Authorized Participant Concentration Risk. An "Authorized Participant" is a member or participant of a clearing agency registered with the SEC, which has a written agreement with the Fund or one of its service providers that allows the Authorized Participant to place orders for the purchase and redemption of creation units ("Creation Units"). Only an Authorized Participant may engage in creation or redemption transactions directly with the Fund. There are a limited number of institutions that may act as Authorized Participants for the Fund, including on an agency basis on behalf of other market participants. No Authorized Participant is obligated to engage in creation or redemption transactions. To the extent that Authorized Participants exit the business or do not place creation or redemption orders for the Fund and no other Authorized Participant places orders, Fund shares are more likely to trade at a premium or discount to NAV and possibly face trading halts or delisting.

Call Risk. During periods of falling interest rates, an issuer of a callable debt obligation held by the Fund may "call" or repay the debt obligation before its stated maturity, and the Fund may have to reinvest the proceeds in instruments with lower yields, which would result in a decline in the Fund's income, or in instruments with greater risks or with other less favorable features.

Concentration Risk. The Fund may be susceptible to an increased risk of loss, including losses due to adverse events that affect the Fund's investments more than the market as a whole, to the extent that the Fund's investments are concentrated in the securities or other assets of one or more issuers, countries or other geographic units, markets, industries, project types, or asset classes.

Consumer Goods and Services Companies Risk. Consumer goods and services companies face risks related to changes in consumer preferences and disposable income, commodity prices, government regulation, supply chain disruptions, damage to brand or reputation, economic slowdown and labor shortages, among other things.

Declining Yield Risk. In the months leading up to the Fund's planned termination date, the Fund's yield may move toward prevailing money market rates and may be lower than the yields of the bonds previously held by the Fund and lower than prevailing yields for bonds in the market.

Financial Companies Risk. Financial services companies are subject to extensive governmental regulation and intervention, which may adversely affect their profitability, the scope of their activities, the prices they can charge, the amount of capital and liquid assets they must maintain and their size, among other things. Financial services companies also may be significantly affected by, among other things, interest rates, economic conditions, volatility in financial markets, credit rating downgrades, adverse public perception, exposure concentration and counterparty risk.

Fluctuation of Yield and Liquidation Amount Risk. The Fund, unlike a direct investment in a bond that has a level coupon payment and a fixed payment at maturity, will make distributions of income that vary over time. It is expected that an investment in the Fund, if held through maturity, will produce aggregate returns comparable to a direct investment in a group of bonds of similar credit quality and maturity. Unlike a direct investment in bonds, the breakdown of returns between Fund distributions and liquidation proceeds are not predictable at the time of your investment. For example, at times during the Fund's existence it may make distributions at a greater (or lesser) rate than the coupon payments received on the Fund's portfolio, which would result in the Fund returning a lesser (or greater) amount on liquidation than would otherwise be the case. The rate of Fund distribution payments may adversely affect the tax characterization of your returns from an investment in the Fund relative to a direct investment in bonds. If the amount you receive as liquidation proceeds upon the Fund's termination is higher or lower than your cost basis, you may experience a gain or loss for tax purposes.

Income Risk. The Fund's income may decline due to falling interest rates or other factors. This can occur because the Fund may be required to invest in lower-yielding bonds when a bond in the Fund's portfolio matures, is near maturity, is called or is prepaid, when bonds in the Underlying Index are substituted, or when the Fund otherwise needs to purchase additional bonds. The Index Provider's substitution of bonds in the Underlying Index may occur, for example, when the time to maturity for the bond no longer matches the Underlying Index's stated maturity guidelines.

Issuer Risk. The performance of the Fund depends on the performance of individual securities or other assets to which the Fund has exposure. The value of securities or other assets may decline, or perform differently from the market as a whole, due to changes in the financial condition or credit rating of the issuer or counterparty.

Management Risk. The Fund generally does not attempt to take defensive positions under any market conditions, including declining markets. As the Fund will not fully replicate the Underlying Index and may hold securities or other assets not included in the Underlying Index, it is subject to the risk that the investment strategy of BFA may not produce the intended results. There is no guarantee that the Fund's investment results will have a high degree of correlation to those of the Underlying Index or that the Fund will achieve its investment objective.

Market Trading Risk. The Fund faces numerous market trading risks, including the potential lack of an active market for Fund shares (including through a trading halt), losses from trading in secondary markets, periods of high volatility, and disruptions in the process of creating and redeeming Fund shares. Any of these factors, among others, may lead to the Fund's shares trading in the secondary market at a premium or discount to NAV or to the intraday value of the Fund's portfolio holdings. If you buy Fund shares at a time when the market price is at a premium to NAV or sell Fund shares at a time when the market price is at a discount to NAV, you may pay significantly more or receive significantly less than the underlying value of the Fund shares.

Operational and Technology Risks. The Fund is directly and indirectly susceptible to operational and technology risks,

including those related to human errors, processing errors, communication errors, systems failures, cybersecurity incidents, and the use of artificial intelligence and machine learning (“AI”), which may result in losses for the Fund and its shareholders or may impair the Fund’s operations. While the Fund’s service providers are required to have appropriate operational, information security and cybersecurity risk management policies and procedures, their methods of risk management may differ from those of the Fund. Operational and technology risks for the issuers in which the Fund invests could also result in material adverse consequences for such issuers and may cause the Fund’s investments in such issuers to lose value.

Reinvestment Risk. The Fund may invest a portion of its assets in short-term fixed-income instruments and, as a result, may be adversely affected if interest rates fall because it may have to invest in lower-yielding instruments as bonds in the Fund’s portfolio mature.

Reliance on Trading Partners Risk. The Fund invests in countries or regions whose economies are heavily dependent upon trading with key partners. Any reduction in this trading may have an adverse impact on the Fund’s investments.

Risk of Investing in the U.S. Investing in U.S. issuers subjects the Fund to legal, regulatory, political, currency, security, and economic risks that are specific to the U.S. Certain changes in the U.S., such as a weakening of the U.S. economy or a decline in its financial markets, may have an adverse effect on U.S. issuers.

Securities Lending Risk. The Fund may engage in securities lending. Securities lending involves the risk that the Fund may lose money because the borrower of the loaned securities fails to return the securities in a timely manner or at all. The Fund could also lose money in the event of a decline in the value of collateral provided for loaned securities or a decline in the value of any investments made with cash collateral. These events could also trigger adverse tax consequences for the Fund.

Tracking Error Risk. The Fund may be subject to “tracking error,” which is the divergence of the Fund’s performance from that of the Underlying Index. Tracking error may occur due to a number of

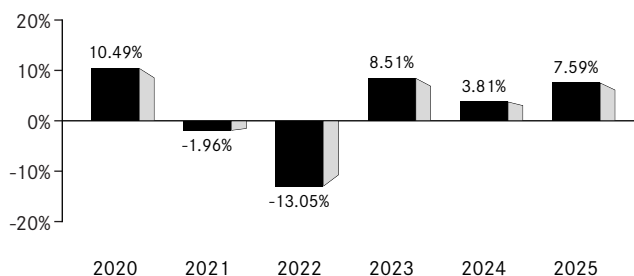
factors, including differences between the securities and other assets held in the Fund’s portfolio and those included in the Underlying Index; differences in the timing and methodologies used to value securities and other assets; transaction costs and other expenses incurred by the Fund that the Underlying Index does not incur; the Fund’s holding of uninvested cash; differences in the timing of the accrual or the valuation of dividends or interest received by the Fund or distributions paid to Fund shareholders; tax gains or losses; differences between the amount and/or timing of withholding taxes on dividends reflected in the Underlying Index from the Fund’s obligation, if any, for foreign withholding taxes; the requirements for the Fund to maintain pass-through tax treatment; portfolio transactions carried out to minimize the distribution of capital gains to shareholders; the acceptance of custom baskets; changes to the Underlying Index; and impacts to the Fund of complying with certain regulatory requirements or limits. Tracking error risk may be heightened during times of increased market volatility or other unusual market conditions. A Fund that tracks an index with exposure to non-U.S. issuers may experience higher tracking error than ETFs that do not track such indexes.

Valuation Risk. The price that the Fund could receive upon the sale (or other disposition) of a security or other asset may differ from the Fund’s valuation of the security or other asset, particularly for securities or other assets that trade in low volume or volatile markets or that are valued using a fair value methodology. The price received by the Fund also may differ from the value used by the Underlying Index. In addition, the value of the securities or other assets in the Fund’s portfolio may change on days or during time periods when investors are not able to purchase or sell Fund shares. Authorized Participants that create or redeem Fund shares on days when the Fund is holding fair-valued securities or other assets may receive fewer or more shares, or lower or higher redemption proceeds, than they would have received had the securities or other assets not been fair valued or been valued using a different methodology. The ability to value investments may be impacted by technological issues or errors by pricing services or other third-party service providers.

Performance Information

The performance information below illustrates how the Fund's performance has varied over different periods and provides some indication of the risks of investing in the Fund. The bar chart shows how the performance of the Fund has varied from one calendar year to another over the periods shown. The table compares the Fund's performance to that of an appropriate broad-based securities market index and the Underlying Index. Returns assume the reinvestment of any dividends and distributions. The Fund's returns reflect the impact of any agreements to waive or reimburse expenses, which would reduce performance if not in effect. Past performance (before and after taxes) does not necessarily indicate how the Fund will perform in the future. Updated performance information, including the Fund's current NAV, may be obtained by visiting www.iShares.com or by calling 1-800-iShares (1-800-474-2737) (toll free).

Calendar Year-by-Year Returns



	<u>Return (%)</u>	<u>Period Ended</u>
During the periods shown in the chart:		
Best Quarter	11.34%	June 30, 2020
Worst Quarter	-6.41%	March 31, 2022

Average Annual Total Returns (for the periods ended December 31, 2025)

	<u>One Year</u>	<u>Five Years</u>	<u>Since Fund Inception</u>
(Inception Date: 9/17/2019)			
Return Before Taxes	7.59%	0.65%	2.55%
Return After Taxes on Distributions	5.55%	-0.91%	1.07%
Return After Taxes on Distributions and Sale of Fund Shares	4.46%	-0.20%	1.30%
Bloomberg U.S. Universal Index (Returns do not reflect deductions for fees, expenses or taxes)	7.58%	0.06%	1.41%
Bloomberg December 2029 Maturity Corporate Index (Returns do not reflect deductions for fees, expenses or taxes)	7.70%	0.72%	2.60%

After-tax returns in the table above are calculated using the historical highest individual U.S. federal marginal income tax rates and do not reflect the impact of state or local taxes. Actual after-tax returns depend on an investor's tax situation and may differ from those shown, and after-tax returns shown are not relevant to tax-exempt investors or investors who hold shares through tax-deferred arrangements, such as 401(k) plans or individual retirement accounts ("IRAs"). Fund returns after taxes on distributions and sales of Fund shares are calculated assuming that an investor has sufficient capital gains of the same character from other investments to offset any capital losses from the sales of Fund shares. As a result, Fund returns after taxes on distributions and sales of Fund shares may exceed Fund returns before taxes and/or returns after taxes on distributions.

Management

Investment Adviser. BlackRock Fund Advisors.

Portfolio Managers. Jonathan Graves, James Mauro and Marcus Tom (the “Portfolio Managers”) are primarily responsible for the day-to-day management of the Fund. Each Portfolio Manager supervises a portfolio management team. Mr. Graves, Mr. Mauro and Mr. Tom have been Portfolio Managers of the Fund since 2025, 2019 and 2025, respectively.

Purchase and Sale of Fund Shares

The Fund is an ETF. Individual shares of the Fund may only be bought and sold in the secondary market through a broker-dealer. Because ETF shares trade at market prices rather than at NAV, shares may trade at a price greater than NAV (a premium) or less than NAV (a discount). An investor may incur costs attributable to the difference between the highest price a buyer is willing to pay to purchase shares of the Fund (bid) and the lowest price a seller is willing to accept for shares of the Fund (ask) when buying or selling shares in the secondary market (the “bid-ask spread”).

Tax Information

The Fund intends to make distributions that may be taxable to you as ordinary income or capital gains, unless you are investing through a tax-deferred arrangement such as a 401(k) plan or an IRA, in which case, your distributions generally will be taxed when withdrawn.

Payments to Broker-Dealers and Other Financial Intermediaries

If you purchase shares of the Fund through a broker-dealer or other financial intermediary (such as a bank), BFA or other related companies may pay the intermediary for marketing activities and presentations, educational training programs, conferences, the development of technology platforms and reporting systems or other services related to the sale or promotion of the Fund. These payments may create a conflict of interest by influencing the broker-dealer or other intermediary and your salesperson to recommend the Fund over another investment. Ask your salesperson or visit your financial intermediary’s website for more information.

iSHARES[®] iBONDS[®] DEC 2030 TERM CORPORATE ETF

Ticker: IBDV

Stock Exchange: NYSE Arca

Investment Objective

The iShares iBonds Dec 2030 Term Corporate ETF (the “Fund”) seeks to track the investment results of an index composed of U.S. dollar-denominated, investment-grade corporate bonds maturing in 2030.

Fees and Expenses

The following table describes the fees and expenses that you will incur if you buy, hold and sell shares of the Fund. Amounts in the table are rounded to the nearest basis point, which in some cases may be “0.00.” The investment advisory agreement between iShares Trust (the “Trust”) and BlackRock Fund Advisors (“BFA”) (the “Investment Advisory Agreement”) provides that BFA will pay all operating expenses of the Fund, except: (i) the management fees, (ii) interest expenses, (iii) taxes, (iv) expenses incurred with respect to the acquisition and disposition of portfolio securities and the execution of portfolio transactions, including brokerage commissions, (v) distribution fees or expenses, and (vi) litigation expenses and any extraordinary expenses.

The Fund may incur “Acquired Fund Fees and Expenses.” Acquired Fund Fees and Expenses reflect the Fund’s *pro rata* share of the fees and expenses incurred indirectly by the Fund as a result of investing in other investment companies. The impact of Acquired Fund Fees and Expenses is included in the Fund’s total return but is not included in the Fund’s ratio of expenses to average net assets. Both figures are shown in the *Financial Highlights* section of the Fund’s prospectus (the “Prospectus”). BFA, the investment adviser to the Fund, has contractually agreed to waive a portion of its management fees in an amount equal to the Acquired Fund Fees and Expenses, if any, attributable to investments by the Fund in other funds advised by BFA or its affiliates through the termination date of the Fund, on or about December 15, 2030. The contractual waiver may be terminated prior to the Fund’s termination only upon the written agreement of the Trust and BFA.

You may pay other fees, such as brokerage commissions and other fees to financial intermediaries, which are not reflected in the tables and examples below.

Annual Fund Operating Expenses (ongoing expenses that you pay each year as a percentage of the value of your investments)						
Management Fees	Distribution and Service (12b-1) Fees	Other Expenses	Acquired Fund Fees and Expenses	Total Annual Fund Operating Expenses	Fee Waiver and/or Expense Reimbursement	Total Annual Fund Operating Expenses After Fee Waiver and/or Expense Reimbursement
0.10%	None	0.00%	0.00%	0.10%	(0.00)%	0.10%

¹ Operating expenses paid by BFA under the Investment Advisory Agreement exclude Acquired Fund Fees and Expenses, if any.

Example. This Example is intended to help you compare the cost of owning shares of the Fund with the cost of investing in other funds. The Example assumes that you invest \$ 10,000 in the Fund for the time periods indicated and then sell all of your shares at the end of those periods. Fund expenses (and any applicable waivers) are calculated only through December 15, 2030 because the Fund is scheduled to cease operations and liquidate by that date. The Example also assumes that your investment has a 5% return each year and that the Fund’s operating expenses remain the same. Although your actual costs may be higher or lower, based on these assumptions, your costs would be:

1 Year	3 Years	Maturity
\$ 10	\$32	\$54

Portfolio Turnover. The Fund may pay transaction costs, such as commissions, when it buys and sells securities (or “turns over” its portfolio). A higher portfolio turnover rate may indicate higher transaction costs and may result in higher taxes when Fund shares are held in a taxable account. These costs, which are not reflected in the Annual Fund Operating Expenses or in the Example, affect the Fund’s performance. During the most recent fiscal year, the Fund’s portfolio turnover rate was 8% of the average value of its portfolio.

Principal Investment Strategies

The Fund seeks to meet its investment objective generally by investing in component securities of the Bloomberg December 2030 Maturity Corporate Index (the “Underlying Index”). The Fund may also invest in U.S. government securities, short-term paper, cash and cash equivalents, including shares of money market funds advised by BFA or its affiliates.

The Fund is a term fund that will terminate on or about December 15, 2030, at which time it will distribute its remaining net assets to shareholders pursuant to a plan of liquidation. The Fund does not seek to return any predetermined amount at maturity or in periodic distributions. The Underlying Index is composed of U.S. dollar-denominated, taxable, investment-grade (as determined by Bloomberg Index Services Limited (the “Index Provider” or “Bloomberg”)) corporate bonds scheduled to mature between January 1, 2030 and December 15, 2030, inclusive. As of October 31, 2025, a significant portion of the Underlying Index is represented by securities of companies in the consumer goods and services and financial services industries or sectors. The components of the Underlying Index are likely to change over time.

The Underlying Index consists of U.S. dollar-denominated, investment-grade securities publicly issued by U.S. and non-U.S. corporate issuers that have \$300 million or more of outstanding face value at the time of inclusion. The non-U.S. corporate issuers included in the Underlying Index consist primarily of corporate bonds issued by companies domiciled in developed countries. The Fund will invest in non-U.S. issuers to the extent necessary for it to track the Underlying Index. Each bond included in the Underlying Index must be registered with the SEC, have been exempt from registration at issuance, or have been offered pursuant to Rule 144A under the Securities Act of 1933, as amended (the “1933 Act”), with registration rights. Further, the securities in the Underlying Index must be denominated in U.S. dollars and have a fixed-rate, although they can carry a coupon that steps-up or changes according to a predetermined schedule. In addition, to be included in the Underlying Index, securities that are rated by all three of the rating agencies named below must be rated “investment-grade” by at least two of the three rating agencies, which is defined as Baa3 or higher by Moody’s Investors Service, Inc. or BBB- or higher by S&P Global Ratings or Fitch Ratings, Inc. When ratings from only two of the three rating agencies are available, the lower rating is used to determine eligibility. Securities with a rating from only one of the three ratings agencies must be rated investment-grade in order to be included in the Underlying Index. In cases where ratings are not available, other sources may be used to classify securities by investment quality.

The Underlying Index is constructed with the following methodology. The parent index, the Bloomberg U.S. Corporate Index (the “Parent Index”), representing U.S. dollar-denominated, taxable, investment-grade corporate bonds, is stripped of securities maturing outside of the maturity range described above. During the final two years of the Underlying Index, bonds that mature in 2030, but had not been eligible for inclusion in the Parent Index due to being within one year of maturity, will be eligible for inclusion in the Underlying Index until such bonds reach maturity. Securities are then market-cap weighted within the Underlying Index, with a 3% cap typically imposed on any one issuer, and a *pro rata* distribution of any excess weight across the remaining issuers in the Underlying Index. In the event a 3% cap is not possible due to lack of issuers, the cap will be increased in 0.50% increments until the Underlying Index can be calculated.

The securities in the Underlying Index are updated on the last calendar day of each month until June 30, 2030. The last rebalance date will be on June 30, 2030. During this final six month period, the Underlying Index will no longer be updated or rebalanced, except to remove securities which are downgraded to below investment-grade per the eligibility criteria described above. Additionally, during this period, existing bond weights will be allowed to float based on changes in market value.

When a bond that is included in the Underlying Index matures, its maturity value will be represented in the Underlying Index by cash throughout the remaining life of the Underlying Index.

The Fund is a series of the iShares iBonds fixed maturity series of bond ETFs sponsored by BlackRock, Inc. (“BlackRock”). The Fund does not invest in U.S. savings bonds or other U.S. government bonds (except to the extent the Fund holds cash equivalent instruments consistent with its investment objective) and is not designed to provide protection against inflation.

BFA uses an indexing approach to try to achieve the Fund’s investment objective. The Fund does not try to “beat” the index it tracks and does not seek temporary defensive positions when markets decline or appear overvalued.

Indexing may eliminate the chance that the Fund will substantially outperform the Underlying Index but also may reduce some of the risks of active management, such as poor security selection. Indexing seeks to achieve lower costs and better after-tax performance by aiming to keep portfolio turnover low in comparison to actively managed investment companies.

BFA uses a representative sampling indexing strategy to manage the Fund. “Representative sampling” is an indexing strategy that involves investing in a representative sample of securities or other instruments that collectively has an investment profile similar to that of an applicable underlying index. The instruments selected are expected to have, in the aggregate, investment characteristics (based on factors such as market value and industry weightings), fundamental characteristics (such as return variability, duration (*i.e.*, an instrument’s price sensitivity to a change in interest rates), maturity or credit ratings and yield) and liquidity measures similar to those of an applicable underlying index. The Fund may or may not hold all of the components of the Underlying Index.

The Fund will invest at least 80% of its assets in the component instruments of the Underlying Index, and (except during the last twelve months of the Fund’s operations) the Fund will invest at

least 90% of its assets in fixed income securities of the types included in the Underlying Index that BFA believes will help the Fund track the Underlying Index. The Fund will invest no more than 10% of its assets in futures, options and swaps contracts that BFA believes will help the Fund track the Underlying Index as well as in fixed income securities other than the types included in the Underlying Index, but which BFA believes will help the Fund track the Underlying Index. Cash and cash equivalent investments associated with a derivative position will be treated as part of that position for the purposes of calculating the percentage of investments included in the Underlying Index.

In the last six months of operation, as the bonds held by the Fund mature, the proceeds may not be reinvested by the Fund in bonds but instead will be held in cash and cash equivalents. By fifteen days prior to maturity, the Underlying Index is expected to consist almost entirely of cash and cash equivalents. On or around this date, the Fund will wind up and terminate. After appropriate provision is made for any Fund liabilities, its net assets will be distributed to then-current shareholders pursuant to a plan of liquidation. The Fund's termination was approved by a majority of the Trust's Board of Trustees (the "Board") and does not require additional approval by Fund shareholders. The Board may extend the termination date if a majority of the Board determines the extension to be in the best interest of the Fund.

The Fund seeks to track the investment results of the Underlying Index before fees and expenses of the Fund. To the extent that the Fund invests in money market or similar funds, it will incur the fees and expenses of such funds.

The Fund should not be confused with a target date fund, which has assets that are managed according to a particular investment strategy that converts fund assets to conservative investments over time.

The Fund may lend securities representing up to one-third of the value of the Fund's total assets (including the value of any collateral received).

The Underlying Index is sponsored by Bloomberg, which is independent of the Fund and BFA. The Index Provider determines the composition and relative weightings of the components of the Underlying Index and publishes information regarding the market value of the Underlying Index.

Industry Concentration Policy. The Fund will concentrate its investments (*i.e.*, hold 25% or more of its total assets) in a particular industry or group of industries to approximately the same extent that the Underlying Index is concentrated. For purposes of this limitation, securities of the U.S. government (including its agencies and instrumentalities), repurchase agreements collateralized by U.S. government securities, and securities of state or municipal governments and their political subdivisions are not considered to be issued by members of any industry.

Summary of Principal Risks

As with any investment, you could lose all or part of your investment in the Fund, and the Fund's performance could trail that of other investments. The Fund is subject to certain risks, including the principal risks noted below, any of which may adversely affect the Fund's net asset value per share ("NAV"),

trading price, yield, total return and ability to meet its investment objective. Certain key risks are prioritized below (with others following in alphabetical order), but the relative significance of any risk is difficult to predict and may change over time. You should review each risk factor carefully.

Credit Risk. Credit risk is the risk that an issuer, guarantor or liquidity provider of a fixed-income security may be unable or unwilling, or may be perceived as unable or unwilling, to make timely principal and/or interest payments or to otherwise honor its obligations. The credit rating assigned to a security or its issuer does not necessarily reflect the issuer's current financial condition or an investment's volatility or liquidity. An actual or perceived decline in an issuer's creditworthiness may result in a decrease in the value and liquidity of its securities as well as greater price volatility, which may make it difficult to sell the securities. The Fund may be adversely affected if an investment that it holds experiences a downgrade or a default.

Interest Rate Risk. Interest rate risk refers to the risk of fluctuations in the value of a fixed-income security due to changes in the general level of interest rates. Interest rate changes can be sudden and unpredictable and are influenced by a number of factors, including government policy, monetary policy, inflation expectations, perceptions of risk, and supply and demand for fixed-income securities. An increase in interest rates generally will cause the value of fixed-income securities to decline. Securities with longer maturities generally are more sensitive to interest rate changes and subject to greater fluctuations in value. Changes in interest rates may have unpredictable effects on fixed-income markets and result in heightened volatility and lower liquidity for certain instruments, which may adversely affect a Fund's performance. During periods of very low or negative interest rates, a Fund may be unable to maintain positive returns or pay dividends to shareholders.

Market Risk. The Fund could lose money over short periods due to short-term market movements and over longer periods during more prolonged market downturns. Local, regional or global events such as war, acts of terrorism, pandemics or other public health issues, recessions, the prospect or occurrence of a sovereign default or other financial crisis, or other events could have a significant impact on the Fund and its investments and could result in increased premiums or discounts to the Fund's NAV.

Index-Related Risk. The Index Provider may rely on various sources of information to assess the criteria of components of the Underlying Index, including information that may be based on assumptions and estimates. Neither the Fund nor BFA can offer assurances that the Index Provider's methodology or sources of information will provide an accurate assessment of included components or will result in the Fund meeting its investment objective. Errors in index data, index computations or the construction of the Underlying Index in accordance with its methodology may occur, and the Index Provider may not identify or correct them promptly or at all, which may have an adverse impact on the Fund and its shareholders. Unusual market conditions or other unforeseen circumstances (such as natural disasters, political unrest or war) may impact the Index Provider or a third-party data provider and could cause the Index Provider

to postpone a scheduled rebalance. This could cause the Underlying Index to vary from its normal or expected composition.

Asset Class Risk. The securities and other assets in the Underlying Index or in the Fund's portfolio may underperform in comparison to financial markets generally, a particular financial market, another index, or other asset classes.

Authorized Participant Concentration Risk. An "Authorized Participant" is a member or participant of a clearing agency registered with the SEC, which has a written agreement with the Fund or one of its service providers that allows the Authorized Participant to place orders for the purchase and redemption of creation units ("Creation Units"). Only an Authorized Participant may engage in creation or redemption transactions directly with the Fund. There are a limited number of institutions that may act as Authorized Participants for the Fund, including on an agency basis on behalf of other market participants. No Authorized Participant is obligated to engage in creation or redemption transactions. To the extent that Authorized Participants exit the business or do not place creation or redemption orders for the Fund and no other Authorized Participant places orders, Fund shares are more likely to trade at a premium or discount to NAV and possibly face trading halts or delisting.

Call Risk. During periods of falling interest rates, an issuer of a callable debt obligation held by the Fund may "call" or repay the debt obligation before its stated maturity, and the Fund may have to reinvest the proceeds in instruments with lower yields, which would result in a decline in the Fund's income, or in instruments with greater risks or with other less favorable features.

Concentration Risk. The Fund may be susceptible to an increased risk of loss, including losses due to adverse events that affect the Fund's investments more than the market as a whole, to the extent that the Fund's investments are concentrated in the securities or other assets of one or more issuers, countries or other geographic units, markets, industries, project types, or asset classes.

Consumer Goods and Services Companies Risk. Consumer goods and services companies face risks related to changes in consumer preferences and disposable income, commodity prices, government regulation, supply chain disruptions, damage to brand or reputation, economic slowdown and labor shortages, among other things.

Declining Yield Risk. In the months leading up to the Fund's planned termination date, the Fund's yield may move toward prevailing money market rates and may be lower than the yields of the bonds previously held by the Fund and lower than prevailing yields for bonds in the market.

Financial Companies Risk. Financial services companies are subject to extensive governmental regulation and intervention, which may adversely affect their profitability, the scope of their activities, the prices they can charge, the amount of capital and liquid assets they must maintain and their size, among other things. Financial services companies also may be significantly affected by, among other things, interest rates, economic conditions, volatility in financial markets, credit rating downgrades, adverse public perception, exposure concentration and counterparty risk.

Fluctuation of Yield and Liquidation Amount Risk. The Fund, unlike a direct investment in a bond that has a level coupon payment and a fixed payment at maturity, will make distributions of income that vary over time. It is expected that an investment in the Fund, if held through maturity, will produce aggregate returns comparable to a direct investment in a group of bonds of similar credit quality and maturity. Unlike a direct investment in bonds, the breakdown of returns between Fund distributions and liquidation proceeds are not predictable at the time of your investment. For example, at times during the Fund's existence it may make distributions at a greater (or lesser) rate than the coupon payments received on the Fund's portfolio, which would result in the Fund returning a lesser (or greater) amount on liquidation than would otherwise be the case. The rate of Fund distribution payments may adversely affect the tax characterization of your returns from an investment in the Fund relative to a direct investment in bonds. If the amount you receive as liquidation proceeds upon the Fund's termination is higher or lower than your cost basis, you may experience a gain or loss for tax purposes.

Income Risk. The Fund's income may decline due to falling interest rates or other factors. This can occur because the Fund may be required to invest in lower-yielding bonds when a bond in the Fund's portfolio matures, is near maturity, is called or is prepaid, when bonds in the Underlying Index are substituted, or when the Fund otherwise needs to purchase additional bonds. The Index Provider's substitution of bonds in the Underlying Index may occur, for example, when the time to maturity for the bond no longer matches the Underlying Index's stated maturity guidelines.

Issuer Risk. The performance of the Fund depends on the performance of individual securities or other assets to which the Fund has exposure. The value of securities or other assets may decline, or perform differently from the market as a whole, due to changes in the financial condition or credit rating of the issuer or counterparty.

Management Risk. The Fund generally does not attempt to take defensive positions under any market conditions, including declining markets. As the Fund will not fully replicate the Underlying Index and may hold securities or other assets not included in the Underlying Index, it is subject to the risk that the investment strategy of BFA may not produce the intended results. There is no guarantee that the Fund's investment results will have a high degree of correlation to those of the Underlying Index or that the Fund will achieve its investment objective.

Market Trading Risk. The Fund faces numerous market trading risks, including the potential lack of an active market for Fund shares (including through a trading halt), losses from trading in secondary markets, periods of high volatility, and disruptions in the process of creating and redeeming Fund shares. Any of these factors, among others, may lead to the Fund's shares trading in the secondary market at a premium or discount to NAV or to the intraday value of the Fund's portfolio holdings. If you buy Fund shares at a time when the market price is at a premium to NAV or sell Fund shares at a time when the market price is at a discount to NAV, you may pay significantly more or receive significantly less than the underlying value of the Fund shares.

Operational and Technology Risks. The Fund is directly and indirectly susceptible to operational and technology risks,

including those related to human errors, processing errors, communication errors, systems failures, cybersecurity incidents, and the use of artificial intelligence and machine learning (“AI”), which may result in losses for the Fund and its shareholders or may impair the Fund’s operations. While the Fund’s service providers are required to have appropriate operational, information security and cybersecurity risk management policies and procedures, their methods of risk management may differ from those of the Fund. Operational and technology risks for the issuers in which the Fund invests could also result in material adverse consequences for such issuers and may cause the Fund’s investments in such issuers to lose value.

Reinvestment Risk. The Fund may invest a portion of its assets in short-term fixed-income instruments and, as a result, may be adversely affected if interest rates fall because it may have to invest in lower-yielding instruments as bonds in the Fund’s portfolio mature.

Risk of Investing in China. Investments in Chinese securities, including certain Hong Kong-listed and U.S.-listed securities, are subject to risks specific to China. China may be subject to considerable degrees of economic, political and social instability. Despite economic and market reforms in recent decades, the Chinese government’s control over certain sectors and enterprises and significant regulation of investment and industry are still pervasive. Chinese companies are subject to the risk that Chinese authorities can intervene in their operations and structure. Chinese markets generally continue to experience inefficiency, a lack of publicly available information and/or political and social instability and may be subject to volatility and pricing anomalies resulting from governmental influence. Internal social unrest or confrontations with other countries, including military conflicts in response to such events, may disrupt China’s economy and markets and result in a greater risk of currency fluctuations, currency non-convertibility, interest rate fluctuations and higher inflation.

China has experienced security concerns, such as terrorism and strained international relations. Additionally, China is alleged to have participated in state-sponsored cyberattacks against foreign companies and foreign governments. Actual and threatened responses to such activity and strained international relations, including purchasing restrictions, sanctions, export controls, tariffs or cyberattacks on the Chinese government or Chinese companies, may impact China’s economy and Chinese issuers in which the Fund invests. Incidents involving China’s or the region’s security may adversely affect the Chinese economy and markets and the Fund’s investments.

The Chinese economy is highly reliant on trade. A reduction in spending on Chinese products and services, supply chain diversification, the institution of additional tariffs or other trade barriers (including as a result of heightened trade tensions or a trade war between China and the U.S. or in response to actual or alleged Chinese cyber activity) or a downturn in any of the economies of China’s key trading partners may have an adverse impact on the Chinese economy. The Underlying Index may include companies that are subject to economic or trade restrictions (but not investment restrictions) imposed by the U.S. or other governments due to national security, human rights or other concerns of such government. So long as these restrictions

do not include restrictions on investments, the Fund is generally expected to invest in such companies, consistent with its objective to track the performance of the Underlying Index.

Chinese companies, including those listed on U.S. exchanges, are not subject to the same degree of regulatory requirements, accounting standards or auditor oversight as companies in more developed countries. As a result, information about the Chinese securities in which the Fund invests may be less reliable or complete. Chinese companies with securities listed on U.S. exchanges may be delisted if they do not meet U.S. accounting standards and auditor oversight requirements, or for other reasons, which would significantly decrease the liquidity and value of the securities. There may be significant obstacles to obtaining information necessary for investigations into or litigation against Chinese companies, and shareholders may have limited legal remedies.

Many Chinese companies listed on U.S. exchanges use variable interest entities or “VIEs” in their structure as a result of foreign ownership restrictions. Any change in the operations of entities in a VIE structure, the status of VIE contractual arrangements or the legal or regulatory environment in China could result in significant, and possibly permanent and/or total, losses for investments in VIE issuers. The Fund does not select investments based on investor protection considerations.

Risk of Investing in the China Bond Market. The Fund invests directly in the domestic bond market in the People’s Republic of China (“China” or the “PRC”) (the “China Interbank Bond Market”) through the Bond Connect trading channel. All bonds traded through Bond Connect are registered in the name of the PRC’s Central Moneymarkets Unit (“CMU”), which holds such bonds as a nominee owner. The precise nature and rights of the Fund as the beneficial owner of bonds traded in the China Interbank Bond Market through CMU as nominee are relatively new and untested areas of PRC law, and the exact nature of the Fund’s remedies and methods of enforcement of its rights and interests under PRC law are uncertain.

Market volatility and potential lack of liquidity due to low trading volume of certain bonds in the China Interbank Bond Market may result in the prices of certain bonds fluctuating significantly. Also, the systems used to trade through Bond Connect may not function as expected. Trading through Bond Connect is also subject to regulatory risks, including laws and regulations that are subject to change. There can be no assurance that Bond Connect or its features or systems will not be materially altered, suspended, discontinued or abolished. The Fund may be subject to additional taxation if certain tax exemptions under PRC tax regulations are withdrawn or amended. Any taxes arising from or to the Fund may be directly borne by, or indirectly passed on to, the Fund, which may substantially impact its NAV. Investing through Bond Connect subjects the Fund to currency risk, to the extent that currency rates used for Bond Connect are different than the rates used in the China Interbank Bond Market.

Risk of Investing in the U.S. Investing in U.S. issuers subjects the Fund to legal, regulatory, political, currency, security, and economic risks that are specific to the U.S. Certain changes in the U.S., such as a weakening of the U.S. economy or a decline in its financial markets, may have an adverse effect on U.S. issuers.

Securities Lending Risk. The Fund may engage in securities lending. Securities lending involves the risk that the Fund may lose money because the borrower of the loaned securities fails to return the securities in a timely manner or at all. The Fund could also lose money in the event of a decline in the value of collateral provided for loaned securities or a decline in the value of any investments made with cash collateral. These events could also trigger adverse tax consequences for the Fund.

Tracking Error Risk. The Fund may be subject to “tracking error,” which is the divergence of the Fund’s performance from that of the Underlying Index. Tracking error may occur due to a number of factors, including differences between the securities and other assets held in the Fund’s portfolio and those included in the Underlying Index; differences in the timing and methodologies used to value securities and other assets; transaction costs and other expenses incurred by the Fund that the Underlying Index does not incur; the Fund’s holding of uninvested cash; differences in the timing of the accrual or the valuation of dividends or interest received by the Fund or distributions paid to Fund shareholders; tax gains or losses; differences between the amount and/or timing of withholding taxes on dividends reflected in the Underlying Index from the Fund’s obligation, if any, for foreign withholding taxes; the requirements for the Fund to maintain pass-through tax treatment; portfolio transactions carried out to minimize the distribution of capital gains to

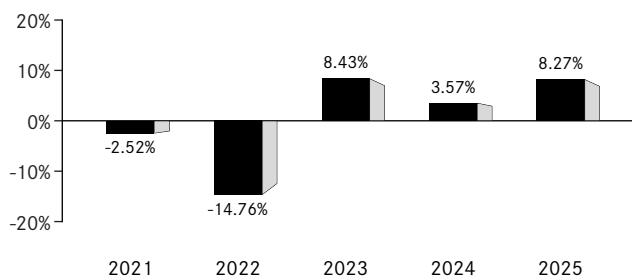
shareholders; the acceptance of custom baskets; changes to the Underlying Index; and impacts to the Fund of complying with certain regulatory requirements or limits. Tracking error risk may be heightened during times of increased market volatility or other unusual market conditions. A Fund that tracks an index with exposure to non-U.S. issuers may experience higher tracking error than ETFs that do not track such indexes.

Valuation Risk. The price that the Fund could receive upon the sale (or other disposition) of a security or other asset may differ from the Fund’s valuation of the security or other asset, particularly for securities or other assets that trade in low volume or volatile markets or that are valued using a fair value methodology. The price received by the Fund also may differ from the value used by the Underlying Index. In addition, the value of the securities or other assets in the Fund’s portfolio may change on days or during time periods when investors are not able to purchase or sell Fund shares. Authorized Participants that create or redeem Fund shares on days when the Fund is holding fair-valued securities or other assets may receive fewer or more shares, or lower or higher redemption proceeds, than they would have received had the securities or other assets not been fair valued or been valued using a different methodology. The ability to value investments may be impacted by technological issues or errors by pricing services or other third-party service providers.

Performance Information

The performance information below illustrates how the Fund's performance has varied over different periods and provides some indication of the risks of investing in the Fund. The bar chart shows how the performance of the Fund has varied from one calendar year to another over the periods shown. The table compares the Fund's performance to that of an appropriate broad-based securities market index and the Underlying Index. Returns assume the reinvestment of any dividends and distributions. The Fund's returns reflect the impact of any agreements to waive or reimburse expenses, which would reduce performance if not in effect. Past performance (before and after taxes) does not necessarily indicate how the Fund will perform in the future. Updated performance information, including the Fund's current NAV, may be obtained by visiting www.iShares.com or by calling 1-800-iShares (1-800-474-2737) (toll free).

Calendar Year-by-Year Returns



	<u>Return (%)</u>	<u>Period Ended</u>
During the periods shown in the chart:		
Best Quarter	7.71%	December 31, 2023
Worst Quarter	-7.21%	March 31, 2022

Average Annual Total Returns (for the periods ended December 31, 2025)

	<u>One Year</u>	<u>Five Years</u>	<u>Since Fund Inception</u>
(Inception Date: 6/23/2020)			
Return Before Taxes	8.27%	0.21%	1.10%
Return After Taxes on Distributions	6.26%	-1.28%	-0.32%
Return After Taxes on Distributions and Sale of Fund Shares	4.86%	-0.50%	0.21%
Bloomberg U.S. Universal Index (Returns do not reflect deductions for fees, expenses or taxes)	7.58%	0.06%	0.49%
Bloomberg December 2030 Maturity Corporate Index (Returns do not reflect deductions for fees, expenses or taxes)	8.39%	0.30%	1.16%

After-tax returns in the table above are calculated using the historical highest individual U.S. federal marginal income tax rates and do not reflect the impact of state or local taxes. Actual after-tax returns depend on an investor's tax situation and may differ from those shown, and after-tax returns shown are not relevant to tax-exempt investors or investors who hold shares through tax-deferred arrangements, such as 401(k) plans or individual retirement accounts ("IRAs"). Fund returns after taxes on distributions and sales of Fund shares are calculated assuming that an investor has sufficient capital gains of the same character from other investments to offset any capital losses from the sales of Fund shares. As a result, Fund returns after taxes on distributions and sales of Fund shares may exceed Fund returns before taxes and/or returns after taxes on distributions.

Management

Investment Adviser. BlackRock Fund Advisors.

Portfolio Managers. Jonathan Graves, James Mauro and Marcus Tom (the “Portfolio Managers”) are primarily responsible for the day-to-day management of the Fund. Each Portfolio Manager supervises a portfolio management team. Mr. Graves, Mr. Mauro and Mr. Tom have been Portfolio Managers of the Fund since 2025, 2020 and 2025, respectively.

Purchase and Sale of Fund Shares

The Fund is an ETF. Individual shares of the Fund may only be bought and sold in the secondary market through a broker-dealer. Because ETF shares trade at market prices rather than at NAV, shares may trade at a price greater than NAV (a premium) or less than NAV (a discount). An investor may incur costs attributable to the difference between the highest price a buyer is willing to pay to purchase shares of the Fund (bid) and the lowest price a seller is willing to accept for shares of the Fund (ask) when buying or selling shares in the secondary market (the “bid-ask spread”).

Tax Information

The Fund intends to make distributions that may be taxable to you as ordinary income or capital gains, unless you are investing through a tax-deferred arrangement such as a 401(k) plan or an IRA, in which case, your distributions generally will be taxed when withdrawn.

Payments to Broker-Dealers and Other Financial Intermediaries

If you purchase shares of the Fund through a broker-dealer or other financial intermediary (such as a bank), BFA or other related companies may pay the intermediary for marketing activities and presentations, educational training programs, conferences, the development of technology platforms and reporting systems or other services related to the sale or promotion of the Fund. These payments may create a conflict of interest by influencing the broker-dealer or other intermediary and your salesperson to recommend the Fund over another investment. Ask your salesperson or visit your financial intermediary’s website for more information.

iSHARES[®] iBONDS[®] DEC 2031 TERM CORPORATE ETF

Ticker: IBDW

Stock Exchange: NYSE Arca

Investment Objective

The iShares iBonds Dec 2031 Term Corporate ETF (the “Fund”) seeks to track the investment results of an index composed of U.S. dollar-denominated, investment-grade corporate bonds maturing in 2031.

Fees and Expenses

The following table describes the fees and expenses that you will incur if you buy, hold and sell shares of the Fund. Amounts in the table are rounded to the nearest basis point, which in some cases may be “0.00.” The investment advisory agreement between iShares Trust (the “Trust”) and BlackRock Fund Advisors (“BFA”) (the “Investment Advisory Agreement”) provides that BFA will pay all operating expenses of the Fund, except: (i) the management fees, (ii) interest expenses, (iii) taxes, (iv) expenses incurred with respect to the acquisition and disposition of portfolio securities and the execution of portfolio transactions, including brokerage commissions, (v) distribution fees or expenses, and (vi) litigation expenses and any extraordinary expenses.

The Fund may incur “Acquired Fund Fees and Expenses.” Acquired Fund Fees and Expenses reflect the Fund’s *pro rata* share of the fees and expenses incurred indirectly by the Fund as a result of investing in other investment companies. The impact of Acquired Fund Fees and Expenses is included in the Fund’s total return but is not included in the Fund’s ratio of expenses to average net assets. Both figures are shown in the *Financial Highlights* section of the Fund’s prospectus (the “Prospectus”). BFA, the investment adviser to the Fund, has contractually agreed to waive a portion of its management fees in an amount equal to the Acquired Fund Fees and Expenses, if any, attributable to investments by the Fund in other funds advised by BFA or its affiliates through the termination date of the Fund, on or about December 15, 2031. The contractual waiver may be terminated prior to the Fund’s termination only upon the written agreement of the Trust and BFA.

You may pay other fees, such as brokerage commissions and other fees to financial intermediaries, which are not reflected in the tables and examples below.

Annual Fund Operating Expenses (ongoing expenses that you pay each year as a percentage of the value of your investments)						
Management Fees	Distribution and Service (12b-1) Fees	Other Expenses	Acquired Fund Fees and Expenses	Total Annual Fund Operating Expenses	Fee Waiver and/or Expense Reimbursement	Total Annual Fund Operating Expenses After Fee Waiver and/or Expense Reimbursement
0.10%	None	0.00%	0.00%	0.10%	(0.00)%	0.10%

¹ Operating expenses paid by BFA under the Investment Advisory Agreement exclude Acquired Fund Fees and Expenses, if any.

Example. This Example is intended to help you compare the cost of owning shares of the Fund with the cost of investing in other funds. The Example assumes that you invest \$10,000 in the Fund for the time periods indicated and then sell all of your shares at the end of those periods. Fund expenses (and any applicable waivers) are calculated only through December 15, 2031 because the Fund is scheduled to cease operations and liquidate by that date. The Example also assumes that your investment has a 5% return each year and that the Fund’s operating expenses remain the same. Although your actual costs may be higher or lower, based on these assumptions, your costs would be:

1 Year	3 Years	5 Years	Maturity
\$10	\$32	\$56	\$67

Portfolio Turnover. The Fund may pay transaction costs, such as commissions, when it buys and sells securities (or “turns over” its portfolio). A higher portfolio turnover rate may indicate higher transaction costs and may result in higher taxes when Fund shares are held in a taxable account. These costs, which are not reflected in the Annual Fund Operating Expenses or in the Example, affect the Fund’s performance. During the most recent fiscal year, the Fund’s portfolio turnover rate was 4% of the average value of its portfolio.

Principal Investment Strategies

The Fund seeks to meet its investment objective generally by investing in component securities of the Bloomberg December 2031 Maturity Corporate Index (the “Underlying Index”). The Fund may also invest in U.S. government securities, short-term paper, cash and cash equivalents, including shares of money market funds advised by BFA or its affiliates.

The Fund is a term fund that will terminate on or about December 15, 2031, at which time it will distribute its remaining net assets to shareholders pursuant to a plan of liquidation. The Fund does not seek to return any predetermined amount at maturity or in periodic distributions. The Underlying Index is composed of U.S. dollar-denominated, taxable, investment-grade (as determined by Bloomberg Index Services Limited (the “Index Provider” or “Bloomberg”)) corporate bonds scheduled to mature between January 1, 2031 and December 15, 2031, inclusive. As of October 31, 2025, a significant portion of the Underlying Index is represented by securities of companies in the consumer goods and services industry or sector. The components of the Underlying Index are likely to change over time.

The Underlying Index consists of U.S. dollar-denominated, investment-grade securities publicly issued by U.S. and non-U.S. corporate issuers that have \$300 million or more of outstanding face value at the time of inclusion. The non-U.S. corporate issuers included in the Underlying Index consist primarily of corporate bonds issued by companies domiciled in developed countries. The Fund will invest in non-U.S. issuers to the extent necessary for it to track the Underlying Index. Each bond included in the Underlying Index must be registered with the SEC, have been exempt from registration at issuance, or have been offered pursuant to Rule 144A under the Securities Act of 1933, as amended (the “1933 Act”), with registration rights. Further, the securities in the Underlying Index must be denominated in U.S. dollars and have a fixed rate, although they can carry a coupon that steps-up or changes according to a predetermined schedule. In addition, to be included in the Underlying Index, securities that are rated by all three of the rating agencies named below must be rated “investment-grade” by at least two of the three rating agencies, which is defined as Baa3 or higher by Moody’s Investors Service, Inc. or BBB- or higher by S&P Global Ratings or Fitch Ratings, Inc. When ratings from only two of the three rating agencies are available, the lower rating is used to determine eligibility. Securities with a rating from only one of the three ratings agencies must be rated investment-grade in order to be included in the Underlying Index. In cases where ratings are not available, other sources may be used to classify securities by investment quality.

The Underlying Index is constructed with the following methodology. The parent index, the Bloomberg U.S. Corporate

Index (the “Parent Index”), representing U.S. dollar-denominated, taxable, investment-grade corporate bonds, is stripped of securities maturing outside of the maturity range described above. During the final two years of the Underlying Index, bonds that mature in 2031, but had not been eligible for inclusion in the Parent Index due to being within one year of maturity, will be eligible for inclusion in the Underlying Index until such bonds reach maturity. Securities are then market-cap weighted within the Underlying Index, with a 3% cap typically imposed on any one issuer, and a *pro rata* distribution of any excess weight across the remaining issuers in the Underlying Index. In the event a 3% cap is not possible due to lack of issuers, the cap will be increased in 0.50% increments until the Underlying Index can be calculated.

The securities in the Underlying Index are updated on the last calendar day of each month until June 30, 2031. The last rebalance date will be on June 30, 2031. During this final six month period, the Underlying Index will no longer be updated or rebalanced, except to remove securities which are downgraded to below investment-grade per the eligibility criteria described above. Additionally, during this period, existing bond weights will be allowed to float based on changes in market value.

When a bond that is included in the Underlying Index matures, its maturity value will be represented in the Underlying Index by cash throughout the remaining life of the Underlying Index.

The Fund is a series of the iShares iBonds fixed maturity series of bond ETFs sponsored by BlackRock, Inc. (“BlackRock”). The Fund does not invest in U.S. savings bonds or other U.S. government bonds (except to the extent the Fund holds cash equivalent instruments consistent with its investment objective) and is not designed to provide protection against inflation.

BFA uses an indexing approach to try to achieve the Fund’s investment objective. The Fund does not try to “beat” the index it tracks and does not seek temporary defensive positions when markets decline or appear overvalued.

Indexing may eliminate the chance that the Fund will substantially outperform the Underlying Index but also may reduce some of the risks of active management, such as poor security selection. Indexing seeks to achieve lower costs and better after-tax performance by aiming to keep portfolio turnover low in comparison to actively managed investment companies.

BFA uses a representative sampling indexing strategy to manage the Fund. “Representative sampling” is an indexing strategy that involves investing in a representative sample of securities or other instruments that collectively has an investment profile similar to that of an applicable underlying index. The instruments selected are expected to have, in the aggregate, investment characteristics (based on factors such as market value and industry weightings), fundamental characteristics (such as return variability, duration (*i.e.*, an instrument’s price sensitivity to a change in interest rates), maturity or credit ratings and yield) and liquidity measures similar to those of an applicable underlying index. The Fund may or may not hold all of the components of the Underlying Index.

The Fund will invest at least 80% of its assets in the component instruments of the Underlying Index, and (except during the last twelve months of the Fund’s operations) the Fund will invest at least 90% of its assets in fixed income securities of the types included in the Underlying Index that BFA believes will help the

Fund track the Underlying Index. The Fund will invest no more than 10% of its assets in futures, options and swaps contracts that BFA believes will help the Fund track the Underlying Index as well as in fixed income securities other than the types included in the Underlying Index, but which BFA believes will help the Fund track the Underlying Index. Cash and cash equivalent investments associated with a derivative position will be treated as part of that position for the purposes of calculating the percentage of investments included in the Underlying Index.

In the last six months of operation, as the bonds held by the Fund mature, the proceeds may not be reinvested by the Fund in bonds but instead will be held in cash and cash equivalents. By fifteen days prior to maturity, the Underlying Index is expected to consist almost entirely of cash and cash equivalents. On or around this date, the Fund will wind up and terminate. After appropriate provision is made for any Fund liabilities, its net assets will be distributed to then-current shareholders pursuant to a plan of liquidation. The Fund's termination was approved by a majority of the Trust's Board of Trustees (the "Board") and does not require additional approval by Fund shareholders. The Board may extend the termination date if a majority of the Board determines the extension to be in the best interest of the Fund.

The Fund seeks to track the investment results of the Underlying Index before fees and expenses of the Fund. To the extent that the Fund invests in money market or similar funds, it will incur the fees and expenses of such funds.

The Fund should not be confused with a target date fund, which has assets that are managed according to a particular investment strategy that converts fund assets to conservative investments over time.

The Fund may lend securities representing up to one-third of the value of the Fund's total assets (including the value of any collateral received).

The Underlying Index is sponsored by Bloomberg, which is independent of the Fund and BFA. The Index Provider determines the composition and relative weightings of the components of the Underlying Index and publishes information regarding the market value of the Underlying Index.

Industry Concentration Policy. The Fund will concentrate its investments (*i.e.*, hold 25% or more of its total assets) in a particular industry or group of industries to approximately the same extent that the Underlying Index is concentrated. For purposes of this limitation, securities of the U.S. government (including its agencies and instrumentalities), repurchase agreements collateralized by U.S. government securities, and securities of state or municipal governments and their political subdivisions are not considered to be issued by members of any industry.

Summary of Principal Risks

As with any investment, you could lose all or part of your investment in the Fund, and the Fund's performance could trail that of other investments. The Fund is subject to certain risks, including the principal risks noted below, any of which may adversely affect the Fund's net asset value per share ("NAV"), trading price, yield, total return and ability to meet its investment objective. Certain key risks are prioritized below (with others

following in alphabetical order), but the relative significance of any risk is difficult to predict and may change over time. You should review each risk factor carefully.

Credit Risk. Credit risk is the risk that an issuer, guarantor or liquidity provider of a fixed-income security may be unable or unwilling, or may be perceived as unable or unwilling, to make timely principal and/or interest payments or to otherwise honor its obligations. The credit rating assigned to a security or its issuer does not necessarily reflect the issuer's current financial condition or an investment's volatility or liquidity. An actual or perceived decline in an issuer's creditworthiness may result in a decrease in the value and liquidity of its securities as well as greater price volatility, which may make it difficult to sell the securities. The Fund may be adversely affected if an investment that it holds experiences a downgrade or a default.

Interest Rate Risk. Interest rate risk refers to the risk of fluctuations in the value of a fixed-income security due to changes in the general level of interest rates. Interest rate changes can be sudden and unpredictable and are influenced by a number of factors, including government policy, monetary policy, inflation expectations, perceptions of risk, and supply and demand for fixed-income securities. An increase in interest rates generally will cause the value of fixed-income securities to decline. Securities with longer maturities generally are more sensitive to interest rate changes and subject to greater fluctuations in value. Changes in interest rates may have unpredictable effects on fixed-income markets and result in heightened volatility and lower liquidity for certain instruments, which may adversely affect a Fund's performance. During periods of very low or negative interest rates, a Fund may be unable to maintain positive returns or pay dividends to shareholders.

Market Risk. The Fund could lose money over short periods due to short-term market movements and over longer periods during more prolonged market downturns. Local, regional or global events such as war, acts of terrorism, pandemics or other public health issues, recessions, the prospect or occurrence of a sovereign default or other financial crisis, or other events could have a significant impact on the Fund and its investments and could result in increased premiums or discounts to the Fund's NAV.

Index-Related Risk. The Index Provider may rely on various sources of information to assess the criteria of components of the Underlying Index, including information that may be based on assumptions and estimates. Neither the Fund nor BFA can offer assurances that the Index Provider's methodology or sources of information will provide an accurate assessment of included components or will result in the Fund meeting its investment objective. Errors in index data, index computations or the construction of the Underlying Index in accordance with its methodology may occur, and the Index Provider may not identify or correct them promptly or at all, which may have an adverse impact on the Fund and its shareholders. Unusual market conditions or other unforeseen circumstances (such as natural disasters, political unrest or war) may impact the Index Provider or a third-party data provider and could cause the Index Provider to postpone a scheduled rebalance. This could cause the Underlying Index to vary from its normal or expected composition.

Asset Class Risk. The securities and other assets in the Underlying Index or in the Fund's portfolio may underperform in comparison to financial markets generally, a particular financial market, another index, or other asset classes.

Authorized Participant Concentration Risk. An "Authorized Participant" is a member or participant of a clearing agency registered with the SEC, which has a written agreement with the Fund or one of its service providers that allows the Authorized Participant to place orders for the purchase and redemption of creation units ("Creation Units"). Only an Authorized Participant may engage in creation or redemption transactions directly with the Fund. There are a limited number of institutions that may act as Authorized Participants for the Fund, including on an agency basis on behalf of other market participants. No Authorized Participant is obligated to engage in creation or redemption transactions. To the extent that Authorized Participants exit the business or do not place creation or redemption orders for the Fund and no other Authorized Participant places orders, Fund shares are more likely to trade at a premium or discount to NAV and possibly face trading halts or delisting.

Call Risk. During periods of falling interest rates, an issuer of a callable debt obligation held by the Fund may "call" or repay the debt obligation before its stated maturity, and the Fund may have to reinvest the proceeds in instruments with lower yields, which would result in a decline in the Fund's income, or in instruments with greater risks or with other less favorable features.

Concentration Risk. The Fund may be susceptible to an increased risk of loss, including losses due to adverse events that affect the Fund's investments more than the market as a whole, to the extent that the Fund's investments are concentrated in the securities or other assets of one or more issuers, countries or other geographic units, markets, industries, project types, or asset classes.

Consumer Goods and Services Companies Risk. Consumer goods and services companies face risks related to changes in consumer preferences and disposable income, commodity prices, government regulation, supply chain disruptions, damage to brand or reputation, economic slowdown and labor shortages, among other things.

Declining Yield Risk. In the months leading up to the Fund's planned termination date, the Fund's yield may move toward prevailing money market rates and may be lower than the yields of the bonds previously held by the Fund and lower than prevailing yields for bonds in the market.

Fluctuation of Yield and Liquidation Amount Risk. The Fund, unlike a direct investment in a bond that has a level coupon payment and a fixed payment at maturity, will make distributions of income that vary over time. It is expected that an investment in the Fund, if held through maturity, will produce aggregate returns comparable to a direct investment in a group of bonds of similar credit quality and maturity. Unlike a direct investment in bonds, the breakdown of returns between Fund distributions and liquidation proceeds are not predictable at the time of your investment. For example, at times during the Fund's existence it may make distributions at a greater (or lesser) rate than the coupon payments received on the Fund's portfolio, which would result in the Fund returning a lesser (or greater) amount on

liquidation than would otherwise be the case. The rate of Fund distribution payments may adversely affect the tax characterization of your returns from an investment in the Fund relative to a direct investment in bonds. If the amount you receive as liquidation proceeds upon the Fund's termination is higher or lower than your cost basis, you may experience a gain or loss for tax purposes.

Income Risk. The Fund's income may decline due to falling interest rates or other factors. This can occur because the Fund may be required to invest in lower-yielding bonds when a bond in the Fund's portfolio matures, is near maturity, is called or is prepaid, when bonds in the Underlying Index are substituted, or when the Fund otherwise needs to purchase additional bonds. The Index Provider's substitution of bonds in the Underlying Index may occur, for example, when the time to maturity for the bond no longer matches the Underlying Index's stated maturity guidelines.

Issuer Risk. The performance of the Fund depends on the performance of individual securities or other assets to which the Fund has exposure. The value of securities or other assets may decline, or perform differently from the market as a whole, due to changes in the financial condition or credit rating of the issuer or counterparty.

Management Risk. The Fund generally does not attempt to take defensive positions under any market conditions, including declining markets. As the Fund will not fully replicate the Underlying Index and may hold securities or other assets not included in the Underlying Index, it is subject to the risk that the investment strategy of BFA may not produce the intended results. There is no guarantee that the Fund's investment results will have a high degree of correlation to those of the Underlying Index or that the Fund will achieve its investment objective.

Market Trading Risk. The Fund faces numerous market trading risks, including the potential lack of an active market for Fund shares (including through a trading halt), losses from trading in secondary markets, periods of high volatility, and disruptions in the process of creating and redeeming Fund shares. Any of these factors, among others, may lead to the Fund's shares trading in the secondary market at a premium or discount to NAV or to the intraday value of the Fund's portfolio holdings. If you buy Fund shares at a time when the market price is at a premium to NAV or sell Fund shares at a time when the market price is at a discount to NAV, you may pay significantly more or receive significantly less than the underlying value of the Fund shares.

Operational and Technology Risks. The Fund is directly and indirectly susceptible to operational and technology risks, including those related to human errors, processing errors, communication errors, systems failures, cybersecurity incidents, and the use of artificial intelligence and machine learning ("AI"), which may result in losses for the Fund and its shareholders or may impair the Fund's operations. While the Fund's service providers are required to have appropriate operational, information security and cybersecurity risk management policies and procedures, their methods of risk management may differ from those of the Fund. Operational and technology risks for the issuers in which the Fund invests could also result in material adverse consequences for such issuers and may cause the Fund's investments in such issuers to lose value.

Reinvestment Risk. The Fund may invest a portion of its assets in short-term fixed-income instruments and, as a result, may be adversely affected if interest rates fall because it may have to invest in lower-yielding instruments as bonds in the Fund's portfolio mature.

Risk of Investing in China. Investments in Chinese securities, including certain Hong Kong-listed and U.S.-listed securities, are subject to risks specific to China. China may be subject to considerable degrees of economic, political and social instability. Despite economic and market reforms in recent decades, the Chinese government's control over certain sectors and enterprises and significant regulation of investment and industry are still pervasive. Chinese companies are subject to the risk that Chinese authorities can intervene in their operations and structure. Chinese markets generally continue to experience inefficiency, a lack of publicly available information and/or political and social instability and may be subject to volatility and pricing anomalies resulting from governmental influence. Internal social unrest or confrontations with other countries, including military conflicts in response to such events, may disrupt China's economy and markets and result in a greater risk of currency fluctuations, currency non-convertibility, interest rate fluctuations and higher inflation.

China has experienced security concerns, such as terrorism and strained international relations. Additionally, China is alleged to have participated in state-sponsored cyberattacks against foreign companies and foreign governments. Actual and threatened responses to such activity and strained international relations, including purchasing restrictions, sanctions, export controls, tariffs or cyberattacks on the Chinese government or Chinese companies, may impact China's economy and Chinese issuers in which the Fund invests. Incidents involving China's or the region's security may adversely affect the Chinese economy and markets and the Fund's investments.

The Chinese economy is highly reliant on trade. A reduction in spending on Chinese products and services, supply chain diversification, the institution of additional tariffs or other trade barriers (including as a result of heightened trade tensions or a trade war between China and the U.S. or in response to actual or alleged Chinese cyber activity) or a downturn in any of the economies of China's key trading partners may have an adverse impact on the Chinese economy. The Underlying Index may include companies that are subject to economic or trade restrictions (but not investment restrictions) imposed by the U.S. or other governments due to national security, human rights or other concerns of such government. So long as these restrictions do not include restrictions on investments, the Fund is generally expected to invest in such companies, consistent with its objective to track the performance of the Underlying Index.

Chinese companies, including those listed on U.S. exchanges, are not subject to the same degree of regulatory requirements, accounting standards or auditor oversight as companies in more developed countries. As a result, information about the Chinese securities in which the Fund invests may be less reliable or complete. Chinese companies with securities listed on U.S. exchanges may be delisted if they do not meet U.S. accounting standards and auditor oversight requirements, or for other reasons, which would significantly decrease the liquidity and value

of the securities. There may be significant obstacles to obtaining information necessary for investigations into or litigation against Chinese companies, and shareholders may have limited legal remedies.

Many Chinese companies listed on U.S. exchanges use variable interest entities or "VIEs" in their structure as a result of foreign ownership restrictions. Any change in the operations of entities in a VIE structure, the status of VIE contractual arrangements or the legal or regulatory environment in China could result in significant, and possibly permanent and/or total, losses for investments in VIE issuers. The Fund does not select investments based on investor protection considerations.

Risk of Investing in the China Bond Market. The Fund invests directly in the domestic bond market in the People's Republic of China ("China" or the "PRC") (the "China Interbank Bond Market") through the Bond Connect trading channel. All bonds traded through Bond Connect are registered in the name of the PRC's Central Moneymarkets Unit ("CMU"), which holds such bonds as a nominee owner. The precise nature and rights of the Fund as the beneficial owner of bonds traded in the China Interbank Bond Market through CMU as nominee are relatively new and untested areas of PRC law, and the exact nature of the Fund's remedies and methods of enforcement of its rights and interests under PRC law are uncertain.

Market volatility and potential lack of liquidity due to low trading volume of certain bonds in the China Interbank Bond Market may result in the prices of certain bonds fluctuating significantly. Also, the systems used to trade through Bond Connect may not function as expected. Trading through Bond Connect is also subject to regulatory risks, including laws and regulations that are subject to change. There can be no assurance that Bond Connect or its features or systems will not be materially altered, suspended, discontinued or abolished. The Fund may be subject to additional taxation if certain tax exemptions under PRC tax regulations are withdrawn or amended. Any taxes arising from or to the Fund may be directly borne by, or indirectly passed on to, the Fund, which may substantially impact its NAV. Investing through Bond Connect subjects the Fund to currency risk, to the extent that currency rates used for Bond Connect are different than the rates used in the China Interbank Bond Market.

Risk of Investing in the U.S. Investing in U.S. issuers subjects the Fund to legal, regulatory, political, currency, security, and economic risks that are specific to the U.S. Certain changes in the U.S., such as a weakening of the U.S. economy or a decline in its financial markets, may have an adverse effect on U.S. issuers.

Securities Lending Risk. The Fund may engage in securities lending. Securities lending involves the risk that the Fund may lose money because the borrower of the loaned securities fails to return the securities in a timely manner or at all. The Fund could also lose money in the event of a decline in the value of collateral provided for loaned securities or a decline in the value of any investments made with cash collateral. These events could also trigger adverse tax consequences for the Fund.

Tracking Error Risk. The Fund may be subject to "tracking error," which is the divergence of the Fund's performance from that of the Underlying Index. Tracking error may occur due to a number of factors, including differences between the securities and other

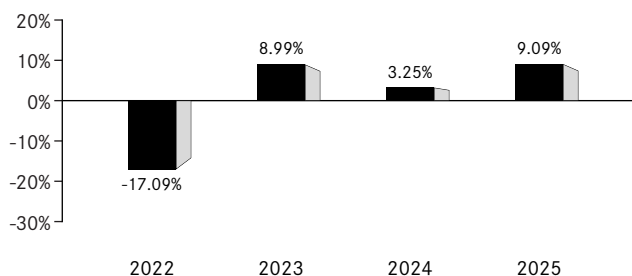
assets held in the Fund's portfolio and those included in the Underlying Index; differences in the timing and methodologies used to value securities and other assets; transaction costs and other expenses incurred by the Fund that the Underlying Index does not incur; the Fund's holding of uninvested cash; differences in the timing of the accrual or the valuation of dividends or interest received by the Fund or distributions paid to Fund shareholders; tax gains or losses; differences between the amount and/or timing of withholding taxes on dividends reflected in the Underlying Index from the Fund's obligation, if any, for foreign withholding taxes; the requirements for the Fund to maintain pass-through tax treatment; portfolio transactions carried out to minimize the distribution of capital gains to shareholders; the acceptance of custom baskets; changes to the Underlying Index; and impacts to the Fund of complying with certain regulatory requirements or limits. Tracking error risk may be heightened during times of increased market volatility or other unusual market conditions. A Fund that tracks an index with exposure to non-U.S. issuers may experience higher tracking error than ETFs that do not track such indexes.

Valuation Risk. The price that the Fund could receive upon the sale (or other disposition) of a security or other asset may differ from the Fund's valuation of the security or other asset, particularly for securities or other assets that trade in low volume or volatile markets or that are valued using a fair value methodology. The price received by the Fund also may differ from the value used by the Underlying Index. In addition, the value of the securities or other assets in the Fund's portfolio may change on days or during time periods when investors are not able to purchase or sell Fund shares. Authorized Participants that create or redeem Fund shares on days when the Fund is holding fair-valued securities or other assets may receive fewer or more shares, or lower or higher redemption proceeds, than they would have received had the securities or other assets not been fair valued or been valued using a different methodology. The ability to value investments may be impacted by technological issues or errors by pricing services or other third-party service providers.

Performance Information

The performance information below illustrates how the Fund's performance has varied over different periods and provides some indication of the risks of investing in the Fund. The bar chart shows how the performance of the Fund has varied from one calendar year to another over the periods shown. The table compares the Fund's performance to that of an appropriate broad-based securities market index and the Underlying Index. Returns assume the reinvestment of any dividends and distributions. The Fund's returns reflect the impact of any agreements to waive or reimburse expenses, which would reduce performance if not in effect. Past performance (before and after taxes) does not necessarily indicate how the Fund will perform in the future. Updated performance information, including the Fund's current NAV, may be obtained by visiting www.iShares.com or by calling 1-800-iShares (1-800-474-2737) (toll free).

Calendar Year-by-Year Returns



	<u>Return (%)</u>	<u>Period Ended</u>
During the periods shown in the chart:		
Best Quarter	8.69%	December 31, 2023
Worst Quarter	-8.14%	March 31, 2022

Average Annual Total Returns (for the periods ended December 31, 2025)

	<u>One Year</u>	<u>Since Fund Inception</u>
(Inception Date: 6/22/2021)		
Return Before Taxes	9.09%	0.50%
Return After Taxes on Distributions	6.96%	-1.21%
Return After Taxes on Distributions and Sale of Fund Shares	5.34%	-0.38%
Bloomberg U.S. Universal Index (Returns do not reflect deductions for fees, expenses or taxes)	7.58%	0.36%
Bloomberg December 2031 Maturity Corporate Index (Returns do not reflect deductions for fees, expenses or taxes)	9.29%	0.55%

After-tax returns in the table above are calculated using the historical highest individual U.S. federal marginal income tax rates and do not reflect the impact of state or local taxes. Actual after-tax returns depend on an investor's tax situation and may differ from those shown, and after-tax returns shown are not relevant to tax-exempt investors or investors who hold shares through tax-deferred arrangements, such as 401(k) plans or individual retirement accounts ("IRAs"). Fund returns after taxes on distributions and sales of Fund shares are calculated assuming that an investor has sufficient capital gains of the same character from other investments to offset any capital losses from the sales of Fund shares. As a result, Fund returns after taxes on distributions and sales of Fund shares may exceed Fund returns before taxes and/or returns after taxes on distributions.

Management

Investment Adviser. BlackRock Fund Advisors.

Portfolio Managers. Jonathan Graves, James Mauro and Marcus Tom (the “Portfolio Managers”) are primarily responsible for the day-to-day management of the Fund. Each Portfolio Manager supervises a portfolio management team. Mr. Graves, Mr. Mauro and Mr. Tom have been Portfolio Managers of the Fund since 2025, 2021 and 2025, respectively.

Purchase and Sale of Fund Shares

The Fund is an ETF. Individual shares of the Fund may only be bought and sold in the secondary market through a broker-dealer. Because ETF shares trade at market prices rather than at NAV, shares may trade at a price greater than NAV (a premium) or less than NAV (a discount). An investor may incur costs attributable to the difference between the highest price a buyer is willing to pay to purchase shares of the Fund (bid) and the lowest price a seller is willing to accept for shares of the Fund (ask) when buying or selling shares in the secondary market (the “bid-ask spread”).

Tax Information

The Fund intends to make distributions that may be taxable to you as ordinary income or capital gains, unless you are investing through a tax-deferred arrangement such as a 401(k) plan or an IRA, in which case, your distributions generally will be taxed when withdrawn.

Payments to Broker-Dealers and Other Financial Intermediaries

If you purchase shares of the Fund through a broker-dealer or other financial intermediary (such as a bank), BFA or other related companies may pay the intermediary for marketing activities and presentations, educational training programs, conferences, the development of technology platforms and reporting systems or other services related to the sale or promotion of the Fund. These payments may create a conflict of interest by influencing the broker-dealer or other intermediary and your salesperson to recommend the Fund over another investment. Ask your salesperson or visit your financial intermediary’s website for more information.

iSHARES[®] iBONDS[®] DEC 2032 TERM CORPORATE ETF

Ticker: IBDX

Stock Exchange: NYSE ARCA

Investment Objective

The iShares iBonds Dec 2032 Term Corporate ETF (the “Fund”) seeks to track the investment results of an index composed of U.S. dollar-denominated, investment-grade corporate bonds maturing in 2032.

Fees and Expenses

The following table describes the fees and expenses that you will incur if you buy, hold and sell shares of the Fund. Amounts in the table are rounded to the nearest basis point, which in some cases may be “0.00.” The investment advisory agreement between iShares Trust (the “Trust”) and BlackRock Fund Advisors (“BFA”) (the “Investment Advisory Agreement”) provides that BFA will pay all operating expenses of the Fund, except: (i) the management fees, (ii) interest expenses, (iii) taxes, (iv) expenses incurred with respect to the acquisition and disposition of portfolio securities and the execution of portfolio transactions, including brokerage commissions, (v) distribution fees or expenses, and (vi) litigation expenses and any extraordinary expenses.

The Fund may incur “Acquired Fund Fees and Expenses.” Acquired Fund Fees and Expenses reflect the Fund’s *pro rata* share of the fees and expenses incurred indirectly by the Fund as a result of investing in other investment companies. The impact of Acquired Fund Fees and Expenses is included in the Fund’s total return but is not included in the Fund’s ratio of expenses to average net assets. Both figures are shown in the *Financial Highlights* section of the Fund’s prospectus (the “Prospectus”). BFA, the investment adviser to the Fund, has contractually agreed to waive a portion of its management fees in an amount equal to the Acquired Fund Fees and Expenses, if any, attributable to investments by the Fund in other funds advised by BFA or its affiliates through the termination date of the Fund, on or about December 15, 2032. The contractual waiver may be terminated prior to the Fund’s termination only upon the written agreement of the Trust and BFA.

You may pay other fees, such as brokerage commissions and other fees to financial intermediaries, which are not reflected in the tables and examples below.

Annual Fund Operating Expenses (ongoing expenses that you pay each year as a percentage of the value of your investments)						
Management Fees	Distribution and Service (12b-1) Fees	Other Expenses	Acquired Fund Fees and Expenses	Total Annual Fund Operating Expenses	Fee Waiver and/or Expense Reimbursement	Total Annual Fund Operating Expenses After Fee Waiver and/or Expense Reimbursement
0.10%	None	0.00%	0.00%	0.10%	(0.00)%	0.10%

¹ Operating expenses paid by BFA under the Investment Advisory Agreement exclude Acquired Fund Fees and Expenses, if any.

Example. This Example is intended to help you compare the cost of owning shares of the Fund with the cost of investing in other funds. The Example assumes that you invest \$10,000 in the Fund for the time periods indicated and then sell all of your shares at the end of those periods. Fund expenses (and any applicable waivers) are calculated only through December 15, 2032 because the Fund is scheduled to cease operations and liquidate by that date. The Example also assumes that your investment has a 5% return each year and that the Fund’s operating expenses remain the same. Although your actual costs may be higher or lower, based on these assumptions, your costs would be:

1 Year	3 Years	5 Years	Maturity
\$10	\$32	\$56	\$80

Portfolio Turnover. The Fund may pay transaction costs, such as commissions, when it buys and sells securities (or “turns over” its portfolio). A higher portfolio turnover rate may indicate higher transaction costs and may result in higher taxes when Fund shares are held in a taxable account. These costs, which are not reflected in the Annual Fund Operating Expenses or in the Example, affect the Fund’s performance. During the most recent fiscal year, the Fund’s portfolio turnover rate was 10% of the average value of its portfolio.

Principal Investment Strategies

The Fund seeks to meet its investment objective generally by investing in component securities of the Bloomberg December 2032 Maturity Corporate Index (the “Underlying Index”). The Fund may also invest in U.S. government securities, short-term paper, cash and cash equivalents, including shares of money market funds advised by BFA or its affiliates. The Fund is a term fund that will terminate on or about December 15, 2032, at which time it will distribute its remaining net assets to shareholders pursuant to a plan of liquidation. The Fund does not seek to return any predetermined amount at maturity or in periodic distributions. The Underlying Index is composed of U.S. dollar-denominated, taxable, investment-grade (as determined by Bloomberg Index Services Limited (the “Index Provider” or “Bloomberg”)) corporate bonds scheduled to mature between January 1, 2032 and December 15, 2032, inclusive. As of October 31, 2025, a significant portion of the Underlying Index is represented by securities of companies in the consumer goods and services, financial services and technology industries or sectors. The components of the Underlying Index are likely to change over time.

The Underlying Index consists of U.S. dollar-denominated, investment-grade securities publicly issued by U.S. and non-U.S. corporate issuers that have \$300 million or more of outstanding face value at the time of inclusion. The non-U.S. corporate issuers included in the Underlying Index consist primarily of corporate bonds issued by companies domiciled in developed countries. The Fund will invest in non-U.S. issuers to the extent necessary for it to track the Underlying Index. Each bond included in the Underlying Index must be registered with the SEC, have been exempt from registration at issuance, or have been offered pursuant to Rule 144A under the Securities Act of 1933, as amended (the “1933 Act”), with registration rights. Further, the securities in the Underlying Index must be denominated in U.S. dollars and have a fixed rate, although they can carry a coupon that steps-up or changes according to a predetermined schedule. In addition, to be included in the Underlying Index, securities that are rated by all three of the rating agencies named below must be rated “investment-grade” by at least two of the three rating agencies, which is defined as Baa3 or higher by Moody’s Investors Service, Inc. or BBB- or higher by S&P Global Ratings or Fitch Ratings, Inc. When ratings from only two of the three rating agencies are available, the lower rating is used to determine eligibility. Securities with a rating from only one of the three ratings agencies must be rated investment-grade in order to be included in the Underlying Index. In cases where ratings are not available, other sources may be used to classify securities by investment quality.

The Underlying Index is constructed with the following methodology. The parent index, the Bloomberg U.S. Corporate Index (the “Parent Index”), representing U.S. dollar-denominated, taxable, investment-grade corporate bonds, is stripped of securities maturing outside of the maturity range described above. During the final two years of the Underlying Index, bonds that mature in 2032, but had not been eligible for inclusion in the Parent Index due to being within one year of maturity, will be eligible for inclusion in the Underlying Index until such bonds reach maturity. Securities are then market-cap weighted within the Underlying Index, with a 3% cap typically imposed on any one issuer, and a *pro rata* distribution of any excess weight across the remaining issuers in the Underlying Index. In the event a 3% cap is not possible due to lack of issuers, the cap will be increased in 0.50% increments until the Underlying Index can be calculated.

The securities in the Underlying Index are updated on the last calendar day of each month until June 30, 2032. The last rebalance date will be on June 30, 2032. During this final six month period, the Underlying Index will no longer be updated or rebalanced, except to remove securities which are downgraded to below investment-grade per the eligibility criteria described above. Additionally, during this period, existing bond weights will be allowed to float based on changes in market value. When a bond that is included in the Underlying Index matures, its maturity value will be represented in the Underlying Index by cash throughout the remaining life of the Underlying Index.

The Fund is a series of the iShares iBonds fixed maturity series of bond ETFs sponsored by BlackRock, Inc. (“BlackRock”). The Fund does not invest in U.S. savings bonds or other U.S. government bonds (except to the extent the Fund holds cash equivalent instruments consistent with its investment objective) and is not designed to provide protection against inflation.

BFA uses an indexing approach to try to achieve the Fund’s investment objective. The Fund does not try to “beat” the index it tracks and does not seek temporary defensive positions when markets decline or appear overvalued.

Indexing may eliminate the chance that the Fund will substantially outperform the Underlying Index but also may reduce some of the risks of active management, such as poor security selection. Indexing seeks to achieve lower costs and better after-tax performance by aiming to keep portfolio turnover low in comparison to actively managed investment companies.

BFA uses a representative sampling indexing strategy to manage the Fund. “Representative sampling” is an indexing strategy that involves investing in a representative sample of securities or other instruments that collectively has an investment profile similar to that of an applicable underlying index. The instruments selected are expected to have, in the aggregate, investment characteristics (based on factors such as market value and industry weightings), fundamental characteristics (such as return variability, duration (*i.e.*, an instrument’s price sensitivity to a change in interest rates), maturity or credit ratings and yield) and liquidity measures similar to those of an applicable underlying index. The Fund may or may not hold all of the components of the Underlying Index.

The Fund will invest at least 80% of its assets in the component instruments of the Underlying Index, and (except during the last twelve months of the Fund’s operations) the Fund will invest at

least 90% of its assets in fixed income securities of the types included in the Underlying Index that BFA believes will help the Fund track the Underlying Index. The Fund will invest no more than 10% of its assets in futures, options and swaps contracts that BFA believes will help the Fund track the Underlying Index as well as in fixed income securities other than the types included in the Underlying Index, but which BFA believes will help the Fund track the Underlying Index. Cash and cash equivalent investments associated with a derivative position will be treated as part of that position for the purposes of calculating the percentage of investments included in the Underlying Index.

In the last six months of operation, as the bonds held by the Fund mature, the proceeds may not be reinvested by the Fund in bonds but instead will be held in cash and cash equivalents. By fifteen days prior to maturity, the Underlying Index is expected to consist almost entirely of cash and cash equivalents. On or around this date, the Fund will wind up and terminate. After appropriate provision is made for any Fund liabilities, its net assets will be distributed to then-current shareholders pursuant to a plan of liquidation. The Fund's termination was approved by a majority of the Trust's Board of Trustees (the "Board") and does not require additional approval by Fund shareholders. The Board may extend the termination date if a majority of the Board determines the extension to be in the best interest of the Fund.

The Fund seeks to track the investment results of the Underlying Index before fees and expenses of the Fund. To the extent that the Fund invests in money market or similar funds, it will incur the fees and expenses of such funds.

The Fund should not be confused with a target date fund, which has assets that are managed according to a particular investment strategy that converts fund assets to conservative investments over time.

The Fund may lend securities representing up to one-third of the value of the Fund's total assets (including the value of any collateral received).

The Underlying Index is sponsored by Bloomberg, which is independent of the Fund and BFA. The Index Provider determines the composition and relative weightings of the components of the Underlying Index and publishes information regarding the market value of the Underlying Index.

Industry Concentration Policy. The Fund will concentrate its investments (*i.e.*, hold 25% or more of its total assets) in a particular industry or group of industries to approximately the same extent that the Underlying Index is concentrated. For purposes of this limitation, securities of the U.S. government (including its agencies and instrumentalities), repurchase agreements collateralized by U.S. government securities, and securities of state or municipal governments and their political subdivisions are not considered to be issued by members of any industry.

Summary of Principal Risks

As with any investment, you could lose all or part of your investment in the Fund, and the Fund's performance could trail that of other investments. The Fund is subject to certain risks, including the principal risks noted below, any of which may adversely affect the Fund's net asset value per share ("NAV"),

trading price, yield, total return and ability to meet its investment objective. Certain key risks are prioritized below (with others following in alphabetical order), but the relative significance of any risk is difficult to predict and may change over time. You should review each risk factor carefully.

Credit Risk. Credit risk is the risk that an issuer, guarantor or liquidity provider of a fixed-income security may be unable or unwilling, or may be perceived as unable or unwilling, to make timely principal and/or interest payments or to otherwise honor its obligations. The credit rating assigned to a security or its issuer does not necessarily reflect the issuer's current financial condition or an investment's volatility or liquidity. An actual or perceived decline in an issuer's creditworthiness may result in a decrease in the value and liquidity of its securities as well as greater price volatility, which may make it difficult to sell the securities. The Fund may be adversely affected if an investment that it holds experiences a downgrade or a default.

Interest Rate Risk. Interest rate risk refers to the risk of fluctuations in the value of a fixed-income security due to changes in the general level of interest rates. Interest rate changes can be sudden and unpredictable and are influenced by a number of factors, including government policy, monetary policy, inflation expectations, perceptions of risk, and supply and demand for fixed-income securities. An increase in interest rates generally will cause the value of fixed-income securities to decline. Securities with longer maturities generally are more sensitive to interest rate changes and subject to greater fluctuations in value. Changes in interest rates may have unpredictable effects on fixed-income markets and result in heightened volatility and lower liquidity for certain instruments, which may adversely affect a Fund's performance. During periods of very low or negative interest rates, a Fund may be unable to maintain positive returns or pay dividends to shareholders.

Market Risk. The Fund could lose money over short periods due to short-term market movements and over longer periods during more prolonged market downturns. Local, regional or global events such as war, acts of terrorism, pandemics or other public health issues, recessions, the prospect or occurrence of a sovereign default or other financial crisis, or other events could have a significant impact on the Fund and its investments and could result in increased premiums or discounts to the Fund's NAV.

Index-Related Risk. The Index Provider may rely on various sources of information to assess the criteria of components of the Underlying Index, including information that may be based on assumptions and estimates. Neither the Fund nor BFA can offer assurances that the Index Provider's methodology or sources of information will provide an accurate assessment of included components or will result in the Fund meeting its investment objective. Errors in index data, index computations or the construction of the Underlying Index in accordance with its methodology may occur, and the Index Provider may not identify or correct them promptly or at all, which may have an adverse impact on the Fund and its shareholders. Unusual market conditions or other unforeseen circumstances (such as natural disasters, political unrest or war) may impact the Index Provider or a third-party data provider and could cause the Index Provider

to postpone a scheduled rebalance. This could cause the Underlying Index to vary from its normal or expected composition.

Asset Class Risk. The securities and other assets in the Underlying Index or in the Fund's portfolio may underperform in comparison to financial markets generally, a particular financial market, another index, or other asset classes.

Authorized Participant Concentration Risk. An "Authorized Participant" is a member or participant of a clearing agency registered with the SEC, which has a written agreement with the Fund or one of its service providers that allows the Authorized Participant to place orders for the purchase and redemption of creation units ("Creation Units"). Only an Authorized Participant may engage in creation or redemption transactions directly with the Fund. There are a limited number of institutions that may act as Authorized Participants for the Fund, including on an agency basis on behalf of other market participants. No Authorized Participant is obligated to engage in creation or redemption transactions. To the extent that Authorized Participants exit the business or do not place creation or redemption orders for the Fund and no other Authorized Participant places orders, Fund shares are more likely to trade at a premium or discount to NAV and possibly face trading halts or delisting.

Call Risk. During periods of falling interest rates, an issuer of a callable debt obligation held by the Fund may "call" or repay the debt obligation before its stated maturity, and the Fund may have to reinvest the proceeds in instruments with lower yields, which would result in a decline in the Fund's income, or in instruments with greater risks or with other less favorable features.

Concentration Risk. The Fund may be susceptible to an increased risk of loss, including losses due to adverse events that affect the Fund's investments more than the market as a whole, to the extent that the Fund's investments are concentrated in the securities or other assets of one or more issuers, countries or other geographic units, markets, industries, project types, or asset classes.

Consumer Goods and Services Companies Risk. Consumer goods and services companies face risks related to changes in consumer preferences and disposable income, commodity prices, government regulation, supply chain disruptions, damage to brand or reputation, economic slowdown and labor shortages, among other things.

Declining Yield Risk. In the months leading up to the Fund's planned termination date, the Fund's yield may move toward prevailing money market rates and may be lower than the yields of the bonds previously held by the Fund and lower than prevailing yields for bonds in the market.

Financial Companies Risk. Financial services companies are subject to extensive governmental regulation and intervention, which may adversely affect their profitability, the scope of their activities, the prices they can charge, the amount of capital and liquid assets they must maintain and their size, among other things. Financial services companies also may be significantly affected by, among other things, interest rates, economic conditions, volatility in financial markets, credit rating downgrades, adverse public perception, exposure concentration and counterparty risk.

Fluctuation of Yield and Liquidation Amount Risk. The Fund, unlike a direct investment in a bond that has a level coupon payment and a fixed payment at maturity, will make distributions of income that vary over time. It is expected that an investment in the Fund, if held through maturity, will produce aggregate returns comparable to a direct investment in a group of bonds of similar credit quality and maturity. Unlike a direct investment in bonds, the breakdown of returns between Fund distributions and liquidation proceeds are not predictable at the time of your investment. For example, at times during the Fund's existence it may make distributions at a greater (or lesser) rate than the coupon payments received on the Fund's portfolio, which would result in the Fund returning a lesser (or greater) amount on liquidation than would otherwise be the case. The rate of Fund distribution payments may adversely affect the tax characterization of your returns from an investment in the Fund relative to a direct investment in bonds. If the amount you receive as liquidation proceeds upon the Fund's termination is higher or lower than your cost basis, you may experience a gain or loss for tax purposes.

Income Risk. The Fund's income may decline due to falling interest rates or other factors. This can occur because the Fund may be required to invest in lower-yielding bonds when a bond in the Fund's portfolio matures, is near maturity, is called or is prepaid, when bonds in the Underlying Index are substituted, or when the Fund otherwise needs to purchase additional bonds. The Index Provider's substitution of bonds in the Underlying Index may occur, for example, when the time to maturity for the bond no longer matches the Underlying Index's stated maturity guidelines.

Issuer Risk. The performance of the Fund depends on the performance of individual securities or other assets to which the Fund has exposure. The value of securities or other assets may decline, or perform differently from the market as a whole, due to changes in the financial condition or credit rating of the issuer or counterparty.

Management Risk. The Fund generally does not attempt to take defensive positions under any market conditions, including declining markets. As the Fund will not fully replicate the Underlying Index and may hold securities or other assets not included in the Underlying Index, it is subject to the risk that the investment strategy of BFA may not produce the intended results. There is no guarantee that the Fund's investment results will have a high degree of correlation to those of the Underlying Index or that the Fund will achieve its investment objective.

Market Trading Risk. The Fund faces numerous market trading risks, including the potential lack of an active market for Fund shares (including through a trading halt), losses from trading in secondary markets, periods of high volatility, and disruptions in the process of creating and redeeming Fund shares. Any of these factors, among others, may lead to the Fund's shares trading in the secondary market at a premium or discount to NAV or to the intraday value of the Fund's portfolio holdings. If you buy Fund shares at a time when the market price is at a premium to NAV or sell Fund shares at a time when the market price is at a discount to NAV, you may pay significantly more or receive significantly less than the underlying value of the Fund shares.

Operational and Technology Risks. The Fund is directly and indirectly susceptible to operational and technology risks,

including those related to human errors, processing errors, communication errors, systems failures, cybersecurity incidents, and the use of artificial intelligence and machine learning (“AI”), which may result in losses for the Fund and its shareholders or may impair the Fund’s operations. While the Fund’s service providers are required to have appropriate operational, information security and cybersecurity risk management policies and procedures, their methods of risk management may differ from those of the Fund. Operational and technology risks for the issuers in which the Fund invests could also result in material adverse consequences for such issuers and may cause the Fund’s investments in such issuers to lose value.

Reinvestment Risk. The Fund may invest a portion of its assets in short-term fixed-income instruments and, as a result, may be adversely affected if interest rates fall because it may have to invest in lower-yielding instruments as bonds in the Fund’s portfolio mature.

Risk of Investing in the U.S. Investing in U.S. issuers subjects the Fund to legal, regulatory, political, currency, security, and economic risks that are specific to the U.S. Certain changes in the U.S., such as a weakening of the U.S. economy or a decline in its financial markets, may have an adverse effect on U.S. issuers.

Securities Lending Risk. The Fund may engage in securities lending. Securities lending involves the risk that the Fund may lose money because the borrower of the loaned securities fails to return the securities in a timely manner or at all. The Fund could also lose money in the event of a decline in the value of collateral provided for loaned securities or a decline in the value of any investments made with cash collateral. These events could also trigger adverse tax consequences for the Fund.

Technology Companies Risk. Technology companies and companies that rely heavily on technological advances may have limited product lines, markets, financial resources, supply chains and personnel. These companies typically face intense competition, potentially rapid product obsolescence and changes in product cycles and customer preferences. They may face unexpected risks and costs associated with technological developments, such as artificial intelligence and machine learning. Technology companies also depend heavily on intellectual property rights and may be adversely affected by the loss or impairment of those rights. Technology companies may face increased government scrutiny and may be subject to adverse government or legal action.

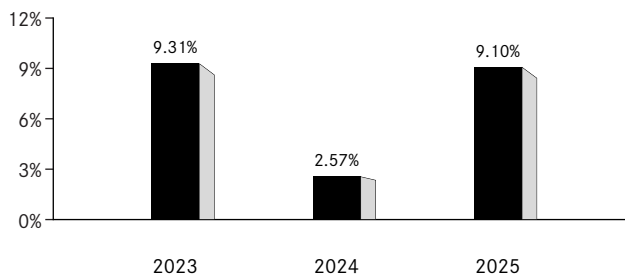
Tracking Error Risk. The Fund may be subject to “tracking error,” which is the divergence of the Fund’s performance from that of the Underlying Index. Tracking error may occur due to a number of factors, including differences between the securities and other assets held in the Fund’s portfolio and those included in the Underlying Index; differences in the timing and methodologies used to value securities and other assets; transaction costs and other expenses incurred by the Fund that the Underlying Index does not incur; the Fund’s holding of uninvested cash; differences in the timing of the accrual or the valuation of dividends or interest received by the Fund or distributions paid to Fund shareholders; tax gains or losses; differences between the amount and/or timing of withholding taxes on dividends reflected in the Underlying Index from the Fund’s obligation, if any, for foreign withholding taxes; the requirements for the Fund to maintain pass-through tax treatment; portfolio transactions carried out to minimize the distribution of capital gains to shareholders; the acceptance of custom baskets; changes to the Underlying Index; and impacts to the Fund of complying with certain regulatory requirements or limits. Tracking error risk may be heightened during times of increased market volatility or other unusual market conditions. A Fund that tracks an index with exposure to non-U.S. issuers may experience higher tracking error than ETFs that do not track such indexes.

Valuation Risk. The price that the Fund could receive upon the sale (or other disposition) of a security or other asset may differ from the Fund’s valuation of the security or other asset, particularly for securities or other assets that trade in low volume or volatile markets or that are valued using a fair value methodology. The price received by the Fund also may differ from the value used by the Underlying Index. In addition, the value of the securities or other assets in the Fund’s portfolio may change on days or during time periods when investors are not able to purchase or sell Fund shares. Authorized Participants that create or redeem Fund shares on days when the Fund is holding fair-valued securities or other assets may receive fewer or more shares, or lower or higher redemption proceeds, than they would have received had the securities or other assets not been fair valued or been valued using a different methodology. The ability to value investments may be impacted by technological issues or errors by pricing services or other third-party service providers.

Performance Information

The performance information below illustrates how the Fund's performance has varied over different periods and provides some indication of the risks of investing in the Fund. The bar chart shows how the performance of the Fund has varied from one calendar year to another over the periods shown. The table compares the Fund's performance to that of an appropriate broad-based securities market index and the Underlying Index. Returns assume the reinvestment of any dividends and distributions. The Fund's returns reflect the impact of any agreements to waive or reimburse expenses, which would reduce performance if not in effect. Past performance (before and after taxes) does not necessarily indicate how the Fund will perform in the future. Updated performance information, including the Fund's current NAV, may be obtained by visiting www.iShares.com or by calling 1-800-iShares (1-800-474-2737) (toll free).

Calendar Year-by-Year Returns



	<u>Return (%)</u>	<u>Period Ended</u>
During the periods shown in the chart:		
Best Quarter	9.09%	December 31, 2023
Worst Quarter	-3.37%	September 30, 2023

Average Annual Total Returns (for the periods ended December 31, 2025)

	<u>One Year</u>	<u>Since Fund Inception</u>
(Inception Date: 6/28/2022)		
Return Before Taxes	9.10%	5.58%
Return After Taxes on Distributions	6.96%	3.52%
Return After Taxes on Distributions and Sale of Fund Shares	5.34%	3.36%
Bloomberg U.S. Universal Index (Returns do not reflect deductions for fees, expenses or taxes)	7.58%	4.01%
Bloomberg December 2032 Maturity Corporate Index (Returns do not reflect deductions for fees, expenses or taxes)	9.05%	5.60%

After-tax returns in the table above are calculated using the historical highest individual U.S. federal marginal income tax rates and do not reflect the impact of state or local taxes. Actual after-tax returns depend on an investor's tax situation and may differ from those shown, and after-tax returns shown are not relevant to tax-exempt investors or investors who hold shares through tax-deferred arrangements, such as 401(k) plans or individual retirement accounts ("IRAs"). Fund returns after taxes on distributions and sales of Fund shares are calculated assuming that an investor has sufficient capital gains of the same character from other investments to offset any capital losses from the sales of Fund shares. As a result, Fund returns after taxes on distributions and sales of Fund shares may exceed Fund returns before taxes and/or returns after taxes on distributions.

Management

Investment Adviser. BlackRock Fund Advisors.

Portfolio Managers. Jonathan Graves, James Mauro and Marcus Tom (the “Portfolio Managers”) are primarily responsible for the day-to-day management of the Fund. Each Portfolio Manager supervises a portfolio management team. Mr. Graves, Mr. Mauro and Mr. Tom have been Portfolio Managers of the Fund since 2025, 2022 and 2025, respectively.

Purchase and Sale of Fund Shares

The Fund is an ETF. Individual shares of the Fund may only be bought and sold in the secondary market through a broker-dealer. Because ETF shares trade at market prices rather than at NAV, shares may trade at a price greater than NAV (a premium) or less than NAV (a discount). An investor may incur costs attributable to the difference between the highest price a buyer is willing to pay to purchase shares of the Fund (bid) and the lowest price a seller is willing to accept for shares of the Fund (ask) when buying or selling shares in the secondary market (the “bid-ask spread”).

Tax Information

The Fund intends to make distributions that may be taxable to you as ordinary income or capital gains, unless you are investing through a tax-deferred arrangement such as a 401(k) plan or an IRA, in which case, your distributions generally will be taxed when withdrawn.

Payments to Broker-Dealers and Other Financial Intermediaries

If you purchase shares of the Fund through a broker-dealer or other financial intermediary (such as a bank), BFA or other related companies may pay the intermediary for marketing activities and presentations, educational training programs, conferences, the development of technology platforms and reporting systems or other services related to the sale or promotion of the Fund. These payments may create a conflict of interest by influencing the broker-dealer or other intermediary and your salesperson to recommend the Fund over another investment. Ask your salesperson or visit your financial intermediary’s website for more information.

iSHARES[®] iBONDS[®] DEC 2033 TERM CORPORATE ETF

Ticker: IBDY

Stock Exchange: NYSE Arca

Investment Objective

The iShares iBonds Dec 2033 Term Corporate ETF (the “Fund”) seeks to track the investment results of an index composed of U.S. dollar-denominated, investment-grade corporate bonds maturing in 2033.

Fees and Expenses

The following table describes the fees and expenses that you will incur if you buy, hold and sell shares of the Fund. Amounts in the table are rounded to the nearest basis point, which in some cases may be “0.00.” The investment advisory agreement between iShares Trust (the “Trust”) and BlackRock Fund Advisors (“BFA”) (the “Investment Advisory Agreement”) provides that BFA will pay all operating expenses of the Fund, except: (i) the management fees, (ii) interest expenses, (iii) taxes, (iv) expenses incurred with respect to the acquisition and disposition of portfolio securities and the execution of portfolio transactions, including brokerage commissions, (v) distribution fees or expenses, and (vi) litigation expenses and any extraordinary expenses.

The Fund may incur “Acquired Fund Fees and Expenses.” Acquired Fund Fees and Expenses reflect the Fund’s *pro rata* share of the fees and expenses incurred indirectly by the Fund as a result of investing in other investment companies. The impact of Acquired Fund Fees and Expenses is included in the Fund’s total return but is not included in the Fund’s ratio of expenses to average net assets. Both figures are shown in the *Financial Highlights* section of the Fund’s prospectus (the “Prospectus”). BFA, the investment adviser to the Fund, has contractually agreed to waive a portion of its management fees in an amount equal to the Acquired Fund Fees and Expenses, if any, attributable to investments by the Fund in other funds advised by BFA or its affiliates through the termination date of the Fund, on or about December 15, 2033. The contractual waiver may be terminated prior to the Fund’s termination only upon the written agreement of the Trust and BFA.

You may pay other fees, such as brokerage commissions and other fees to financial intermediaries, which are not reflected in the tables and examples below.

Annual Fund Operating Expenses (ongoing expenses that you pay each year as a percentage of the value of your investments)						
Management Fees	Distribution and Service (12b-1) Fees	Other Expenses	Acquired Fund Fees and Expenses	Total Annual Fund Operating Expenses	Fee Waiver and/or Expense Reimbursement	Total Annual Fund Operating Expenses After Fee Waiver and/or Expense Reimbursement
0.10%	None	0.00%	0.00%	0.10%	(0.00)%	0.10%

¹ Operating expenses paid by BFA under the Investment Advisory Agreement exclude Acquired Fund Fees and Expenses, if any.

Example. This Example is intended to help you compare the cost of owning shares of the Fund with the cost of investing in other funds. The Example assumes that you invest \$10,000 in the Fund for the time periods indicated and then sell all of your shares at the end of those periods. Fund expenses (and any applicable waivers) are calculated only through December 15, 2033 because the Fund is scheduled to cease operations and liquidate by that date. The Example also assumes that your investment has a 5% return each year and that the Fund’s operating expenses remain the same. Although your actual costs may be higher or lower, based on these assumptions, your costs would be:

1 Year	3 Years	5 Years	Maturity
\$10	\$32	\$56	\$95

Portfolio Turnover. The Fund may pay transaction costs, such as commissions, when it buys and sells securities (or “turns over” its portfolio). A higher portfolio turnover rate may indicate higher transaction costs and may result in higher taxes when Fund shares are held in a taxable account. These costs, which are not reflected in the Annual Fund Operating Expenses or in the Example, affect the Fund’s performance. During the most recent fiscal year, the Fund’s portfolio turnover rate was 3% of the average value of its portfolio.

Principal Investment Strategies

The Fund seeks to meet its investment objective generally by investing in component securities of the Bloomberg December 2033 Maturity Corporate Index (the “Underlying Index”). The Fund may also invest in U.S. government securities, short-term paper, cash and cash equivalents, including shares of money market funds advised by BFA or its affiliates. The Fund is a term fund that will terminate on or about December 15, 2033, at which time it will distribute its remaining net assets to shareholders pursuant to a plan of liquidation. The Fund does not seek to return any predetermined amount at maturity or in periodic distributions. The Underlying Index is composed of U.S. dollar-denominated, taxable, investment-grade (as determined by Bloomberg Index Services Limited (the “Index Provider” or “Bloomberg”)) corporate bonds scheduled to mature between January 1, 2033 and December 15, 2033, inclusive. As of October 31, 2025, a significant portion of the Underlying Index is represented by securities of companies in the consumer goods and services and financial services industries or sectors. The components of the Underlying Index are likely to change over time.

The Underlying Index consists of U.S. dollar-denominated, investment-grade securities publicly issued by U.S. and non-U.S. corporate issuers that have \$300 million or more of outstanding face value at the time of inclusion. The non-U.S. corporate issuers included in the Underlying Index consist primarily of corporate bonds issued by companies domiciled in developed countries. The Fund will invest in non-U.S. issuers to the extent necessary for it to track the Underlying Index. Each bond included in the Underlying Index must be registered with the SEC, have been exempt from registration at issuance, or have been offered pursuant to Rule 144A under the Securities Act of 1933, as amended (the “1933 Act”), with registration rights. Further, the securities in the Underlying Index must be denominated in U.S. dollars and have a fixed rate, although they can carry a coupon that steps-up or changes according to a predetermined schedule. In addition, to be included in the Underlying Index, securities that are rated by all three of the rating agencies named below must be rated “investment-grade” by at least two of the three rating agencies, which is defined as Baa3 or higher by Moody’s Investors Service, Inc. or BBB- or higher by S&P Global Ratings or Fitch Ratings, Inc. When ratings from only two of the three rating agencies are available, the lower rating is used to determine eligibility. Securities with a rating from only one of the three ratings agencies must be rated investment-grade in order to be included in the Underlying Index. In cases where ratings are not available, other sources may be used to classify securities by investment quality.

The Underlying Index is constructed with the following methodology. The parent index, the Bloomberg U.S. Corporate

Index (the “Parent Index”), representing U.S. dollar-denominated, taxable, investment-grade corporate bonds, is stripped of securities maturing outside of the maturity range described above. During the final two years of the Underlying Index, bonds that mature in 2033, but had not been eligible for inclusion in the Parent Index due to being within one year of maturity, will be eligible for inclusion in the Underlying Index until such bonds reach maturity. Securities are then market-cap weighted within the Underlying Index, with a 3% cap typically imposed on any one issuer, and a *pro rata* distribution of any excess weight across the remaining issuers in the Underlying Index. In the event a 3% cap is not possible due to lack of issuers, the cap will be increased in 0.50% increments until the Underlying Index can be calculated.

The securities in the Underlying Index are updated on the last calendar day of each month until June 30, 2033. The last rebalance date will be on June 30, 2033. During this final six month period, the Underlying Index will no longer be updated or rebalanced, except to remove securities which are downgraded to below investment-grade per the eligibility criteria described above. Additionally, during this period, existing bond weights will be allowed to float based on changes in market value. When a bond that is included in the Underlying Index matures, its maturity value will be represented in the Underlying Index by cash throughout the remaining life of the Underlying Index.

The Fund is a series of the iShares iBonds fixed maturity series of bond ETFs sponsored by BlackRock, Inc. (“BlackRock”). The Fund does not invest in U.S. savings bonds or other U.S. government bonds (except to the extent the Fund holds cash equivalent instruments consistent with its investment objective) and is not designed to provide protection against inflation.

BFA uses an indexing approach to try to achieve the Fund’s investment objective. The Fund does not try to “beat” the index it tracks and does not seek temporary defensive positions when markets decline or appear overvalued.

Indexing may eliminate the chance that the Fund will substantially outperform the Underlying Index but also may reduce some of the risks of active management, such as poor security selection. Indexing seeks to achieve lower costs and better after-tax performance by aiming to keep portfolio turnover low in comparison to actively managed investment companies.

BFA uses a representative sampling indexing strategy to manage the Fund. “Representative sampling” is an indexing strategy that involves investing in a representative sample of securities or other instruments that collectively has an investment profile similar to that of an applicable underlying index. The instruments selected are expected to have, in the aggregate, investment characteristics (based on factors such as market value and industry weightings), fundamental characteristics (such as return variability, duration (*i.e.*, an instrument’s price sensitivity to a change in interest rates), maturity or credit ratings and yield) and liquidity measures similar to those of an applicable underlying index. The Fund may or may not hold all of the components of the Underlying Index.

The Fund will invest at least 80% of its assets in the component instruments of the Underlying Index, and (except during the last twelve months of the Fund’s operations) the Fund will invest at least 90% of its assets in fixed income securities of the types included in the Underlying Index that BFA believes will help the

Fund track the Underlying Index. The Fund will invest no more than 10% of its assets in futures, options and swaps contracts that BFA believes will help the Fund track the Underlying Index as well as in fixed income securities other than the types included in the Underlying Index, but which BFA believes will help the Fund track the Underlying Index. Cash and cash equivalent investments associated with a derivative position will be treated as part of that position for the purposes of calculating the percentage of investments included in the Underlying Index.

In the last six months of operation, as the bonds held by the Fund mature, the proceeds may not be reinvested by the Fund in bonds but instead will be held in cash and cash equivalents. By fifteen days prior to maturity, the Underlying Index is expected to consist almost entirely of cash and cash equivalents. On or around this date, the Fund will wind up and terminate. After appropriate provision is made for any Fund liabilities, its net assets will be distributed to then-current shareholders pursuant to a plan of liquidation. The Fund's termination was approved by a majority of the Trust's Board of Trustees (the "Board") and does not require additional approval by Fund shareholders. The Board may extend the termination date if a majority of the Board determines the extension to be in the best interest of the Fund.

The Fund seeks to track the investment results of the Underlying Index before fees and expenses of the Fund. To the extent that the Fund invests in money market or similar funds, it will incur the fees and expenses of such funds.

The Fund should not be confused with a target date fund, which has assets that are managed according to a particular investment strategy that converts fund assets to conservative investments over time.

The Fund may lend securities representing up to one-third of the value of the Fund's total assets (including the value of any collateral received).

The Underlying Index is sponsored by Bloomberg, which is independent of the Fund and BFA. The Index Provider determines the composition and relative weightings of the components of the Underlying Index and publishes information regarding the market value of the Underlying Index.

Industry Concentration Policy. The Fund will concentrate its investments (*i.e.*, hold 25% or more of its total assets) in a particular industry or group of industries to approximately the same extent that the Underlying Index is concentrated. For purposes of this limitation, securities of the U.S. government (including its agencies and instrumentalities), repurchase agreements collateralized by U.S. government securities, and securities of state or municipal governments and their political subdivisions are not considered to be issued by members of any industry.

Summary of Principal Risks

As with any investment, you could lose all or part of your investment in the Fund, and the Fund's performance could trail that of other investments. The Fund is subject to certain risks, including the principal risks noted below, any of which may adversely affect the Fund's net asset value per share ("NAV"), trading price, yield, total return and ability to meet its investment objective. Certain key risks are prioritized below (with others

following in alphabetical order), but the relative significance of any risk is difficult to predict and may change over time. You should review each risk factor carefully.

Credit Risk. Credit risk is the risk that an issuer, guarantor or liquidity provider of a fixed-income security may be unable or unwilling, or may be perceived as unable or unwilling, to make timely principal and/or interest payments or to otherwise honor its obligations. The credit rating assigned to a security or its issuer does not necessarily reflect the issuer's current financial condition or an investment's volatility or liquidity. An actual or perceived decline in an issuer's creditworthiness may result in a decrease in the value and liquidity of its securities as well as greater price volatility, which may make it difficult to sell the securities. The Fund may be adversely affected if an investment that it holds experiences a downgrade or a default.

Interest Rate Risk. Interest rate risk refers to the risk of fluctuations in the value of a fixed-income security due to changes in the general level of interest rates. Interest rate changes can be sudden and unpredictable and are influenced by a number of factors, including government policy, monetary policy, inflation expectations, perceptions of risk, and supply and demand for fixed-income securities. An increase in interest rates generally will cause the value of fixed-income securities to decline. Securities with longer maturities generally are more sensitive to interest rate changes and subject to greater fluctuations in value. Changes in interest rates may have unpredictable effects on fixed-income markets and result in heightened volatility and lower liquidity for certain instruments, which may adversely affect a Fund's performance. During periods of very low or negative interest rates, a Fund may be unable to maintain positive returns or pay dividends to shareholders.

Market Risk. The Fund could lose money over short periods due to short-term market movements and over longer periods during more prolonged market downturns. Local, regional or global events such as war, acts of terrorism, pandemics or other public health issues, recessions, the prospect or occurrence of a sovereign default or other financial crisis, or other events could have a significant impact on the Fund and its investments and could result in increased premiums or discounts to the Fund's NAV.

Index-Related Risk. The Index Provider may rely on various sources of information to assess the criteria of components of the Underlying Index, including information that may be based on assumptions and estimates. Neither the Fund nor BFA can offer assurances that the Index Provider's methodology or sources of information will provide an accurate assessment of included components or will result in the Fund meeting its investment objective. Errors in index data, index computations or the construction of the Underlying Index in accordance with its methodology may occur, and the Index Provider may not identify or correct them promptly or at all, which may have an adverse impact on the Fund and its shareholders. Unusual market conditions or other unforeseen circumstances (such as natural disasters, political unrest or war) may impact the Index Provider or a third-party data provider and could cause the Index Provider to postpone a scheduled rebalance. This could cause the Underlying Index to vary from its normal or expected composition.

Asset Class Risk. The securities and other assets in the Underlying Index or in the Fund's portfolio may underperform in comparison to financial markets generally, a particular financial market, another index, or other asset classes.

Authorized Participant Concentration Risk. An "Authorized Participant" is a member or participant of a clearing agency registered with the SEC, which has a written agreement with the Fund or one of its service providers that allows the Authorized Participant to place orders for the purchase and redemption of creation units ("Creation Units"). Only an Authorized Participant may engage in creation or redemption transactions directly with the Fund. There are a limited number of institutions that may act as Authorized Participants for the Fund, including on an agency basis on behalf of other market participants. No Authorized Participant is obligated to engage in creation or redemption transactions. To the extent that Authorized Participants exit the business or do not place creation or redemption orders for the Fund and no other Authorized Participant places orders, Fund shares are more likely to trade at a premium or discount to NAV and possibly face trading halts or delisting.

Call Risk. During periods of falling interest rates, an issuer of a callable debt obligation held by the Fund may "call" or repay the debt obligation before its stated maturity, and the Fund may have to reinvest the proceeds in instruments with lower yields, which would result in a decline in the Fund's income, or in instruments with greater risks or with other less favorable features.

Concentration Risk. The Fund may be susceptible to an increased risk of loss, including losses due to adverse events that affect the Fund's investments more than the market as a whole, to the extent that the Fund's investments are concentrated in the securities or other assets of one or more issuers, countries or other geographic units, markets, industries, project types, or asset classes.

Consumer Goods and Services Companies Risk. Consumer goods and services companies face risks related to changes in consumer preferences and disposable income, commodity prices, government regulation, supply chain disruptions, damage to brand or reputation, economic slowdown and labor shortages, among other things.

Declining Yield Risk. In the months leading up to the Fund's planned termination date, the Fund's yield may move toward prevailing money market rates and may be lower than the yields of the bonds previously held by the Fund and lower than prevailing yields for bonds in the market.

Financial Companies Risk. Financial services companies are subject to extensive governmental regulation and intervention, which may adversely affect their profitability, the scope of their activities, the prices they can charge, the amount of capital and liquid assets they must maintain and their size, among other things. Financial services companies also may be significantly affected by, among other things, interest rates, economic conditions, volatility in financial markets, credit rating downgrades, adverse public perception, exposure concentration and counterparty risk.

Fluctuation of Yield and Liquidation Amount Risk. The Fund, unlike a direct investment in a bond that has a level coupon payment and a fixed payment at maturity, will make distributions

of income that vary over time. It is expected that an investment in the Fund, if held through maturity, will produce aggregate returns comparable to a direct investment in a group of bonds of similar credit quality and maturity. Unlike a direct investment in bonds, the breakdown of returns between Fund distributions and liquidation proceeds are not predictable at the time of your investment. For example, at times during the Fund's existence it may make distributions at a greater (or lesser) rate than the coupon payments received on the Fund's portfolio, which would result in the Fund returning a lesser (or greater) amount on liquidation than would otherwise be the case. The rate of Fund distribution payments may adversely affect the tax characterization of your returns from an investment in the Fund relative to a direct investment in bonds. If the amount you receive as liquidation proceeds upon the Fund's termination is higher or lower than your cost basis, you may experience a gain or loss for tax purposes.

Income Risk. The Fund's income may decline due to falling interest rates or other factors. This can occur because the Fund may be required to invest in lower-yielding bonds when a bond in the Fund's portfolio matures, is near maturity, is called or is prepaid, when bonds in the Underlying Index are substituted, or when the Fund otherwise needs to purchase additional bonds. The Index Provider's substitution of bonds in the Underlying Index may occur, for example, when the time to maturity for the bond no longer matches the Underlying Index's stated maturity guidelines.

Issuer Risk. The performance of the Fund depends on the performance of individual securities or other assets to which the Fund has exposure. The value of securities or other assets may decline, or perform differently from the market as a whole, due to changes in the financial condition or credit rating of the issuer or counterparty.

Management Risk. The Fund generally does not attempt to take defensive positions under any market conditions, including declining markets. As the Fund will not fully replicate the Underlying Index and may hold securities or other assets not included in the Underlying Index, it is subject to the risk that the investment strategy of BFA may not produce the intended results. There is no guarantee that the Fund's investment results will have a high degree of correlation to those of the Underlying Index or that the Fund will achieve its investment objective.

Market Trading Risk. The Fund faces numerous market trading risks, including the potential lack of an active market for Fund shares (including through a trading halt), losses from trading in secondary markets, periods of high volatility, and disruptions in the process of creating and redeeming Fund shares. Any of these factors, among others, may lead to the Fund's shares trading in the secondary market at a premium or discount to NAV or to the intraday value of the Fund's portfolio holdings. If you buy Fund shares at a time when the market price is at a premium to NAV or sell Fund shares at a time when the market price is at a discount to NAV, you may pay significantly more or receive significantly less than the underlying value of the Fund shares.

Non-Diversification Risk. The Fund is classified as "non-diversified." This means that, compared with funds that are classified as "diversified," the Fund may invest a greater percentage of its assets in securities or other instruments representing a small number of issuers or counterparties and thus

may be more susceptible to the risks associated with these particular issuers or counterparties. As a result, the Fund's performance may depend to a greater extent on the performance of a small number of issuers or counterparties, which may lead to more volatility in the Fund's NAV.

Operational and Technology Risks. The Fund is directly and indirectly susceptible to operational and technology risks, including those related to human errors, processing errors, communication errors, systems failures, cybersecurity incidents, and the use of artificial intelligence and machine learning ("AI"), which may result in losses for the Fund and its shareholders or may impair the Fund's operations. While the Fund's service providers are required to have appropriate operational, information security and cybersecurity risk management policies and procedures, their methods of risk management may differ from those of the Fund. Operational and technology risks for the issuers in which the Fund invests could also result in material adverse consequences for such issuers and may cause the Fund's investments in such issuers to lose value.

Reinvestment Risk. The Fund may invest a portion of its assets in short-term fixed-income instruments and, as a result, may be adversely affected if interest rates fall because it may have to invest in lower-yielding instruments as bonds in the Fund's portfolio mature.

Risk of Investing in the U.S. Investing in U.S. issuers subjects the Fund to legal, regulatory, political, currency, security, and economic risks that are specific to the U.S. Certain changes in the U.S., such as a weakening of the U.S. economy or a decline in its financial markets, may have an adverse effect on U.S. issuers.

Securities Lending Risk. The Fund may engage in securities lending. Securities lending involves the risk that the Fund may lose money because the borrower of the loaned securities fails to return the securities in a timely manner or at all. The Fund could also lose money in the event of a decline in the value of collateral provided for loaned securities or a decline in the value of any investments made with cash collateral. These events could also trigger adverse tax consequences for the Fund.

Tracking Error Risk. The Fund may be subject to "tracking error," which is the divergence of the Fund's performance from that of

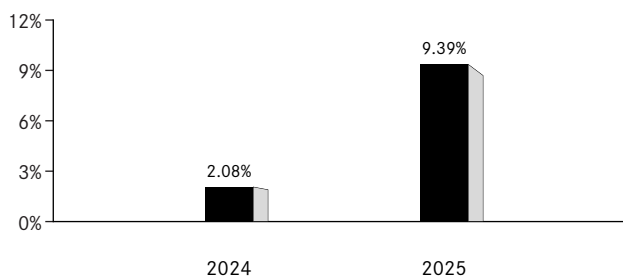
the Underlying Index. Tracking error may occur due to a number of factors, including differences between the securities and other assets held in the Fund's portfolio and those included in the Underlying Index; differences in the timing and methodologies used to value securities and other assets; transaction costs and other expenses incurred by the Fund that the Underlying Index does not incur; the Fund's holding of uninvested cash; differences in the timing of the accrual or the valuation of dividends or interest received by the Fund or distributions paid to Fund shareholders; tax gains or losses; differences between the amount and/or timing of withholding taxes on dividends reflected in the Underlying Index from the Fund's obligation, if any, for foreign withholding taxes; the requirements for the Fund to maintain pass-through tax treatment; portfolio transactions carried out to minimize the distribution of capital gains to shareholders; the acceptance of custom baskets; changes to the Underlying Index; and impacts to the Fund of complying with certain regulatory requirements or limits. Tracking error risk may be heightened during times of increased market volatility or other unusual market conditions. A Fund that tracks an index with exposure to non-U.S. issuers may experience higher tracking error than ETFs that do not track such indexes.

Valuation Risk. The price that the Fund could receive upon the sale (or other disposition) of a security or other asset may differ from the Fund's valuation of the security or other asset, particularly for securities or other assets that trade in low volume or volatile markets or that are valued using a fair value methodology. The price received by the Fund also may differ from the value used by the Underlying Index. In addition, the value of the securities or other assets in the Fund's portfolio may change on days or during time periods when investors are not able to purchase or sell Fund shares. Authorized Participants that create or redeem Fund shares on days when the Fund is holding fair-valued securities or other assets may receive fewer or more shares, or lower or higher redemption proceeds, than they would have received had the securities or other assets not been fair valued or been valued using a different methodology. The ability to value investments may be impacted by technological issues or errors by pricing services or other third-party service providers.

Performance Information

The performance information below illustrates how the Fund's performance has varied over different periods and provides some indication of the risks of investing in the Fund. The bar chart shows how the performance of the Fund has varied from one calendar year to another over the periods shown. The table compares the Fund's performance to that of an appropriate broad-based securities market index and the Underlying Index. Returns assume the reinvestment of any dividends and distributions. The Fund's returns reflect the impact of any agreements to waive or reimburse expenses, which would reduce performance if not in effect. Past performance (before and after taxes) does not necessarily indicate how the Fund will perform in the future. Updated performance information, including the Fund's current NAV, may be obtained by visiting www.iShares.com or by calling 1-800-iShares (1-800-474-2737) (toll free).

Calendar Year-by-Year Returns



	<u>Return (%)</u>	<u>Period Ended</u>
During the period shown in the chart:		
Best Quarter	6.07%	September 30, 2024
Worst Quarter	-3.10%	December 31, 2024

Average Annual Total Returns (for the periods ended December 31, 2025)

	<u>One Year</u>	<u>Since Fund Inception</u>
(Inception Date: 6/21/2023)		
Return Before Taxes	9.39%	6.77%
Return After Taxes on Distributions	7.21%	4.69%
Return After Taxes on Distributions and Sale of Fund Shares	5.51%	4.28%
Bloomberg U.S. Universal Index (Returns do not reflect deductions for fees, expenses or taxes)	7.58%	5.16%
Bloomberg December 2033 Maturity Corporate Index (Returns do not reflect deductions for fees, expenses or taxes)	9.63%	6.85%

After-tax returns in the table above are calculated using the historical highest individual U.S. federal marginal income tax rates and do not reflect the impact of state or local taxes. Actual after-tax returns depend on an investor's tax situation and may differ from those shown, and after-tax returns shown are not relevant to tax-exempt investors or investors who hold shares through tax-deferred arrangements, such as 401(k) plans or individual retirement accounts ("IRAs"). Fund returns after taxes on distributions and sales of Fund shares are calculated assuming that an investor has sufficient capital gains of the same character from other investments to offset any capital losses from the sales of Fund shares. As a result, Fund returns after taxes on distributions and sales of Fund shares may exceed Fund returns before taxes and/or returns after taxes on distributions.

Management

Investment Adviser. BlackRock Fund Advisors.

Portfolio Managers. Jonathan Graves, James Mauro and Marcus Tom (the “Portfolio Managers”) are primarily responsible for the day-to-day management of the Fund. Each Portfolio Manager supervises a portfolio management team. Mr. Graves, Mr. Mauro and Mr. Tom have been Portfolio Managers of the Fund since 2025, 2023 and 2025, respectively.

Purchase and Sale of Fund Shares

The Fund is an ETF. Individual shares of the Fund may only be bought and sold in the secondary market through a broker-dealer. Because ETF shares trade at market prices rather than at NAV, shares may trade at a price greater than NAV (a premium) or less than NAV (a discount). An investor may incur costs attributable to the difference between the highest price a buyer is willing to pay to purchase shares of the Fund (bid) and the lowest price a seller is willing to accept for shares of the Fund (ask) when buying or selling shares in the secondary market (the “bid-ask spread”).

Tax Information

The Fund intends to make distributions that may be taxable to you as ordinary income or capital gains, unless you are investing through a tax-deferred arrangement such as a 401(k) plan or an IRA, in which case, your distributions generally will be taxed when withdrawn.

Payments to Broker-Dealers and Other Financial Intermediaries

If you purchase shares of the Fund through a broker-dealer or other financial intermediary (such as a bank), BFA or other related companies may pay the intermediary for marketing activities and presentations, educational training programs, conferences, the development of technology platforms and reporting systems or other services related to the sale or promotion of the Fund. These payments may create a conflict of interest by influencing the broker-dealer or other intermediary and your salesperson to recommend the Fund over another investment. Ask your salesperson or visit your financial intermediary’s website for more information.

iSHARES[®] iBONDS[®] DEC 2034 TERM CORPORATE ETF

Ticker: IBDZ

Stock Exchange: NYSE Arca

Investment Objective

The iShares iBonds Dec 2034 Term Corporate ETF (the “Fund”) seeks to track the investment results of an index composed of U.S. dollar-denominated, investment-grade corporate bonds maturing in 2034.

Fees and Expenses

The following table describes the fees and expenses that you will incur if you buy, hold and sell shares of the Fund. Amounts in the table are rounded to the nearest basis point, which in some cases may be “0.00.” The investment advisory agreement between iShares Trust (the “Trust”) and BlackRock Fund Advisors (“BFA”) (the “Investment Advisory Agreement”) provides that BFA will pay all operating expenses of the Fund, except: (i) the management fees, (ii) interest expenses, (iii) taxes, (iv) expenses incurred with respect to the acquisition and disposition of portfolio securities and the execution of portfolio transactions, including brokerage commissions, (v) distribution fees or expenses, and (vi) litigation expenses and any extraordinary expenses.

The Fund may incur “Acquired Fund Fees and Expenses.” Acquired Fund Fees and Expenses reflect the Fund’s *pro rata* share of the fees and expenses incurred indirectly by the Fund as a result of investing in other investment companies. The impact of Acquired Fund Fees and Expenses is included in the Fund’s total return but is not included in the Fund’s ratio of expenses to average net assets. Both figures are shown in the *Financial Highlights* section of the Fund’s prospectus (the “Prospectus”). BFA, the investment adviser to the Fund, has contractually agreed to waive a portion of its management fees in an amount equal to the Acquired Fund Fees and Expenses, if any, attributable to investments by the Fund in other funds advised by BFA or its affiliates through the termination date of the Fund, on or about December 15, 2034. The contractual waiver may be terminated prior to the Fund’s termination only upon the written agreement of the Trust and BFA.

You may pay other fees, such as brokerage commissions and other fees to financial intermediaries, which are not reflected in the tables and examples below.

Annual Fund Operating Expenses
(ongoing expenses that you pay each year as a
percentage of the value of your investments)

Management Fees	Distribution and Service (12b-1) Fees	Other Expenses	Acquired Fund Fees and Expenses	Total Annual Fund Operating Expenses	Fee Waiver and/or Expense Reimbursement	Total Annual Fund Operating Expenses After Fee Waiver and/or Expense Reimbursement
0.10%	None	0.00%	0.00%	0.10%	(0.00)%	0.10%

¹ Operating expenses paid by BFA under the Investment Advisory Agreement exclude Acquired Fund Fees and Expenses, if any.

Example. This Example is intended to help you compare the cost of owning shares of the Fund with the cost of investing in other funds. The Example assumes that you invest \$10,000 in the Fund for the time periods indicated and then sell all of your shares at the end of those periods. Fund expenses (and any applicable waivers) are calculated only through December 15, 2034 because the Fund is scheduled to cease operations and liquidate by that date. The Example also assumes that your investment has a 5% return each year and that the Fund’s operating expenses remain the same. Although your actual costs may be higher or lower, based on these assumptions, your costs would be:

1 Year	3 Years	5 Years	Maturity
\$10	\$32	\$56	\$109

Portfolio Turnover. The Fund may pay transaction costs, such as commissions, when it buys and sells securities (or “turns over” its portfolio). A higher portfolio turnover rate may indicate higher transaction costs and may result in higher taxes when Fund shares are held in a taxable account. These costs, which are not reflected in the Annual Fund Operating Expenses or in the Example, affect the Fund’s performance. During the most recent fiscal year, the Fund’s portfolio turnover rate was 1% of the average value of its portfolio.

Principal Investment Strategies

The Fund seeks to meet its investment objective generally by investing in component securities of the Bloomberg December 2034 Maturity Corporate Index (the “Underlying Index”). The Fund may also invest in U.S. government securities, short-term paper, cash and cash equivalents, including shares of money market funds advised by BFA or its affiliates. The Fund is a term fund that will terminate on or about December 15, 2034, at which time it will distribute its remaining net assets to shareholders pursuant to a plan of liquidation. The Fund does not seek to return any predetermined amount at maturity or in periodic distributions. The Underlying Index is composed of U.S. dollar-denominated, taxable, investment-grade (as determined by Bloomberg Index Services Limited (the “Index Provider” or “Bloomberg”)) corporate bonds scheduled to mature between January 1, 2034 and December 15, 2034, inclusive. As of October 31, 2025, a significant portion of the Underlying Index is represented by securities of companies in the consumer goods and services industry or sector. The components of the Underlying Index are likely to change over time.

The Underlying Index consists of U.S. dollar-denominated, investment-grade securities publicly issued by U.S. and non-U.S. corporate issuers that have \$300 million or more of outstanding face value at the time of inclusion. The non-U.S. corporate issuers included in the Underlying Index consist primarily of corporate bonds issued by companies domiciled in developed countries. The Fund will invest in non-U.S. issuers to the extent necessary for it to track the Underlying Index. Each bond included in the Underlying Index must be registered with the SEC, have been exempt from registration at issuance, or have been offered pursuant to Rule 144A under the Securities Act of 1933, as amended (the “1933 Act”), with registration rights. Further, the securities in the Underlying Index must be denominated in U.S. dollars and have a fixed rate, although they can carry a coupon that steps-up or changes according to a predetermined schedule. In addition, to be included in the Underlying Index, securities that are rated by all three of the rating agencies named below must be rated “investment-grade” by at least two of the three rating agencies, which is defined as Baa3 or higher by Moody’s Investors Service, Inc. or BBB- or higher by S&P Global Ratings or Fitch Ratings, Inc. When ratings from only two of the three rating agencies are available, the lower rating is used to determine eligibility. Securities with a rating from only one of the three ratings agencies must be rated investment-grade in order to be included in the Underlying Index. In cases where ratings are not available, other sources may be used to classify securities by investment quality.

The Underlying Index is constructed with the following methodology. The parent index, the Bloomberg U.S. Corporate

Index (the “Parent Index”), representing U.S. dollar-denominated, taxable, investment-grade corporate bonds, is stripped of securities maturing outside of the maturity range described above. During the final two years of the Underlying Index, bonds that mature in 2034, but had not been eligible for inclusion in the Parent Index due to being within one year of maturity, will be eligible for inclusion in the Underlying Index until such bonds reach maturity. Securities are then market-cap weighted within the Underlying Index, with a 3% cap typically imposed on any one issuer, and a *pro rata* distribution of any excess weight across the remaining issuers in the Underlying Index. In the event a 3% cap is not possible due to lack of issuers, the cap will be increased in 0.50% increments until the Underlying Index can be calculated.

The securities in the Underlying Index are updated on the last calendar day of each month until June 30, 2034. The last rebalance date will be on June 30, 2034. During this final six month period, the Underlying Index will no longer be updated or rebalanced, except to remove securities which are downgraded to below investment-grade per the eligibility criteria described above. Additionally, during this period, existing bond weights will be allowed to float based on changes in market value. When a bond that is included in the Underlying Index matures, its maturity value will be represented in the Underlying Index by cash throughout the remaining life of the Underlying Index.

The Fund is a series of the iShares iBonds fixed maturity series of bond ETFs sponsored by BlackRock, Inc. (“BlackRock”). The Fund does not invest in U.S. savings bonds or other U.S. government bonds (except to the extent the Fund holds cash equivalent instruments consistent with its investment objective) and is not designed to provide protection against inflation.

BFA uses an indexing approach to try to achieve the Fund’s investment objective. The Fund does not try to “beat” the index it tracks and does not seek temporary defensive positions when markets decline or appear overvalued.

Indexing may eliminate the chance that the Fund will substantially outperform the Underlying Index but also may reduce some of the risks of active management, such as poor security selection. Indexing seeks to achieve lower costs and better after-tax performance by aiming to keep portfolio turnover low in comparison to actively managed investment companies.

BFA uses a representative sampling indexing strategy to manage the Fund. “Representative sampling” is an indexing strategy that involves investing in a representative sample of securities or other instruments that collectively has an investment profile similar to that of an applicable underlying index. The instruments selected are expected to have, in the aggregate, investment characteristics (based on factors such as market value and industry weightings), fundamental characteristics (such as return variability, duration (*i.e.*, an instrument’s price sensitivity to a change in interest rates), maturity or credit ratings and yield) and liquidity measures similar to those of an applicable underlying index. The Fund may or may not hold all of the components of the Underlying Index.

The Fund will invest at least 80% of its assets in the component instruments of the Underlying Index, and (except during the last twelve months of the Fund’s operations) the Fund will invest at least 90% of its assets in fixed income securities of the types included in the Underlying Index that BFA believes will help the

Fund track the Underlying Index. The Fund will invest no more than 10% of its assets in futures, options and swaps contracts that BFA believes will help the Fund track the Underlying Index as well as in fixed income securities other than the types included in the Underlying Index, but which BFA believes will help the Fund track the Underlying Index. Cash and cash equivalent investments associated with a derivative position will be treated as part of that position for the purposes of calculating the percentage of investments included in the Underlying Index.

In the last six months of operation, as the bonds held by the Fund mature, the proceeds may not be reinvested by the Fund in bonds but instead will be held in cash and cash equivalents. By fifteen days prior to maturity, the Underlying Index is expected to consist almost entirely of cash and cash equivalents. On or around this date, the Fund will wind up and terminate. After appropriate provision is made for any Fund liabilities, its net assets will be distributed to then-current shareholders pursuant to a plan of liquidation. The Fund's termination was approved by a majority of the Trust's Board of Trustees (the "Board") and does not require additional approval by Fund shareholders. The Board may extend the termination date if a majority of the Board determines the extension to be in the best interest of the Fund.

The Fund seeks to track the investment results of the Underlying Index before fees and expenses of the Fund. To the extent that the Fund invests in money market or similar funds, it will incur the fees and expenses of such funds.

The Fund should not be confused with a target date fund, which has assets that are managed according to a particular investment strategy that converts fund assets to conservative investments over time.

The Fund may lend securities representing up to one-third of the value of the Fund's total assets (including the value of any collateral received).

The Underlying Index is sponsored by Bloomberg, which is independent of the Fund and BFA. The Index Provider determines the composition and relative weightings of the components of the Underlying Index and publishes information regarding the market value of the Underlying Index.

Industry Concentration Policy. The Fund will concentrate its investments (*i.e.*, hold 25% or more of its total assets) in a particular industry or group of industries to approximately the same extent that the Underlying Index is concentrated. For purposes of this limitation, securities of the U.S. government (including its agencies and instrumentalities), repurchase agreements collateralized by U.S. government securities, and securities of state or municipal governments and their political subdivisions are not considered to be issued by members of any industry.

Summary of Principal Risks

As with any investment, you could lose all or part of your investment in the Fund, and the Fund's performance could trail that of other investments. The Fund is subject to certain risks, including the principal risks noted below, any of which may adversely affect the Fund's net asset value per share ("NAV"), trading price, yield, total return and ability to meet its investment objective. Certain key risks are prioritized below (with others

following in alphabetical order), but the relative significance of any risk is difficult to predict and may change over time. You should review each risk factor carefully.

Credit Risk. Credit risk is the risk that an issuer, guarantor or liquidity provider of a fixed-income security may be unable or unwilling, or may be perceived as unable or unwilling, to make timely principal and/or interest payments or to otherwise honor its obligations. The credit rating assigned to a security or its issuer does not necessarily reflect the issuer's current financial condition or an investment's volatility or liquidity. An actual or perceived decline in an issuer's creditworthiness may result in a decrease in the value and liquidity of its securities as well as greater price volatility, which may make it difficult to sell the securities. The Fund may be adversely affected if an investment that it holds experiences a downgrade or a default.

Interest Rate Risk. Interest rate risk refers to the risk of fluctuations in the value of a fixed-income security due to changes in the general level of interest rates. Interest rate changes can be sudden and unpredictable and are influenced by a number of factors, including government policy, monetary policy, inflation expectations, perceptions of risk, and supply and demand for fixed-income securities. An increase in interest rates generally will cause the value of fixed-income securities to decline. Securities with longer maturities generally are more sensitive to interest rate changes and subject to greater fluctuations in value. Changes in interest rates may have unpredictable effects on fixed-income markets and result in heightened volatility and lower liquidity for certain instruments, which may adversely affect a Fund's performance. During periods of very low or negative interest rates, a Fund may be unable to maintain positive returns or pay dividends to shareholders.

Market Risk. The Fund could lose money over short periods due to short-term market movements and over longer periods during more prolonged market downturns. Local, regional or global events such as war, acts of terrorism, pandemics or other public health issues, recessions, the prospect or occurrence of a sovereign default or other financial crisis, or other events could have a significant impact on the Fund and its investments and could result in increased premiums or discounts to the Fund's NAV.

Index-Related Risk. The Index Provider may rely on various sources of information to assess the criteria of components of the Underlying Index, including information that may be based on assumptions and estimates. Neither the Fund nor BFA can offer assurances that the Index Provider's methodology or sources of information will provide an accurate assessment of included components or will result in the Fund meeting its investment objective. Errors in index data, index computations or the construction of the Underlying Index in accordance with its methodology may occur, and the Index Provider may not identify or correct them promptly or at all, which may have an adverse impact on the Fund and its shareholders. Unusual market conditions or other unforeseen circumstances (such as natural disasters, political unrest or war) may impact the Index Provider or a third-party data provider and could cause the Index Provider to postpone a scheduled rebalance. This could cause the Underlying Index to vary from its normal or expected composition.

Asset Class Risk. The securities and other assets in the Underlying Index or in the Fund's portfolio may underperform in comparison to financial markets generally, a particular financial market, another index, or other asset classes.

Authorized Participant Concentration Risk. An "Authorized Participant" is a member or participant of a clearing agency registered with the SEC, which has a written agreement with the Fund or one of its service providers that allows the Authorized Participant to place orders for the purchase and redemption of creation units ("Creation Units"). Only an Authorized Participant may engage in creation or redemption transactions directly with the Fund. There are a limited number of institutions that may act as Authorized Participants for the Fund, including on an agency basis on behalf of other market participants. No Authorized Participant is obligated to engage in creation or redemption transactions. To the extent that Authorized Participants exit the business or do not place creation or redemption orders for the Fund and no other Authorized Participant places orders, Fund shares are more likely to trade at a premium or discount to NAV and possibly face trading halts or delisting.

Call Risk. During periods of falling interest rates, an issuer of a callable debt obligation held by the Fund may "call" or repay the debt obligation before its stated maturity, and the Fund may have to reinvest the proceeds in instruments with lower yields, which would result in a decline in the Fund's income, or in instruments with greater risks or with other less favorable features.

Concentration Risk. The Fund may be susceptible to an increased risk of loss, including losses due to adverse events that affect the Fund's investments more than the market as a whole, to the extent that the Fund's investments are concentrated in the securities or other assets of one or more issuers, countries or other geographic units, markets, industries, project types, or asset classes.

Consumer Goods and Services Companies Risk. Consumer goods and services companies face risks related to changes in consumer preferences and disposable income, commodity prices, government regulation, supply chain disruptions, damage to brand or reputation, economic slowdown and labor shortages, among other things.

Declining Yield Risk. In the months leading up to the Fund's planned termination date, the Fund's yield may move toward prevailing money market rates and may be lower than the yields of the bonds previously held by the Fund and lower than prevailing yields for bonds in the market.

Fluctuation of Yield and Liquidation Amount Risk. The Fund, unlike a direct investment in a bond that has a level coupon payment and a fixed payment at maturity, will make distributions of income that vary over time. It is expected that an investment in the Fund, if held through maturity, will produce aggregate returns comparable to a direct investment in a group of bonds of similar credit quality and maturity. Unlike a direct investment in bonds, the breakdown of returns between Fund distributions and liquidation proceeds are not predictable at the time of your investment. For example, at times during the Fund's existence it may make distributions at a greater (or lesser) rate than the coupon payments received on the Fund's portfolio, which would result in the Fund returning a lesser (or greater) amount on

liquidation than would otherwise be the case. The rate of Fund distribution payments may adversely affect the tax characterization of your returns from an investment in the Fund relative to a direct investment in bonds. If the amount you receive as liquidation proceeds upon the Fund's termination is higher or lower than your cost basis, you may experience a gain or loss for tax purposes.

Income Risk. The Fund's income may decline due to falling interest rates or other factors. This can occur because the Fund may be required to invest in lower-yielding bonds when a bond in the Fund's portfolio matures, is near maturity, is called or is prepaid, when bonds in the Underlying Index are substituted, or when the Fund otherwise needs to purchase additional bonds. The Index Provider's substitution of bonds in the Underlying Index may occur, for example, when the time to maturity for the bond no longer matches the Underlying Index's stated maturity guidelines.

Issuer Risk. The performance of the Fund depends on the performance of individual securities or other assets to which the Fund has exposure. The value of securities or other assets may decline, or perform differently from the market as a whole, due to changes in the financial condition or credit rating of the issuer or counterparty.

Management Risk. The Fund generally does not attempt to take defensive positions under any market conditions, including declining markets. As the Fund will not fully replicate the Underlying Index and may hold securities or other assets not included in the Underlying Index, it is subject to the risk that the investment strategy of BFA may not produce the intended results. There is no guarantee that the Fund's investment results will have a high degree of correlation to those of the Underlying Index or that the Fund will achieve its investment objective.

Market Trading Risk. The Fund faces numerous market trading risks, including the potential lack of an active market for Fund shares (including through a trading halt), losses from trading in secondary markets, periods of high volatility, and disruptions in the process of creating and redeeming Fund shares. Any of these factors, among others, may lead to the Fund's shares trading in the secondary market at a premium or discount to NAV or to the intraday value of the Fund's portfolio holdings. If you buy Fund shares at a time when the market price is at a premium to NAV or sell Fund shares at a time when the market price is at a discount to NAV, you may pay significantly more or receive significantly less than the underlying value of the Fund shares.

Non-Diversification Risk. The Fund is classified as "non-diversified." This means that, compared with funds that are classified as "diversified," the Fund may invest a greater percentage of its assets in securities or other instruments representing a small number of issuers or counterparties and thus may be more susceptible to the risks associated with these particular issuers or counterparties. As a result, the Fund's performance may depend to a greater extent on the performance of a small number of issuers or counterparties, which may lead to more volatility in the Fund's NAV.

Operational and Technology Risks. The Fund is directly and indirectly susceptible to operational and technology risks, including those related to human errors, processing errors, communication errors, systems failures, cybersecurity incidents,

and the use of artificial intelligence and machine learning (“AI”), which may result in losses for the Fund and its shareholders or may impair the Fund’s operations. While the Fund’s service providers are required to have appropriate operational, information security and cybersecurity risk management policies and procedures, their methods of risk management may differ from those of the Fund. Operational and technology risks for the issuers in which the Fund invests could also result in material adverse consequences for such issuers and may cause the Fund’s investments in such issuers to lose value.

Reinvestment Risk. The Fund may invest a portion of its assets in short-term fixed-income instruments and, as a result, may be adversely affected if interest rates fall because it may have to invest in lower-yielding instruments as bonds in the Fund’s portfolio mature.

Risk of Investing in China. Investments in Chinese securities, including certain Hong Kong-listed and U.S.-listed securities, are subject to risks specific to China. China may be subject to considerable degrees of economic, political and social instability. Despite economic and market reforms in recent decades, the Chinese government’s control over certain sectors and enterprises and significant regulation of investment and industry are still pervasive. Chinese companies are subject to the risk that Chinese authorities can intervene in their operations and structure. Chinese markets generally continue to experience inefficiency, a lack of publicly available information and/or political and social instability and may be subject to volatility and pricing anomalies resulting from governmental influence. Internal social unrest or confrontations with other countries, including military conflicts in response to such events, may disrupt China’s economy and markets and result in a greater risk of currency fluctuations, currency non-convertibility, interest rate fluctuations and higher inflation.

China has experienced security concerns, such as terrorism and strained international relations. Additionally, China is alleged to have participated in state-sponsored cyberattacks against foreign companies and foreign governments. Actual and threatened responses to such activity and strained international relations, including purchasing restrictions, sanctions, export controls, tariffs or cyberattacks on the Chinese government or Chinese companies, may impact China’s economy and Chinese issuers in which the Fund invests. Incidents involving China’s or the region’s security may adversely affect the Chinese economy and markets and the Fund’s investments.

The Chinese economy is highly reliant on trade. A reduction in spending on Chinese products and services, supply chain diversification, the institution of additional tariffs or other trade barriers (including as a result of heightened trade tensions or a trade war between China and the U.S. or in response to actual or alleged Chinese cyber activity) or a downturn in any of the economies of China’s key trading partners may have an adverse impact on the Chinese economy. The Underlying Index may include companies that are subject to economic or trade restrictions (but not investment restrictions) imposed by the U.S. or other governments due to national security, human rights or other concerns of such government. So long as these restrictions do not include restrictions on investments, the Fund is generally

expected to invest in such companies, consistent with its objective to track the performance of the Underlying Index.

Chinese companies, including those listed on U.S. exchanges, are not subject to the same degree of regulatory requirements, accounting standards or auditor oversight as companies in more developed countries. As a result, information about the Chinese securities in which the Fund invests may be less reliable or complete. Chinese companies with securities listed on U.S. exchanges may be delisted if they do not meet U.S. accounting standards and auditor oversight requirements, or for other reasons, which would significantly decrease the liquidity and value of the securities. There may be significant obstacles to obtaining information necessary for investigations into or litigation against Chinese companies, and shareholders may have limited legal remedies.

Many Chinese companies listed on U.S. exchanges use variable interest entities or “VIEs” in their structure as a result of foreign ownership restrictions. Any change in the operations of entities in a VIE structure, the status of VIE contractual arrangements or the legal or regulatory environment in China could result in significant, and possibly permanent and/or total, losses for investments in VIE issuers. The Fund does not select investments based on investor protection considerations.

Risk of Investing in the China Bond Market. The Fund invests directly in the domestic bond market in the People’s Republic of China (“China” or the “PRC”) (the “China Interbank Bond Market”) through the Bond Connect trading channel. All bonds traded through Bond Connect are registered in the name of the PRC’s Central Moneymarkets Unit (“CMU”), which holds such bonds as a nominee owner. The precise nature and rights of the Fund as the beneficial owner of bonds traded in the China Interbank Bond Market through CMU as nominee are relatively new and untested areas of PRC law, and the exact nature of the Fund’s remedies and methods of enforcement of its rights and interests under PRC law are uncertain.

Market volatility and potential lack of liquidity due to low trading volume of certain bonds in the China Interbank Bond Market may result in the prices of certain bonds fluctuating significantly. Also, the systems used to trade through Bond Connect may not function as expected. Trading through Bond Connect is also subject to regulatory risks, including laws and regulations that are subject to change. There can be no assurance that Bond Connect or its features or systems will not be materially altered, suspended, discontinued or abolished. The Fund may be subject to additional taxation if certain tax exemptions under PRC tax regulations are withdrawn or amended. Any taxes arising from or to the Fund may be directly borne by, or indirectly passed on to, the Fund, which may substantially impact its NAV. Investing through Bond Connect subjects the Fund to currency risk, to the extent that currency rates used for Bond Connect are different than the rates used in the China Interbank Bond Market.

Risk of Investing in the U.S. Investing in U.S. issuers subjects the Fund to legal, regulatory, political, currency, security, and economic risks that are specific to the U.S. Certain changes in the U.S., such as a weakening of the U.S. economy or a decline in its financial markets, may have an adverse effect on U.S. issuers.

Securities Lending Risk. The Fund may engage in securities lending. Securities lending involves the risk that the Fund may lose money because the borrower of the loaned securities fails to return the securities in a timely manner or at all. The Fund could also lose money in the event of a decline in the value of collateral provided for loaned securities or a decline in the value of any investments made with cash collateral. These events could also trigger adverse tax consequences for the Fund.

Tracking Error Risk. The Fund may be subject to “tracking error,” which is the divergence of the Fund’s performance from that of the Underlying Index. Tracking error may occur due to a number of factors, including differences between the securities and other assets held in the Fund’s portfolio and those included in the Underlying Index; differences in the timing and methodologies used to value securities and other assets; transaction costs and other expenses incurred by the Fund that the Underlying Index does not incur; the Fund’s holding of uninvested cash; differences in the timing of the accrual or the valuation of dividends or interest received by the Fund or distributions paid to Fund shareholders; tax gains or losses; differences between the amount and/or timing of withholding taxes on dividends reflected in the Underlying Index from the Fund’s obligation, if any, for foreign withholding taxes; the requirements for the Fund to maintain pass-through tax treatment; portfolio transactions carried out to minimize the distribution of capital gains to

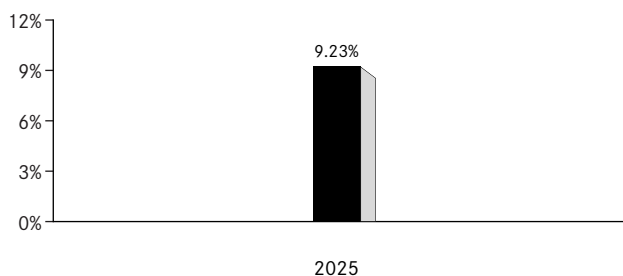
shareholders; the acceptance of custom baskets; changes to the Underlying Index; and impacts to the Fund of complying with certain regulatory requirements or limits. Tracking error risk may be heightened during times of increased market volatility or other unusual market conditions. A Fund that tracks an index with exposure to non-U.S. issuers may experience higher tracking error than ETFs that do not track such indexes.

Valuation Risk. The price that the Fund could receive upon the sale (or other disposition) of a security or other asset may differ from the Fund’s valuation of the security or other asset, particularly for securities or other assets that trade in low volume or volatile markets or that are valued using a fair value methodology. The price received by the Fund also may differ from the value used by the Underlying Index. In addition, the value of the securities or other assets in the Fund’s portfolio may change on days or during time periods when investors are not able to purchase or sell Fund shares. Authorized Participants that create or redeem Fund shares on days when the Fund is holding fair-valued securities or other assets may receive fewer or more shares, or lower or higher redemption proceeds, than they would have received had the securities or other assets not been fair valued or been valued using a different methodology. The ability to value investments may be impacted by technological issues or errors by pricing services or other third-party service providers.

Performance Information

The performance information below illustrates how the Fund's performance has varied over different periods and provides some indication of the risks of investing in the Fund. The bar chart shows how the performance of the Fund has varied from one calendar year to another over the periods shown. The table compares the Fund's performance to that of an appropriate broad-based securities market index and the Underlying Index. Returns assume the reinvestment of any dividends and distributions. The Fund's returns reflect the impact of any agreements to waive or reimburse expenses, which would reduce performance if not in effect. Past performance (before and after taxes) does not necessarily indicate how the Fund will perform in the future. Updated performance information, including the Fund's current NAV, may be obtained by visiting www.iShares.com or by calling 1-800-iShares (1-800-474-2737) (toll free).

Calendar Year-by-Year Returns



	<u>Return (%)</u>	<u>Period Ended</u>
During the periods shown in the chart:		
Best Quarter	2.73%	September 30, 2025
Worst Quarter	1.20%	December 31, 2025

Average Annual Total Returns (for the periods ended December 31, 2025)

	<u>One Year</u>	<u>Since Fund Inception</u>
(Inception Date: 5/22/2024)		
Return Before Taxes	9.23%	8.16%
Return After Taxes on Distributions	7.06%	6.16%
Return After Taxes on Distributions and Sale of Fund Shares	5.41%	5.37%
Bloomberg U.S. Universal Index (Returns do not reflect deductions for fees, expenses or taxes)	7.58%	6.63%
Bloomberg December 2034 Maturity Corporate Index (Returns do not reflect deductions for fees, expenses or taxes)	9.49%	8.19%

After-tax returns in the table above are calculated using the historical highest individual U.S. federal marginal income tax rates and do not reflect the impact of state or local taxes. Actual after-tax returns depend on an investor's tax situation and may differ from those shown, and after-tax returns shown are not relevant to tax-exempt investors or investors who hold shares through tax-deferred arrangements, such as 401(k) plans or individual retirement accounts ("IRAs"). Fund returns after taxes on distributions and sales of Fund shares are calculated assuming that an investor has sufficient capital gains of the same character from other investments to offset any capital losses from the sales of Fund shares. As a result, Fund returns after taxes on distributions and sales of Fund shares may exceed Fund returns before taxes and/or returns after taxes on distributions.

Management

Investment Adviser. BlackRock Fund Advisors.

Portfolio Managers. Jonathan Graves, James Mauro and Marcus Tom (the “Portfolio Managers”) are primarily responsible for the day-to-day management of the Fund. Each Portfolio Manager supervises a portfolio management team. Mr. Graves, Mr. Mauro and Mr. Tom have been Portfolio Managers of the Fund since 2025, 2024 and 2025, respectively.

Purchase and Sale of Fund Shares

The Fund is an ETF. Individual shares of the Fund may only be bought and sold in the secondary market through a broker-dealer. Because ETF shares trade at market prices rather than at NAV, shares may trade at a price greater than NAV (a premium) or less than NAV (a discount). An investor may incur costs attributable to the difference between the highest price a buyer is willing to pay to purchase shares of the Fund (bid) and the lowest price a seller is willing to accept for shares of the Fund (ask) when buying or selling shares in the secondary market (the “bid-ask spread”).

Tax Information

The Fund intends to make distributions that may be taxable to you as ordinary income or capital gains, unless you are investing through a tax-deferred arrangement such as a 401(k) plan or an IRA, in which case, your distributions generally will be taxed when withdrawn.

Payments to Broker-Dealers and Other Financial Intermediaries

If you purchase shares of the Fund through a broker-dealer or other financial intermediary (such as a bank), BFA or other related companies may pay the intermediary for marketing activities and presentations, educational training programs, conferences, the development of technology platforms and reporting systems or other services related to the sale or promotion of the Fund. These payments may create a conflict of interest by influencing the broker-dealer or other intermediary and your salesperson to recommend the Fund over another investment. Ask your salesperson or visit your financial intermediary’s website for more information.

iSHARES[®] iBONDS[®] DEC 2035 TERM CORPORATE ETF

Ticker: IBCA

Stock Exchange: NYSE Arca

Investment Objective

The iShares iBonds Dec 2035 Term Corporate ETF (the “Fund”) seeks to track the investment results of an index composed of U.S. dollar-denominated, investment-grade corporate bonds maturing in 2035.

Fees and Expenses

The following table describes the fees and expenses that you will incur if you buy, hold and sell shares of the Fund. Amounts in the table are rounded to the nearest basis point, which in some cases may be “0.00.” The investment advisory agreement between iShares Trust (the “Trust”) and BlackRock Fund Advisors (“BFA”) (the “Investment Advisory Agreement”) provides that BFA will pay all operating expenses of the Fund, except: (i) the management fees, (ii) interest expenses, (iii) taxes, (iv) expenses incurred with respect to the acquisition and disposition of portfolio securities and the execution of portfolio transactions, including brokerage commissions, (v) distribution fees or expenses, and (vi) litigation expenses and any extraordinary expenses.

The Fund may incur “Acquired Fund Fees and Expenses.” Acquired Fund Fees and Expenses reflect the Fund’s *pro rata* share of the fees and expenses incurred indirectly by the Fund as a result of investing in other investment companies. The impact of Acquired Fund Fees and Expenses is included in the Fund’s total return but is not included in the Fund’s ratio of expenses to average net assets. Both figures are shown in the *Financial Highlights* section of the Fund’s prospectus (the “Prospectus”). BFA, the investment adviser to the Fund, has contractually agreed to waive a portion of its management fees in an amount equal to the Acquired Fund Fees and Expenses, if any, attributable to investments by the Fund in other funds advised by BFA or its affiliates through the termination date of the Fund, on or about December 15, 2035. The contractual waiver may be terminated prior to the Fund’s termination only upon the written agreement of the Trust and BFA.

You may pay other fees, such as brokerage commissions and other fees to financial intermediaries, which are not reflected in the tables and examples below.

Annual Fund Operating Expenses
(ongoing expenses that you pay each year as a percentage of the value of your investments)

Management Fees	Distribution and Service (12b-1) Fees	Other Expenses ²	Acquired Fund Fees and Expenses ²	Total Annual Fund Operating Expenses	Fee Waiver and/or Expense Reimbursement	Total Annual Fund Operating Expenses After Fee Waiver and/or Expense Reimbursement
0.10%	None	0.00%	0.00%	0.10%	(0.00)%	0.10%

¹ Operating expenses paid by BFA under the Investment Advisory Agreement exclude Acquired Fund Fees and Expenses, if any.

² Based on estimated amounts for the current fiscal year.

Example. This Example is intended to help you compare the cost of owning shares of the Fund with the cost of investing in other funds. The Example assumes that you invest \$10,000 in the Fund for the time periods indicated and then sell all of your shares at the end of those periods. Fund expenses (and any applicable waivers) are calculated only through December 15, 2035 because the Fund is scheduled to cease operations and liquidate by that date. The Example also assumes that your investment has a 5% return each year and that the Fund’s operating expenses remain the same. Although your actual costs may be higher or lower, based on these assumptions, your costs would be:

1 Year	3 Years	5 Years	Maturity
\$10	\$32	\$56	\$125

Portfolio Turnover. The Fund may pay transaction costs, such as commissions, when it buys and sells securities (or “turns over” its portfolio). A higher portfolio turnover rate may indicate higher transaction costs and may result in higher taxes when Fund shares are held in a taxable account. These costs, which are not reflected in the Annual Fund Operating Expenses or in the Example, affect the Fund’s performance. From inception (March 25, 2025) to the most recent fiscal year end, the Fund’s portfolio turnover rate was 1% of the average value of its portfolio.

Principal Investment Strategies

The Fund seeks to meet its investment objective generally by investing in component securities of the Bloomberg December 2035 Maturity Corporate Index (the “Underlying Index”). The Fund may also invest in U.S. government securities, short-term paper, cash and cash equivalents, including shares of money market funds advised by BFA or its affiliates. The Fund is a term fund that will terminate on or about December 15, 2035, at which time it will distribute its remaining net assets to shareholders pursuant to a plan of liquidation. The Fund does not seek to return any predetermined amount at maturity or in periodic distributions. The Underlying Index is composed of U.S. dollar-denominated, taxable, investment-grade (as determined by Bloomberg Index Services Limited (the “Index Provider” or “Bloomberg”)) corporate bonds scheduled to mature between January 1, 2035 and December 15, 2035, inclusive. As of October 31, 2025, a significant portion of the Underlying Index is represented by securities of companies in the consumer goods and services industry or sector. The components of the Underlying Index are likely to change over time.

The Underlying Index consists of U.S. dollar-denominated, investment-grade securities publicly issued by U.S. and non-U.S. corporate issuers that have \$300 million or more of outstanding face value at the time of inclusion. The non-U.S. corporate issuers included in the Underlying Index consist primarily of corporate bonds issued by companies domiciled in developed countries. The Fund will invest in non-U.S. issuers to the extent necessary for it to track the Underlying Index. Each bond included in the Underlying Index must be registered with the SEC, have been exempt from registration at issuance, or have been offered pursuant to Rule 144A under the Securities Act of 1933, as amended (the “1933 Act”), with registration rights. Further, the securities in the Underlying Index must be denominated in U.S. dollars and have a fixed rate, although they can carry a coupon that steps-up or changes according to a predetermined schedule. In addition, to be included in the Underlying Index, securities that are rated by all three of the rating agencies named below must be rated “investment-grade” by at least two of the three rating agencies, which is defined as Baa3 or higher by Moody’s Investors Service, Inc. or BBB- or higher by S&P Global Ratings or Fitch Ratings, Inc. When ratings from only two of the three rating agencies are available, the lower rating is used to determine eligibility. Securities with a rating from only one of the three ratings agencies must be rated investment-grade in order to be included in the Underlying Index. In cases where ratings are not available, other sources may be used to classify securities by investment quality.

The Underlying Index is constructed with the following methodology. The parent index, the Bloomberg U.S. Corporate

Index (the “Parent Index”), representing U.S. dollar-denominated, taxable, investment-grade corporate bonds, is stripped of securities maturing outside of the maturity range described above. During the final two years of the Underlying Index, bonds that mature in 2035, but had not been eligible for inclusion in the Parent Index due to being within one year of maturity, will be eligible for inclusion in the Underlying Index until such bonds reach maturity. Securities are then market-cap weighted within the Underlying Index, with a 3% cap typically imposed on any one issuer, and a *pro rata* distribution of any excess weight across the remaining issuers in the Underlying Index. In the event a 3% cap is not possible due to lack of issuers, the cap will be increased in 0.50% increments until the Underlying Index can be calculated.

The securities in the Underlying Index are updated on the last calendar day of each month until June 30, 2035. The last rebalance date will be on June 30, 2035. During this final six month period, the Underlying Index will no longer be updated or rebalanced, except to remove securities which are downgraded to below investment-grade per the eligibility criteria described above. Additionally, during this period, existing bond weights will be allowed to float based on changes in market value. When a bond that is included in the Underlying Index matures, its maturity value will be represented in the Underlying Index by cash throughout the remaining life of the Underlying Index.

The Fund is a series of the iShares iBonds fixed maturity series of bond ETFs sponsored by BlackRock, Inc. (“BlackRock”). The Fund does not invest in U.S. savings bonds or other U.S. government bonds (except to the extent the Fund holds cash equivalent instruments consistent with its investment objective) and is not designed to provide protection against inflation.

BFA uses an indexing approach to try to achieve the Fund’s investment objective. The Fund does not try to “beat” the index it tracks and does not seek temporary defensive positions when markets decline or appear overvalued.

Indexing may eliminate the chance that the Fund will substantially outperform the Underlying Index but also may reduce some of the risks of active management, such as poor security selection. Indexing seeks to achieve lower costs and better after-tax performance by aiming to keep portfolio turnover low in comparison to actively managed investment companies.

BFA uses a representative sampling indexing strategy to manage the Fund. “Representative sampling” is an indexing strategy that involves investing in a representative sample of securities or other instruments that collectively has an investment profile similar to that of an applicable underlying index. The instruments selected are expected to have, in the aggregate, investment characteristics (based on factors such as market value and industry weightings), fundamental characteristics (such as return variability, duration (*i.e.*, an instrument’s price sensitivity to a change in interest rates), maturity or credit ratings and yield) and liquidity measures similar to those of an applicable underlying index. The Fund may or may not hold all of the components of the Underlying Index.

The Fund will invest at least 80% of its assets in the component instruments of the Underlying Index, and (except during the last twelve months of the Fund’s operations) the Fund will invest at least 90% of its assets in fixed income securities of the types included in the Underlying Index that BFA believes will help the

Fund track the Underlying Index. The Fund will invest no more than 10% of its assets in futures, options and swaps contracts that BFA believes will help the Fund track the Underlying Index as well as in fixed income securities other than the types included in the Underlying Index, but which BFA believes will help the Fund track the Underlying Index. Cash and cash equivalent investments associated with a derivative position will be treated as part of that position for the purposes of calculating the percentage of investments included in the Underlying Index.

In the last six months of operation, as the bonds held by the Fund mature, the proceeds may not be reinvested by the Fund in bonds but instead will be held in cash and cash equivalents. By fifteen days prior to maturity, the Underlying Index is expected to consist almost entirely of cash and cash equivalents. On or around this date, the Fund will wind up and terminate. After appropriate provision is made for any Fund liabilities, its net assets will be distributed to then-current shareholders pursuant to a plan of liquidation. The Fund's termination was approved by a majority of the Trust's Board of Trustees (the "Board") and does not require additional approval by Fund shareholders. The Board may extend the termination date if a majority of the Board determines the extension to be in the best interest of the Fund.

The Fund seeks to track the investment results of the Underlying Index before fees and expenses of the Fund. To the extent that the Fund invests in money market or similar funds, it will incur the fees and expenses of such funds.

The Fund should not be confused with a target date fund, which has assets that are managed according to a particular investment strategy that converts fund assets to conservative investments over time.

The Fund may lend securities representing up to one-third of the value of the Fund's total assets (including the value of any collateral received).

The Underlying Index is sponsored by Bloomberg, which is independent of the Fund and BFA. The Index Provider determines the composition and relative weightings of the components of the Underlying Index and publishes information regarding the market value of the Underlying Index.

Industry Concentration Policy. The Fund will concentrate its investments (*i.e.*, hold 25% or more of its total assets) in a particular industry or group of industries to approximately the same extent that the Underlying Index is concentrated. For purposes of this limitation, securities of the U.S. government (including its agencies and instrumentalities), repurchase agreements collateralized by U.S. government securities, and securities of state or municipal governments and their political subdivisions are not considered to be issued by members of any industry.

Summary of Principal Risks

As with any investment, you could lose all or part of your investment in the Fund, and the Fund's performance could trail that of other investments. The Fund is subject to certain risks, including the principal risks noted below, any of which may adversely affect the Fund's net asset value per share ("NAV"), trading price, yield, total return and ability to meet its investment objective. Certain key risks are prioritized below (with others

following in alphabetical order), but the relative significance of any risk is difficult to predict and may change over time. You should review each risk factor carefully.

Credit Risk. Credit risk is the risk that an issuer, guarantor or liquidity provider of a fixed-income security may be unable or unwilling, or may be perceived as unable or unwilling, to make timely principal and/or interest payments or to otherwise honor its obligations. The credit rating assigned to a security or its issuer does not necessarily reflect the issuer's current financial condition or an investment's volatility or liquidity. An actual or perceived decline in an issuer's creditworthiness may result in a decrease in the value and liquidity of its securities as well as greater price volatility, which may make it difficult to sell the securities. The Fund may be adversely affected if an investment that it holds experiences a downgrade or a default.

Interest Rate Risk. Interest rate risk refers to the risk of fluctuations in the value of a fixed-income security due to changes in the general level of interest rates. Interest rate changes can be sudden and unpredictable and are influenced by a number of factors, including government policy, monetary policy, inflation expectations, perceptions of risk, and supply and demand for fixed-income securities. An increase in interest rates generally will cause the value of fixed-income securities to decline. Securities with longer maturities generally are more sensitive to interest rate changes and subject to greater fluctuations in value. Changes in interest rates may have unpredictable effects on fixed-income markets and result in heightened volatility and lower liquidity for certain instruments, which may adversely affect a Fund's performance. During periods of very low or negative interest rates, a Fund may be unable to maintain positive returns or pay dividends to shareholders.

Market Risk. The Fund could lose money over short periods due to short-term market movements and over longer periods during more prolonged market downturns. Local, regional or global events such as war, acts of terrorism, pandemics or other public health issues, recessions, the prospect or occurrence of a sovereign default or other financial crisis, or other events could have a significant impact on the Fund and its investments and could result in increased premiums or discounts to the Fund's NAV.

Index-Related Risk. The Index Provider may rely on various sources of information to assess the criteria of components of the Underlying Index, including information that may be based on assumptions and estimates. Neither the Fund nor BFA can offer assurances that the Index Provider's methodology or sources of information will provide an accurate assessment of included components or will result in the Fund meeting its investment objective. Errors in index data, index computations or the construction of the Underlying Index in accordance with its methodology may occur, and the Index Provider may not identify or correct them promptly or at all, which may have an adverse impact on the Fund and its shareholders. Unusual market conditions or other unforeseen circumstances (such as natural disasters, political unrest or war) may impact the Index Provider or a third-party data provider and could cause the Index Provider to postpone a scheduled rebalance. This could cause the Underlying Index to vary from its normal or expected composition.

Asset Class Risk. The securities and other assets in the Underlying Index or in the Fund's portfolio may underperform in comparison to financial markets generally, a particular financial market, another index, or other asset classes.

Assets Under Management (AUM) Risk. From time to time, an Authorized Participant (as defined below in *Authorized Participant Concentration Risk*), a third-party investor, the Fund's adviser, an affiliate of the Fund's adviser, or another fund may invest in the Fund and hold its investment for a specific period of time to allow the Fund to achieve size or scale. There can be no assurance that any such entity would not redeem its investment or that the size of the Fund would be maintained at such levels, which could negatively impact the Fund.

Authorized Participant Concentration Risk. An "Authorized Participant" is a member or participant of a clearing agency registered with the SEC, which has a written agreement with the Fund or one of its service providers that allows the Authorized Participant to place orders for the purchase and redemption of creation units ("Creation Units"). Only an Authorized Participant may engage in creation or redemption transactions directly with the Fund. There are a limited number of institutions that may act as Authorized Participants for the Fund, including on an agency basis on behalf of other market participants. No Authorized Participant is obligated to engage in creation or redemption transactions. To the extent that Authorized Participants exit the business or do not place creation or redemption orders for the Fund and no other Authorized Participant places orders, Fund shares are more likely to trade at a premium or discount to NAV and possibly face trading halts or delisting.

Call Risk. During periods of falling interest rates, an issuer of a callable debt obligation held by the Fund may "call" or repay the debt obligation before its stated maturity, and the Fund may have to reinvest the proceeds in instruments with lower yields, which would result in a decline in the Fund's income, or in instruments with greater risks or with other less favorable features.

Concentration Risk. The Fund may be susceptible to an increased risk of loss, including losses due to adverse events that affect the Fund's investments more than the market as a whole, to the extent that the Fund's investments are concentrated in the securities or other assets of one or more issuers, countries or other geographic units, markets, industries, project types, or asset classes.

Consumer Goods and Services Companies Risk. Consumer goods and services companies face risks related to changes in consumer preferences and disposable income, commodity prices, government regulation, supply chain disruptions, damage to brand or reputation, economic slowdown and labor shortages, among other things.

Declining Yield Risk. In the months leading up to the Fund's planned termination date, the Fund's yield may move toward prevailing money market rates and may be lower than the yields of the bonds previously held by the Fund and lower than prevailing yields for bonds in the market.

Fluctuation of Yield and Liquidation Amount Risk. The Fund, unlike a direct investment in a bond that has a level coupon payment and a fixed payment at maturity, will make distributions of income that vary over time. It is expected that an investment in

the Fund, if held through maturity, will produce aggregate returns comparable to a direct investment in a group of bonds of similar credit quality and maturity. Unlike a direct investment in bonds, the breakdown of returns between Fund distributions and liquidation proceeds are not predictable at the time of your investment. For example, at times during the Fund's existence it may make distributions at a greater (or lesser) rate than the coupon payments received on the Fund's portfolio, which would result in the Fund returning a lesser (or greater) amount on liquidation than would otherwise be the case. The rate of Fund distribution payments may adversely affect the tax characterization of your returns from an investment in the Fund relative to a direct investment in bonds. If the amount you receive as liquidation proceeds upon the Fund's termination is higher or lower than your cost basis, you may experience a gain or loss for tax purposes.

Income Risk. The Fund's income may decline due to falling interest rates or other factors. This can occur because the Fund may be required to invest in lower-yielding bonds when a bond in the Fund's portfolio matures, is near maturity, is called or is prepaid, when bonds in the Underlying Index are substituted, or when the Fund otherwise needs to purchase additional bonds. The Index Provider's substitution of bonds in the Underlying Index may occur, for example, when the time to maturity for the bond no longer matches the Underlying Index's stated maturity guidelines.

Issuer Risk. The performance of the Fund depends on the performance of individual securities or other assets to which the Fund has exposure. The value of securities or other assets may decline, or perform differently from the market as a whole, due to changes in the financial condition or credit rating of the issuer or counterparty.

Management Risk. The Fund generally does not attempt to take defensive positions under any market conditions, including declining markets. As the Fund will not fully replicate the Underlying Index and may hold securities or other assets not included in the Underlying Index, it is subject to the risk that the investment strategy of BFA may not produce the intended results. There is no guarantee that the Fund's investment results will have a high degree of correlation to those of the Underlying Index or that the Fund will achieve its investment objective.

Market Trading Risk. The Fund faces numerous market trading risks, including the potential lack of an active market for Fund shares (including through a trading halt), losses from trading in secondary markets, periods of high volatility, and disruptions in the process of creating and redeeming Fund shares. Any of these factors, among others, may lead to the Fund's shares trading in the secondary market at a premium or discount to NAV or to the intraday value of the Fund's portfolio holdings. If you buy Fund shares at a time when the market price is at a premium to NAV or sell Fund shares at a time when the market price is at a discount to NAV, you may pay significantly more or receive significantly less than the underlying value of the Fund shares.

Non-Diversification Risk. The Fund is classified as "non-diversified." This means that, compared with funds that are classified as "diversified," the Fund may invest a greater percentage of its assets in securities or other instruments representing a small number of issuers or counterparties and thus may be more susceptible to the risks associated with these

particular issuers or counterparties. As a result, the Fund's performance may depend to a greater extent on the performance of a small number of issuers or counterparties, which may lead to more volatility in the Fund's NAV.

Operational and Technology Risks. The Fund is directly and indirectly susceptible to operational and technology risks, including those related to human errors, processing errors, communication errors, systems failures, cybersecurity incidents, and the use of artificial intelligence and machine learning ("AI"), which may result in losses for the Fund and its shareholders or may impair the Fund's operations. While the Fund's service providers are required to have appropriate operational, information security and cybersecurity risk management policies and procedures, their methods of risk management may differ from those of the Fund. Operational and technology risks for the issuers in which the Fund invests could also result in material adverse consequences for such issuers and may cause the Fund's investments in such issuers to lose value.

Reinvestment Risk. The Fund may invest a portion of its assets in short-term fixed-income instruments and, as a result, may be adversely affected if interest rates fall because it may have to invest in lower-yielding instruments as bonds in the Fund's portfolio mature.

Risk of Investing in China. Investments in Chinese securities, including certain Hong Kong-listed and U.S.-listed securities, are subject to risks specific to China. China may be subject to considerable degrees of economic, political and social instability. Despite economic and market reforms in recent decades, the Chinese government's control over certain sectors and enterprises and significant regulation of investment and industry are still pervasive. Chinese companies are subject to the risk that Chinese authorities can intervene in their operations and structure. Chinese markets generally continue to experience inefficiency, a lack of publicly available information and/or political and social instability and may be subject to volatility and pricing anomalies resulting from governmental influence. Internal social unrest or confrontations with other countries, including military conflicts in response to such events, may disrupt China's economy and markets and result in a greater risk of currency fluctuations, currency non-convertibility, interest rate fluctuations and higher inflation.

China has experienced security concerns, such as terrorism and strained international relations. Additionally, China is alleged to have participated in state-sponsored cyberattacks against foreign companies and foreign governments. Actual and threatened responses to such activity and strained international relations, including purchasing restrictions, sanctions, export controls, tariffs or cyberattacks on the Chinese government or Chinese companies, may impact China's economy and Chinese issuers in which the Fund invests. Incidents involving China's or the region's security may adversely affect the Chinese economy and markets and the Fund's investments.

The Chinese economy is highly reliant on trade. A reduction in spending on Chinese products and services, supply chain diversification, the institution of additional tariffs or other trade barriers (including as a result of heightened trade tensions or a trade war between China and the U.S. or in response to actual or alleged Chinese cyber activity) or a downturn in any of the

economies of China's key trading partners may have an adverse impact on the Chinese economy. The Underlying Index may include companies that are subject to economic or trade restrictions (but not investment restrictions) imposed by the U.S. or other governments due to national security, human rights or other concerns of such government. So long as these restrictions do not include restrictions on investments, the Fund is generally expected to invest in such companies, consistent with its objective to track the performance of the Underlying Index.

Chinese companies, including those listed on U.S. exchanges, are not subject to the same degree of regulatory requirements, accounting standards or auditor oversight as companies in more developed countries. As a result, information about the Chinese securities in which the Fund invests may be less reliable or complete. Chinese companies with securities listed on U.S. exchanges may be delisted if they do not meet U.S. accounting standards and auditor oversight requirements, or for other reasons, which would significantly decrease the liquidity and value of the securities. There may be significant obstacles to obtaining information necessary for investigations into or litigation against Chinese companies, and shareholders may have limited legal remedies.

Many Chinese companies listed on U.S. exchanges use variable interest entities or "VIEs" in their structure as a result of foreign ownership restrictions. Any change in the operations of entities in a VIE structure, the status of VIE contractual arrangements or the legal or regulatory environment in China could result in significant, and possibly permanent and/or total, losses for investments in VIE issuers. The Fund does not select investments based on investor protection considerations.

Risk of Investing in the China Bond Market. The Fund invests directly in the domestic bond market in the People's Republic of China ("China" or the "PRC") (the "China Interbank Bond Market") through the Bond Connect trading channel. All bonds traded through Bond Connect are registered in the name of the PRC's Central Moneymarkets Unit ("CMU"), which holds such bonds as a nominee owner. The precise nature and rights of the Fund as the beneficial owner of bonds traded in the China Interbank Bond Market through CMU as nominee are relatively new and untested areas of PRC law, and the exact nature of the Fund's remedies and methods of enforcement of its rights and interests under PRC law are uncertain.

Market volatility and potential lack of liquidity due to low trading volume of certain bonds in the China Interbank Bond Market may result in the prices of certain bonds fluctuating significantly. Also, the systems used to trade through Bond Connect may not function as expected. Trading through Bond Connect is also subject to regulatory risks, including laws and regulations that are subject to change. There can be no assurance that Bond Connect or its features or systems will not be materially altered, suspended, discontinued or abolished. The Fund may be subject to additional taxation if certain tax exemptions under PRC tax regulations are withdrawn or amended. Any taxes arising from or to the Fund may be directly borne by, or indirectly passed on to, the Fund, which may substantially impact its NAV. Investing through Bond Connect subjects the Fund to currency risk, to the extent that currency rates used for Bond Connect are different than the rates used in the China Interbank Bond Market.

Risk of Investing in the U.S. Investing in U.S. issuers subjects the Fund to legal, regulatory, political, currency, security, and economic risks that are specific to the U.S. Certain changes in the U.S., such as a weakening of the U.S. economy or a decline in its financial markets, may have an adverse effect on U.S. issuers.

Securities Lending Risk. The Fund may engage in securities lending. Securities lending involves the risk that the Fund may lose money because the borrower of the loaned securities fails to return the securities in a timely manner or at all. The Fund could also lose money in the event of a decline in the value of collateral provided for loaned securities or a decline in the value of any investments made with cash collateral. These events could also trigger adverse tax consequences for the Fund.

Tracking Error Risk. The Fund may be subject to “tracking error,” which is the divergence of the Fund’s performance from that of the Underlying Index. Tracking error may occur due to a number of factors, including differences between the securities and other assets held in the Fund’s portfolio and those included in the Underlying Index; differences in the timing and methodologies used to value securities and other assets; transaction costs and other expenses incurred by the Fund that the Underlying Index does not incur; the Fund’s holding of uninvested cash; differences in the timing of the accrual or the valuation of dividends or interest received by the Fund or distributions paid to Fund shareholders; tax gains or losses; differences between the amount and/or timing of withholding taxes on dividends reflected in the Underlying Index from the Fund’s obligation, if any, for foreign withholding taxes; the requirements for the Fund to maintain pass-through tax treatment; portfolio transactions carried out to minimize the distribution of capital gains to

shareholders; the acceptance of custom baskets; changes to the Underlying Index; and impacts to the Fund of complying with certain regulatory requirements or limits. Tracking error risk may be heightened during times of increased market volatility or other unusual market conditions. A Fund that tracks an index with exposure to non-U.S. issuers may experience higher tracking error than ETFs that do not track such indexes.

Valuation Risk. The price that the Fund could receive upon the sale (or other disposition) of a security or other asset may differ from the Fund’s valuation of the security or other asset, particularly for securities or other assets that trade in low volume or volatile markets or that are valued using a fair value methodology. The price received by the Fund also may differ from the value used by the Underlying Index. In addition, the value of the securities or other assets in the Fund’s portfolio may change on days or during time periods when investors are not able to purchase or sell Fund shares. Authorized Participants that create or redeem Fund shares on days when the Fund is holding fair-valued securities or other assets may receive fewer or more shares, or lower or higher redemption proceeds, than they would have received had the securities or other assets not been fair valued or been valued using a different methodology. The ability to value investments may be impacted by technological issues or errors by pricing services or other third-party service providers.

Performance Information

As of the date of this Prospectus, the Fund does not have a full calendar year of performance information to report.

Management

Investment Adviser. BlackRock Fund Advisors.

Portfolio Managers. Jonathan Graves, James Mauro and Marcus Tom (the “Portfolio Managers”) are primarily responsible for the day-to-day management of the Fund. Each Portfolio Manager supervises a portfolio management team. Mr. Graves, Mr. Mauro and Mr. Tom have been Portfolio Managers of the Fund since 2025.

Purchase and Sale of Fund Shares

The Fund is an ETF. Individual shares of the Fund may only be bought and sold in the secondary market through a broker-dealer. Because ETF shares trade at market prices rather than at NAV, shares may trade at a price greater than NAV (a premium) or less than NAV (a discount). An investor may incur costs attributable to the difference between the highest price a buyer is willing to pay to purchase shares of the Fund (bid) and the lowest price a seller is willing to accept for shares of the Fund (ask) when buying or selling shares in the secondary market (the “bid-ask spread”).

Tax Information

The Fund intends to make distributions that may be taxable to you as ordinary income or capital gains, unless you are investing through a tax-deferred arrangement such as a 401(k) plan or an individual retirement account (“IRA”), in which case, your distributions generally will be taxed when withdrawn.

Payments to Broker-Dealers and Other Financial Intermediaries

If you purchase shares of the Fund through a broker-dealer or other financial intermediary (such as a bank), BFA or other related companies may pay the intermediary for marketing activities and presentations, educational training programs, conferences, the development of technology platforms and reporting systems or other services related to the sale or promotion of the Fund. These payments may create a conflict of interest by influencing the broker-dealer or other intermediary and your salesperson to recommend the Fund over another investment. Ask your salesperson or visit your financial intermediary’s website for more information.

More Information About the Funds

This Prospectus contains important information about investing in the Funds listed below. Please read this Prospectus carefully before you make any investment decisions. Additional information regarding the Funds as well as other funds that are series of iShares Trust, iShares U.S. ETF Trust or iShares, Inc. (each, a “Fund”) is available at www.iShares.com.

Each Fund’s investment objective and its Underlying Index may be changed without shareholder approval.

Fund	Underlying Index	Investment Objective
iShares iBonds 2026 Term High Yield and Income ETF	Bloomberg 2026 Term High Yield and Income Index	The iShares iBonds 2026 Term High Yield and Income ETF seeks to track the investment results of an index composed of U.S. dollar-denominated, high yield and other income generating corporate bonds maturing in 2026.
iShares iBonds 2027 Term High Yield and Income ETF	Bloomberg 2027 Term High Yield and Income Index	The iShares iBonds 2027 Term High Yield and Income ETF seeks to track the investment results of an index composed of U.S. dollar-denominated, high yield and other income generating corporate bonds maturing in 2027.
iShares iBonds 2028 Term High Yield and Income ETF	Bloomberg 2028 Term High Yield and Income Index	The iShares iBonds 2028 Term High Yield and Income ETF seeks to track the investment results of an index composed of U.S. dollar-denominated, high yield and other income generating corporate bonds maturing in 2028.
iShares iBonds 2029 Term High Yield and Income ETF	Bloomberg 2029 Term High Yield and Income Index	The iShares iBonds 2029 Term High Yield and Income ETF seeks to track the investment results of an index composed of U.S. dollar-denominated, high yield and other income generating corporate bonds maturing in 2029.
iShares iBonds 2030 Term High Yield and Income ETF	Bloomberg 2030 Term High Yield and Income Index	The iShares iBonds 2030 Term High Yield and Income ETF seeks to track the investment results of an index composed of U.S. dollar-denominated, high yield and other income generating corporate bonds maturing in 2030.
iShares iBonds 2031 Term High Yield and Income ETF	Bloomberg 2031 Term High Yield and Income Index	The iShares iBonds 2031 Term High Yield and Income ETF seeks to track the investment results of an index composed of U.S. dollar-denominated, high yield and other income generating corporate bonds maturing in 2031.
iShares iBonds 2032 Term High Yield and Income ETF	Bloomberg 2032 Term High Yield and Income Index	The iShares iBonds 2032 Term High Yield and Income ETF seeks to track the investment results of an index composed of U.S. dollar-denominated, high yield and other income generating corporate bonds maturing in 2032.
iShares iBonds Dec 2026 Term Corporate ETF	Bloomberg December 2026 Maturity Corporate Index	The iShares iBonds Dec 2026 Term Corporate ETF seeks to track the investment results of an index composed of U.S. dollar-denominated, investment-grade corporate bonds maturing in 2026.
iShares iBonds Dec 2027 Term Corporate ETF	Bloomberg December 2027 Maturity Corporate Index	The iShares iBonds Dec 2027 Term Corporate ETF seeks to track the investment results of an index composed of U.S. dollar-denominated, investment-grade corporate bonds maturing in 2027.
iShares iBonds Dec 2028 Term Corporate ETF	Bloomberg December 2028 Maturity Corporate Index	The iShares iBonds Dec 2028 Term Corporate ETF seeks to track the investment results of an index composed of U.S. dollar-denominated, investment-grade corporate bonds maturing in 2028.
iShares iBonds Dec 2029 Term Corporate ETF	Bloomberg December 2029 Maturity Corporate Index	The iShares iBonds Dec 2029 Term Corporate ETF seeks to track the investment results of an index composed of U.S. dollar-denominated, investment-grade corporate bonds maturing in 2029.
iShares iBonds Dec 2030 Term Corporate ETF	Bloomberg December 2030 Maturity Corporate Index	The iShares iBonds Dec 2030 Term Corporate ETF seeks to track the investment results of an index composed of U.S. dollar-denominated, investment-grade corporate bonds maturing in 2030.

Fund	Underlying Index	Investment Objective
iShares iBonds Dec 2031 Term Corporate ETF	Bloomberg December 2031 Maturity Corporate Index	The iShares iBonds Dec 2031 Term Corporate ETF seeks to track the investment results of an index composed of U.S. dollar-denominated, investment-grade corporate bonds maturing in 2031.
iShares iBonds Dec 2032 Term Corporate ETF	Bloomberg December 2032 Maturity Corporate Index	The iShares iBonds Dec 2032 Term Corporate ETF seeks to track the investment results of an index composed of U.S. dollar-denominated, investment-grade corporate bonds maturing in 2032.
iShares iBonds Dec 2033 Term Corporate ETF	Bloomberg December 2033 Maturity Corporate Index	The iShares iBonds Dec 2033 Term Corporate ETF seeks to track the investment results of an index composed of U.S. dollar-denominated, investment-grade corporate bonds maturing in 2033.
iShares iBonds Dec 2034 Term Corporate ETF	Bloomberg December 2034 Maturity Corporate Index	The iShares iBonds Dec 2034 Term Corporate ETF seeks to track the investment results of an index composed of U.S. dollar-denominated, investment-grade corporate bonds maturing in 2034.
iShares iBonds Dec 2035 Term Corporate ETF	Bloomberg December 2035 Maturity Corporate Index	The iShares iBonds Dec 2035 Term Corporate ETF seeks to track the investment results of an index composed of U.S. dollar-denominated, investment-grade corporate bonds maturing in 2035.

ETFs are funds that trade like other publicly traded securities. Shares of each Fund are listed on a national securities exchange and trade in the secondary market at market prices that change throughout the day. The market price for a share of a Fund may be different from the Fund's most recent NAV.

Each Fund invests in a particular segment of the markets for securities and other instruments (as applicable) and is designed to be used as part of broader asset allocation strategies. Accordingly, an investment in a Fund should not constitute a complete investment program. An investment in a Fund is not a bank deposit, and it is not insured or guaranteed by the Federal Deposit Insurance Corporation, any other government agency, BFA or any of BFA's affiliates.

Index Funds

A share of a Fund represents an ownership interest in an underlying portfolio of securities and other instruments (as applicable) that is intended to track the Fund's Underlying Index. An index is a financial calculation, based on a grouping of financial instruments, and is not an investment product, while each Fund is an actual investment portfolio. The performance of a Fund and that of its Underlying Index may vary for a number of reasons, including transaction costs, asset or currency valuations, corporate actions, timing variances and differences between the composition of a Fund's portfolio and that of the Underlying Index resulting from the Fund's use of representative sampling or from legal restrictions (such as diversification requirements) that apply to the Fund but not to its Underlying Index.

From time to time, the provider of the Underlying Index ("Index Provider") may make changes to the index methodology or other adjustments to a Fund's Underlying Index. Unless otherwise determined by BFA, any such change will be reflected in the calculation of the Underlying Index's performance on a going-forward basis after the effective date of such change. Therefore, the performance of the Underlying Index that is shown for periods prior to the effective date of any such change generally will not be recalculated or restated to reflect the change.

BFA uses a representative sampling indexing strategy to manage the Funds. "Representative sampling" is an indexing strategy that involves investing in a representative sample of securities or other instruments that collectively has an investment profile similar to that of an applicable underlying index. Because the Funds use representative sampling, they can be expected to have a larger tracking error than if they used a replication indexing strategy. "Replication" is an indexing strategy in which a fund invests in substantially all of the components of its underlying index in approximately the same proportions as in the underlying index.

Additional Information About the Funds' Risks

Each Fund is subject to various risks, any of which may adversely affect the Fund's NAV, trading price, yield, total return and ability to meet its investment objective. Each Fund discloses its portfolio holdings daily at www.iShares.com. You could lose all or part of your investment in a Fund, which could underperform other investments. The table below identifies the principal and other (non-principal) risks that apply to each Fund. A Fund that invests in an underlying fund ("Underlying Fund") also may be indirectly exposed to these risks through such investment. A description of each risk is provided after the table.

	iShares iBonds 2026 Term High Yield and Income ETF	iShares iBonds 2027 Term High Yield and Income ETF	iShares iBonds 2028 Term High Yield and Income ETF	iShares iBonds 2029 Term High Yield and Income ETF	iShares iBonds 2030 Term High Yield and Income ETF	iShares iBonds 2031 Term High Yield and Income ETF
✓ Principal Risk • Other Risk						
Asian Economic Risk	✓	•				
Asset Class Risk	✓	✓	✓	✓	✓	✓
Assets Under Management (AUM) Risk					✓	✓
Authorized Participant Concentration Risk	✓	✓	✓	✓	✓	✓
Call Risk	✓	✓	✓	✓	✓	✓
Cash Management Risk	✓					
Close-Out Risk for Qualified Financial Contracts	•	•	•	•	•	•
Communications Companies Risk	•	✓	•	•	•	✓
Concentration Risk	✓	✓	✓	✓	✓	✓
Consumer Goods and Services Companies Risk	✓	✓	✓	✓	✓	✓
Credit Risk	✓	✓	✓	✓	✓	✓
Currency Risk	•	•	•	•	•	•
Declining Yield Risk	✓	✓	✓	✓	✓	✓
Energy Companies Risk	•	•	•	•	•	•
European Economic Risk			•		•	•
Financial Companies Risk	•	•	•	•	•	•
Fluctuation of Yield and Liquidation Amount Risk	✓	✓	✓	✓	✓	✓
Geographic and Security Risks	•	•	•	•	•	•
High Yield Securities Risk	✓	✓	✓	✓	✓	✓
Illiquid Investments Risk	✓	✓	✓	✓	✓	✓
Income Risk	✓	✓	✓	✓	✓	✓
Index-Related Risk	✓	✓	✓	✓	✓	✓
Industrial Companies Risk	✓	✓	✓	✓	✓	✓
Interest Rate Risk	✓	✓	✓	✓	✓	✓
Issuer Risk	✓	✓	✓	✓	✓	✓
Large Shareholder and Large-Scale Redemption Risk	•	•	•	•	•	•
Management Risk	✓	✓	✓	✓	✓	✓
Market Risk	✓	✓	✓	✓	✓	✓
Market Trading Risk	✓	✓	✓	✓	✓	✓
National Closed Market Trading Risk	•	•	•	•	•	•
Non-Diversification Risk					✓	✓
Non-U.S. Securities Risk	•	•	•	•	•	•

iShares iBonds 2026 Term High Yield and Income ETF iShares iBonds 2027 Term High Yield and Income ETF iShares iBonds 2028 Term High Yield and Income ETF iShares iBonds 2029 Term High Yield and Income ETF iShares iBonds 2030 Term High Yield and Income ETF iShares iBonds 2031 Term High Yield and Income ETF

✓ Principal Risk • Other Risk						
North American Economic Risk	✓				•	
Operational and Technology Risks	✓	✓	✓	✓	✓	✓
Ownership Limitations Risk	•	•	•	•	•	•
Privately Issued Securities Risk	✓	✓	✓	✓	✓	✓
Real Estate Companies Risk	•	•				
Reinvestment Risk	✓	✓	✓	✓	✓	✓
Reliance on Trading Partners Risk	✓	•	•	•	•	•
Risk of Investing in China						
Risk of Investing in the China Bond Market						
Risk of Investing in Developed Countries	•	•	•	•	•	•
Risk of Investing in the U.S.	✓	✓	✓	✓	✓	✓
Securities Lending Risk	✓	✓	✓	✓	✓	✓
Small Fund Risk						✓
Technology Companies Risk	•	•	•	•	•	•
Tracking Error Risk	✓	✓	✓	✓	✓	✓
Utility Companies Risk						
Valuation Risk	✓	✓	✓	✓	✓	✓

iShares iBonds 2032 Term High Yield and Income ETF iShares iBonds Dec 2026 Term Corporate ETF iShares iBonds Dec 2027 Term Corporate ETF iShares iBonds Dec 2028 Term Corporate ETF iShares iBonds Dec 2029 Term Corporate ETF iShares iBonds Dec 2030 Term Corporate ETF

✓ Principal Risk • Other Risk						
Asian Economic Risk						
Asset Class Risk	✓	✓	✓	✓	✓	✓
Assets Under Management (AUM) Risk	✓					
Authorized Participant Concentration Risk	✓	✓	✓	✓	✓	✓
Call Risk	✓	✓	✓	✓	✓	✓
Cash Management Risk		✓				
Close-Out Risk for Qualified Financial Contracts	•	•	•	•	•	•
Communication Services Sector Risk	•		•	•	•	•
Concentration Risk	✓	✓	✓	✓	✓	✓
Consumer Goods and Services Companies Risk	✓	✓	✓	✓	✓	✓
Credit Risk	✓	✓	✓	✓	✓	✓
Currency Risk	•	•	•	•	•	•
Declining Yield Risk	✓	✓	✓	✓	✓	✓
Energy Companies Risk	•	•	•	•	•	•
European Economic Risk	•	•		•		•

iShares iBonds
2032 Term
High Yield and
Income ETF

iShares iBonds
Dec 2026 Term
Corporate ETF

iShares iBonds
Dec 2027 Term
Corporate ETF

iShares iBonds
Dec 2028 Term
Corporate ETF

iShares iBonds
Dec 2029 Term
Corporate ETF

iShares iBonds
Dec 2030 Term
Corporate ETF

✔ Principal Risk • Other Risk						
Financial Companies Risk	•	✔	✔	✔	✔	✔
Fluctuation of Yield and Liquidation Amount Risk	✔	✔	✔	✔	✔	✔
Geographic and Security Risks	•	•	•	•	•	•
High Yield Securities Risk	✔					
Illiquid Investments Risk	✔	✔	✔	✔	•	•
Income Risk	✔	✔	✔	✔	✔	✔
Index-Related Risk	✔	✔	✔	✔	✔	✔
Industrial Companies Risk	✔	•	•	•	•	•
Interest Rate Risk	✔	✔	✔	✔	✔	✔
Issuer Risk	✔	✔	✔	✔	✔	✔
Large Shareholder and Large-Scale Redemption Risk	•	•	•	•	•	•
Management Risk	✔	✔	✔	✔	✔	✔
Market Risk	✔	✔	✔	✔	✔	✔
Market Trading Risk	✔	✔	✔	✔	✔	✔
National Closed Market Trading Risk	•	•	•	•	•	•
Non-Diversification Risk	✔					
Non-U.S. Securities Risk	•	•	•	•	•	•
North American Economic Risk		•				
Operational and Technology Risks	✔	✔	✔	✔	✔	✔
Ownership Limitations Risk	•	•	•	•	•	•
Privately Issued Securities Risk	✔					
Real Estate Companies Risk						
Reinvestment Risk	✔	✔	✔	✔	✔	✔
Reliance on Trading Partners Risk	•	✔	✔	✔	✔	
Risk of Investing in China		✔	✔			✔
Risk of Investing in the China Bond Market		✔	✔			✔
Risk of Investing in Developed Countries	•	•	•	•	•	•
Risk of Investing in the U.S.	✔	✔	✔	✔	✔	✔
Securities Lending Risk	✔	✔	✔	✔	✔	✔
Small Fund Risk	✔					
Technology Companies Risk	•	•	•	•	•	•
Tracking Error Risk	✔	✔	✔	✔	✔	✔
Utility Companies Risk		•	•	•	•	•
Valuation Risk	✔	✔	✔	✔	✔	✔

✓ Principal Risk • Other Risk					
Asian Economic Risk					
Asset Class Risk	✓	✓	✓	✓	✓
Assets Under Management (AUM) Risk					✓
Authorized Participant Concentration Risk	✓	✓	✓	✓	✓
Call Risk	✓	✓	✓	✓	✓
Cash Management Risk					
Close-Out Risk for Qualified Financial Contracts	•	•	•	•	•
Communications Companies Risk	•	•	•	•	•
Concentration Risk	✓	✓	✓	✓	✓
Consumer Goods and Services Companies Risk	✓	✓	✓	✓	✓
Credit Risk	✓	✓	✓	✓	✓
Currency Risk	•	•	•	•	•
Declining Yield Risk	✓	✓	✓	✓	✓
Energy Companies Risk	•	•	•	•	•
European Economic Risk					
Financial Companies Risk	•	✓	✓	•	•
Fluctuation of Yield and Liquidation Amount Risk	✓	✓	✓	✓	✓
Geographic and Security Risks	•	•	•	•	•
High Yield Securities Risk					
Illiquid Investments Risk	•	•	•	•	•
Income Risk	✓	✓	✓	✓	✓
Index-Related Risk	✓	✓	✓	✓	✓
Industrial Companies Risk	•	•	•	•	•
Interest Rate Risk	✓	✓	✓	✓	✓
Issuer Risk	✓	✓	✓	✓	✓
Large Shareholder and Large-Scale Redemption Risk	•	•	•	•	•
Management Risk	✓	✓	✓	✓	✓
Market Risk	✓	✓	✓	✓	✓
Market Trading Risk	✓	✓	✓	✓	✓
National Closed Market Trading Risk	•	•	•	•	•
Non-Diversification Risk			✓	✓	✓
Non-U.S. Securities Risk	•	•	•	•	•
North American Economic Risk		•			
Operational and Technology Risks	✓	✓	✓	✓	✓
Ownership Limitations Risk	•	•	•	•	•
Privately Issued Securities Risk					
Real Estate Companies Risk	•	•		•	•
Reinvestment Risk	✓	✓	✓	✓	✓
Reliance on Trading Partners Risk					

✓ Principal Risk • Other Risk					
Risk of Investing in China	✓			✓	✓
Risk of Investing in the China Bond Market	✓			✓	✓
Risk of Investing in Developed Countries	•	•	•	•	•
Risk of Investing in the U.S.	✓	✓	✓	✓	✓
Securities Lending Risk	✓	✓	✓	✓	✓
Small Fund Risk					
Technology Companies Risk	•	✓	•	•	•
Tracking Error Risk	✓	✓	✓	✓	✓
Utility Companies Risk	•	•	•	•	•
Valuation Risk	✓	✓	✓	✓	✓

Asian Economic Risk. Certain Asian economies have experienced rapid growth and industrialization in recent years, but there is no assurance that this growth rate will be maintained. Other Asian economies have experienced high inflation, high unemployment, currency devaluations and restrictions, and over-extension of credit. Geopolitical hostility, political instability, and economic or environmental events in any one Asian country may have a significant economic effect on the entire Asian region, as well as on major trading partners outside Asia. An adverse event in the Asian markets may have a significant adverse effect on some or all of the economies of the countries in which a Fund invests. Because many Asian countries depend significantly on international trade, shifts in relationships with key trading partners, such as China and the U.S., may have a region-wide economic impact. Strains in these relations could adversely affect Asian issuers that rely on the U.S. or China for trade and the region as a whole. A shift towards protectionist policies by these countries or other key trading partners could suppress Asia's exports and reduce foreign investment in the region.

Many Asian countries are subject to political risk, including political instability, corruption and regional conflicts. North Korea and South Korea each have substantial military capabilities, and historical tensions between the two countries present the risk of war. China has a complex territorial dispute regarding the sovereignty of Taiwan and has pledged to take control of Taiwan, including by force if necessary. Continuing hostility between China and Taiwan may have an adverse impact on economies throughout the region and on the value of a Fund's investments, may cause a suspension in a Fund's ability to trade in certain securities or other assets, or may otherwise make such investments impracticable or impossible. Frictions between China and the Philippines in the South China Sea pose a risk of escalation potentially leading to military conflict. In addition, many Asian countries are subject to social and labor risks associated with demands for improved political, economic and social conditions. These risks, among others, may adversely affect the value of a Fund's investments with exposure to Asia.

Asset Class Risk. The securities and other assets in a Fund's portfolio or, if applicable, its Underlying Index may underperform in comparison to indexes that track, or assets that represent, other countries or geographic units, industries, markets, market segments, or asset classes. Various types of securities, other assets and indexes may experience cycles of outperformance and underperformance in comparison to financial markets generally. This divergence may be due to a number of factors including, among other things, inflation, interest rates, productivity, global demand for local products or resources, and regulation and governmental controls. This may cause a Fund to underperform other investment vehicles that invest in different asset classes.

Assets Under Management (AUM) Risk. From time to time, an Authorized Participant, a third-party investor, a Fund's adviser, an affiliate of a Fund's adviser, or another fund may invest in a Fund and hold its investment for a specific period of time to allow the Fund to achieve size or scale. There can be no assurance that any such entity would not redeem its investment or that the size of the Fund would be maintained at such levels, which could negatively impact the Fund.

Authorized Participant Concentration Risk. Only an Authorized Participant may engage in creation or redemption transactions directly with a Fund. There are a limited number of institutions that may act as Authorized Participants for the Fund, including on an agency basis on behalf of other market participants. No Authorized Participant is obligated to engage in creation or redemption transactions. To the extent that Authorized Participants exit the business or do not place creation or redemption orders for a Fund and no other Authorized Participant places orders, Fund shares are more likely to trade at a premium or discount to NAV and possibly face trading halts or delisting. Authorized Participant concentration risk may be heightened for a Fund that invests in securities issued by non-U.S. issuers or instruments with lower trading volume. Such assets often entail greater settlement and operational complexity and higher capital costs for Authorized Participants, which may limit the number of Authorized Participants that engage with the Fund.

Call Risk. During periods of falling interest rates, an issuer of a callable debt obligation held by a Fund may “call” or repay the debt obligation before its stated maturity, and the Fund may have to reinvest the proceeds in instruments with lower yields, which would result in a decline in a Fund’s income, or in instruments with greater risks or with other less favorable features.

Cash Management Risk. A Fund may maintain cash and cash equivalent positions as part of its investment strategy, for other portfolio management purposes and/or as collateral for derivative instruments. These cash and cash equivalent positions could constitute a significant portion of a Fund’s investments. A Fund that holds cash may earn reduced income (if any) on the cash and is subject to any fees imposed on large cash balances. If a significant amount of a Fund’s assets is invested in cash and cash equivalents, the Fund may underperform other funds that do not similarly invest in cash and cash equivalents. In addition, a Fund is subject to (i) the credit risk of the bank or other counterparty holding the cash and (ii) the risk that the counterparty may be unable or unwilling (or perceived as such) to honor its obligations.

Cash may be invested in institutional money market funds, including funds advised by BFA or its affiliates. An institutional money market fund does not maintain a stable \$1.00 net asset value per share; rather, the fund’s net asset value fluctuates with changes in the values of the securities in which the fund invests, and the fund’s shares may be worth more or less than their original purchase price. An institutional money market fund is permitted to impose a liquidity fee on the redemption of its shares and generally is required to impose a liquidity fee when daily net redemptions exceed certain levels.

Close-Out Risk for Qualified Financial Contracts. Regulations adopted by global prudential regulators require counterparties that are part of U.S. or foreign global systemically important banking organizations to include contractual restrictions on close-out and cross-default in agreements relating to qualified financial contracts. Qualified financial contracts include agreements relating to swaps, currency forwards and other derivatives as well as repurchase agreements and securities lending agreements. The restrictions prevent a Fund from closing out a qualified financial contract during a specified time period if the counterparty is subject to resolution proceedings and also prohibit a Fund from exercising default rights due to a receivership or similar proceeding of an affiliate of the counterparty. These requirements may increase credit risk and other risks to a Fund.

Communications Companies Risk. Communications companies may face rapid product obsolescence as well as unexpected risks and costs related to product compatibility and standardization, new product introduction and technological developments, such as artificial intelligence and machine learning. These companies may need to commit substantial capital to integrate new technologies and develop new products and services. Demographic shifts and changes in consumer preferences and expectations may have negative impacts on their business. Cybersecurity and data privacy risks may be heightened for communications companies, and a theft of proprietary or consumer information or disruptions in service could have a material adverse effect on their operations and reputation.

Communications companies are subject to extensive government regulation, including licensing and franchise requirements. The costs of complying with regulations and seeking required approvals, as well as potential delays or denials, may adversely affect their business. These companies may face increased government scrutiny and may be subject to adverse government or legal action. They depend significantly on patent and other intellectual property rights, and the loss or impairment of these rights may adversely affect their profitability.

Concentration Risk. A Fund may be susceptible to an increased risk of loss, including losses due to adverse events that affect the Fund’s investments more than the market as a whole, to the extent that the Fund’s investments are concentrated in the securities or other assets of one or more issuers, countries or other geographic units, markets, industries, project types, or asset classes. A Fund with investment concentration may be more adversely affected by the underperformance of those assets, may experience greater price volatility and may be more susceptible to adverse economic, market, political or regulatory impacts on those assets compared to a fund that does not concentrate its investments.

Consumer Goods and Services Companies Risk. Many consumer goods and services companies (“consumer companies”) rely heavily on disposable household income and consumer spending and may be impacted by social trends, marketing campaigns, demographic shifts and other factors affecting consumer preferences and demand. In addition, damage to a brand or a reputation crisis can have a substantial adverse impact on consumer companies.

Certain consumer companies, such as those providing discretionary goods or services, may depend more on business cycles, overall economic conditions and consumer confidence. Many consumer goods and services are subject to government regulation and the related compliance costs, and consumer companies also face the risk of product liability claims. Consumer companies also may be adversely affected by volatility in commodity prices, supply chain disruptions and labor shortages.

Credit Risk. Credit risk is the risk that an issuer, guarantor or liquidity provider of a fixed-income security may be unable or unwilling, or may be perceived as unable or unwilling (whether by market participants, ratings agencies, pricing services or otherwise), to make timely principal and/or interest payments or to otherwise honor its obligations. It includes the risk that the security will be downgraded by a credit rating agency; generally, lower credit quality issuers present higher credit risks. The credit rating assigned to a security or its issuer does not necessarily reflect the issuer’s current financial condition or an investment’s volatility or liquidity. An actual or perceived decline in an issuer’s creditworthiness may result in a decrease in the value and liquidity of its securities as well as greater price volatility, which may make it difficult for a Fund to sell the securities and otherwise have an adverse impact on the Fund. It is possible that the ability of an issuer to meet its obligations will decline substantially during the period when a Fund owns securities of the issuer or that the issuer will default on its obligations or that the obligations of the issuer will be limited or restructured. A Fund may be adversely affected if an investment that it holds experiences a downgrade or a default.

Currency Risk. Because each Fund's NAV is determined on the basis of the U.S. dollar, investors may lose money if the currency of a non-U.S. market in which a Fund invests depreciates against the U.S. dollar or if there are delays or limits on repatriation of foreign currency, even if the foreign currency value of the Fund's holdings in that market increases. Currency exchange rates can be very volatile and can change quickly and unpredictably. As a result, a Fund's NAV may change quickly and without warning. In addition, a Fund may incur costs in connection with conversions between U.S. dollars and foreign currencies.

Declining Yield Risk. For a Fund with a planned termination date, in the months leading up to the termination, the Fund's yield may move toward prevailing money market rates and may be lower than the yields of the bonds previously held by the Fund and lower than prevailing yields for bonds in the market.

Energy Companies Risk. The energy sector tends to be closely tied to the economic cycle and can be significantly affected by supply-demand dynamics and volatility in commodity prices. Energy companies also may be adversely affected by exchange rate fluctuations, war or other conflicts, sanctions, import/export controls, depletion of resources, technological advances and labor relations. This sector generally is subject to substantial government regulation, and companies may incur significant costs in complying with environmental and other laws. Policies that promote energy conservation, clean energy or the transition to low carbon alternatives also may affect the performance of energy companies.

Energy companies may depend on a relatively small number of customers, including governmental entities and utilities. The exploration and production of energy sources and the development of energy infrastructure often require significant capital expenditures, and companies may face high interest costs and difficulty in raising capital. Energy companies also may face challenges from operating in countries with a history of adverse policies or events, such as expropriation, confiscation of assets, corruption, political instability and social unrest. The operations of energy companies may be disrupted by events that target or damage energy infrastructure, including cyber or other attacks, accidents and natural disasters. Energy companies are at risk of liability for environmental harm and other types of damages.

The energy sector may experience significant market volatility. For example, Russia's large-scale invasion of Ukraine in 2022 led to disruptions and increased volatility in the energy and commodity futures markets due to actual and potential disruptions in the supply and demand for certain commodities, including oil and natural gas. The U.S. and other actors have imposed various sanctions and restrictions on business dealings with Russia, which include restrictions on imports of oil, natural gas and coal. It is impossible to predict the effect of current or future sanctions and restrictions, the extent and duration of the conflict, and associated disruptions in the energy sector. The effect of these events or any related developments could be significant and may have a severe adverse effect on a Fund's performance.

European Economic Risk. The Economic and Monetary Union (the "eurozone") of the EU requires compliance by member states that are members of the eurozone with restrictions on inflation rates, deficits, interest rates and debt levels, as well as fiscal and monetary controls, each of which may significantly affect every country in Europe, including those countries that are not members of the eurozone. Additionally, European countries outside of the eurozone may present economic risks that are independent of the indirect effects that eurozone policies have on them. In particular, the U.K.'s economy may be affected by global economic, industrial and financial shifts. Changes in imports or exports, changes in governmental or EU regulations on trade, changes in the exchange rate of the euro (the common currency of eurozone countries), the default or threat of default by an EU member state on its sovereign debt and/or an economic recession in an EU member state may have a significant adverse effect on the economies of other EU member states and their trading partners. The European financial markets have historically experienced volatility and adverse trends due to concerns about economic downturns or government debt levels in several European countries, including, but not limited to, Austria, Belgium, Cyprus, France, Greece, Ireland, Italy, Portugal, Spain and Ukraine. These events have affected and may in the future adversely affect the exchange rate of the euro and may significantly affect European countries.

Responses to financial problems by European governments, central banks and others, including austerity measures and reforms, may not produce the desired results, may result in social unrest, may limit future growth and economic recovery or may have other unintended consequences. Further defaults or restructurings by governments and other entities of their debt could have additional adverse effects on economies, financial markets and asset valuations around the world. In addition, one or more countries may abandon the euro and/or withdraw from the EU. The U.K. left the EU ("Brexit") on January 31, 2020. Brexit could adversely affect European or worldwide political, regulatory, economic or market conditions and could contribute to instability in global political institutions, regulatory agencies and financial markets.

The national politics of countries in Europe have been unpredictable and subject to influence by disruptive political groups and ideologies, including, for example, secessionist movements. The governments of European countries may be subject to change and such countries may experience social and political unrest. Unanticipated or sudden political or social developments may result in sudden and significant investment losses. The occurrence of terrorist incidents throughout Europe or war in the region could also impact financial markets. The impact of these events is not clear but could be significant and far-reaching and could adversely affect the value and liquidity of a Fund's investments.

Russian Invasion of Ukraine. Russia launched a large-scale invasion of Ukraine on February 24, 2022. The extent and duration of the military action, resulting sanctions and resulting future market disruptions, including declines in its stock markets and the value of the ruble against the U.S. dollar, are impossible to predict, but could be significant. Disruptions caused by Russian military action or other actions (including cyberattacks and espionage) or resulting actual and threatened responses to such activity, including purchasing and financing restrictions, boycotts or changes in consumer or purchaser preferences, sanctions, import and export restrictions, tariffs or cyberattacks on the Russian

government, Russian companies or Russian individuals, including politicians, may impact Russia's economy, Russian issuers of securities in which a Fund invests, or the economies of Europe as a whole. Actual and threatened responses to Russian military action may also impact the markets for certain Russian commodities, such as oil and natural gas, as well as other sectors of the Russian economy, and are likely to have collateral impacts on such sectors across Europe and globally.

Financial Companies Risk. Financial services companies are subject to extensive governmental regulation and intervention, which may change frequently and may adversely affect their profitability, the scope of their activities, the prices they can charge, the amount of capital and liquid assets they must maintain and their size, among other things. Financial services companies also may be significantly affected by, among other things, interest rates, economic conditions, credit rating downgrades, adverse public perception and exposure concentration. Increased risk-taking by financial companies may result in greater overall risk in the global financial sector. Certain events may cause an unusually high degree of volatility in financial markets and pose the risk of large losses for financial services companies.

Financial companies frequently operate with substantial financial leverage and are exposed directly to the credit risk of their borrowers and counterparties, which also may be leveraged to an unknown degree. Financial companies may have significant exposure to the same borrowers and counterparties; as a result, a borrower's or counterparty's inability to meet its obligations to one company may affect other financial companies with exposure to the same borrower or counterparty. This interconnectedness of risk may result in significant negative impacts to companies with direct exposure to the defaulting counterparty as well as adverse cascading effects in the markets and the financial sector generally.

Fluctuation of Yield and Liquidation Amount Risk. A Fund, unlike a direct investment in a bond that has a level coupon payment and a fixed payment at maturity, will make distributions of income that vary over time. It is expected that an investment in a Fund, if held through maturity, will produce aggregate returns comparable to a direct investment in a group of bonds of similar credit quality and maturity to those held by the Fund, but unlike a direct investment in bonds, the breakdown of returns between Fund distributions and liquidation proceeds will not be predictable at the time of your investment. A Fund may make distributions at a greater (or lesser) rate than the coupon payments received on the Fund's portfolio, which would result in the Fund returning a lesser (or greater) amount on liquidation than would otherwise be the case. The breakdown between Fund distribution payments and the amount of liquidation proceeds may adversely affect the tax characterization of your returns from an investment in the Fund relative to a direct investment in bonds. If the amount you receive as liquidation proceeds upon the Fund's termination is higher or lower than your cost basis, you may experience a gain or loss for tax purposes. In addition, the yield on your investment (*i.e.*, the return on your purchase price) may be lower (or higher) than the Fund's published yields, which are based on the Fund's NAV.

Geographic and Security Risks. Issuers in a Fund's portfolio may be located in, or otherwise connected to, parts of the world affected by natural disasters, such as severe heat, earthquakes, tornadoes, volcanic eruptions, wildfires, droughts, floods, hurricanes and tsunamis. In addition, issuers may be impacted by security concerns with respect to a country or region, such as war and other types of conflict, terrorism, strained international relations and territorial disputes. Any of these events may adversely affect the issuers, markets and economies to which a Fund is exposed, which may adversely affect the value of the Fund.

High Yield Securities Risk. Debt securities that are rated below investment grade and debt securities that are unrated are generally considered to be speculative. Compared to higher-quality debt securities, high yield securities are subject to a greater risk of default, illiquidity, price volatility and valuation uncertainty. Issuers of high yield securities may be less creditworthy and have a greater risk of insolvency or bankruptcy than issuers of higher-quality debt securities. Certain privately held issuers may provide less timely or less detailed financial reporting or other information.

High yield securities may be less liquid than higher-rated debt securities, even under normal economic conditions. There are fewer dealers in the high yield securities market, and there may be significant differences in the prices quoted for such securities. There may be no active trading market for some instruments, and certain securities may be subject to restrictions on resale. The inability to dispose of investments in a timely fashion could result in losses to a Fund. High yield securities that are deemed to be liquid at the time of purchase may become illiquid.

High yield securities frequently have prepayment features. When securities are prepaid, a Fund may lose any premiums paid for the instruments and may have to invest the proceeds in bonds with lower yields. This could result in an unexpected capital loss and/or a decrease in the amount of dividends and yield.

Investments in high yield securities may be subject to additional risks, including subordination to other creditors (leaving few or no assets to repay high yield securities holders), no collateral or limited rights in collateral. High yield securities also may have weaker or less restrictive covenant protections for creditors than higher-quality instruments. For example, high yield issuers may be able to incur more debt (including secured debt), return more capital to shareholders, reduce assets designated as collateral or otherwise manage their business in ways that could negatively impact creditors. If an issuer defaults, a Fund may incur expenses in seeking recovery or negotiating new terms with the issuer.

Illiquid Investments Risk. An illiquid investment is any investment that a Fund reasonably expects cannot be sold or disposed of in current market conditions in seven calendar days or less without significantly changing the market value of the investment. An investment may be illiquid due to, among other things, fewer participants or less capacity to make a market in the investment, the lack of an active market for the investment, capital controls, delays or limits on repatriation of local currency, and the insolvency of local governments. To the extent that

a Fund invests in securities or other assets with substantial market and/or credit risk, the Fund will tend to have increased exposure to the risks associated with illiquid investments. Illiquid investments may be harder to value, especially in changing markets.

Liquid investments may become illiquid after purchase by a Fund, particularly during periods of market turmoil. There can be no assurance that a security or other asset that is deemed to be liquid when purchased will continue to be liquid for as long as it is held by a Fund, and any security or other asset held by a Fund may be deemed an illiquid investment pursuant to the Fund's liquidity risk management program.

Holdings of illiquid investments may reduce a Fund's returns because the Fund may be unable to transact at advantageous times or prices. If a Fund is forced to sell underlying investments at reduced prices or under unfavorable conditions to meet redemption requests or for other cash needs, the Fund may suffer a loss. This may be magnified in a rising interest rate environment or other circumstances where redemptions of Fund shares may be greater than normal. If other market participants attempt to liquidate holdings at the same time as a Fund, this will lead to an increased supply of the Fund's underlying investments in the market and contribute to greater illiquid investments risk and downward pricing pressure. In addition, if a Fund is limited in its ability to sell illiquid investments during periods when shareholders are redeeming their shares, the Fund will need to sell liquid securities to meet redemption requests, and illiquid securities will become a larger portion of the Fund's holdings. During periods of market volatility, liquidity in the market for a Fund's shares may be impacted by the liquidity in the market for the underlying securities or other assets held by the Fund, which could lead to the Fund's shares trading at a premium or discount to the Fund's NAV.

Income Risk. A Fund's income may decline due to falling interest rates or other factors. This can occur because the Fund may be required to invest in lower-yielding bonds when a bond in the Fund's portfolio matures, is near maturity, is called or is prepaid or when the Fund otherwise needs to purchase additional bonds, such as due to a substitution in the underlying index for an index fund.

Index-Related Risk. A Fund that tracks an Underlying Index seeks to achieve a return that corresponds generally to the price and yield performance, before fees and expenses, of its Underlying Index as published by the Index Provider. There is no assurance that the Index Provider or its agents will construct or calculate the Underlying Index accurately. While the Index Provider describes what the Underlying Index is designed to achieve, neither the Index Provider nor its agents provide any warranty or accept any liability regarding the quality, accuracy or completeness of the Underlying Index or its related data, and they do not guarantee that the Underlying Index will be in line with the Index Provider's methodology. BFA also does not provide any warranty or guarantee against the Index Provider's or any agent's errors.

The Index Provider may rely on various sources of information to assess the criteria of components of the Underlying Index, including information that may be based on assumptions and estimates. Neither a Fund nor BFA can offer assurances that the Index Provider's methodology or sources of information will provide an accurate assessment of included components or will result in the Fund meeting its investment objective. Errors in index data, index computations or the construction of an Underlying Index in accordance with its methodology may occur, and the Index Provider may not identify or correct them promptly or at all, particularly for indexes that are less commonly used as benchmarks. In addition, there may be heightened risks associated with the adequacy and reliability of information about emerging markets constituents, as such markets may have less information available or less regulatory oversight. Errors related to an Underlying Index may negatively or positively impact a Fund and its shareholders. For example, if the Underlying Index contains incorrect constituents, the Fund will have exposure to such constituents and will be underexposed to the Underlying Index's other constituents. Shareholders should understand that any gains from an Index Provider's errors will be kept by the Fund and its shareholders and any losses or costs from such errors will be borne by the Fund and its shareholders.

Unusual market conditions or other unforeseen circumstances (such as natural disasters, political unrest or war) may impact an Index Provider or a third-party data provider and could cause the Index Provider to postpone a scheduled rebalance to an Underlying Index. This could cause the Underlying Index to vary from its normal or expected composition. If a scheduled rebalance is postponed, index constituents that would otherwise be removed at the rebalance (due to, for example, changes in market capitalization or issuer credit ratings) may remain, causing the performance and constituents of the Underlying Index to vary from those expected under normal conditions. In addition, to the extent circumstances evolve between periodic index reviews and reconstitutions, an Underlying Index may include constituents that do not align with its objective or selection criteria, and the Fund tracking the Underlying Index may be similarly affected.

In addition to scheduled rebalances, an Index Provider or its agents may carry out ad hoc index rebalances due to reaching certain weighting constraints, unusual market conditions, corporate events, or corrections of errors. The relevant Fund will in turn rebalance its portfolio to attempt to increase the correlation between the portfolio and the Underlying Index. The Fund and its shareholders will directly bear any transaction costs and market exposure from such portfolio rebalancing. Therefore, index-related errors and ad hoc rebalances may increase a Fund's costs and tracking error.

Industrial Companies Risk. Industrial companies face a number of risks, including supply chain and distribution disruptions, business interruptions, third-party vendor risks, cyber attacks, trade disputes, product recalls, liability and environmental damage claims, scarcity of materials or parts, excess capacity, changes in consumer preferences, and volatility in commodity prices and currencies. The products of industrial companies may face obsolescence due to technological developments and new product introduction. Furthermore, changes in trade restrictions and tariffs as well as broader geopolitical developments could adversely affect industrial companies. These companies also may be significantly affected by domestic and international economic conditions, legislative and regulatory changes, and labor relations. Industrial companies may depend on public or private sector financing, which may become difficult to obtain due to government spending constraints or reduced availability of capital. Such companies may be unable to protect their intellectual property rights or may be liable for infringing the intellectual property rights of others.

Interest Rate Risk. Interest rate changes can be sudden and unpredictable and are influenced by a number of factors, including government policy, monetary policy, inflation expectations, perceptions of risk, and supply and demand for fixed-income securities. Changes in interest rates may have unpredictable effects on fixed-income markets and may result in heightened volatility and lower liquidity for certain instruments, which may adversely affect a Fund's performance. When interest rates rise, the value of fixed-income securities or other instruments sensitive to interest rates typically decreases. Duration is a measure of how sensitive a bond is to interest rate changes. Fixed-income securities with longer durations tend to be more sensitive to interest rate changes, and their prices usually are more volatile than those of shorter-duration securities. For example, if a bond has a duration of five years and interest rates rise, the price of the bond will likely decline by a greater percentage than for a bond with a one-year duration. To the extent a Fund invests a substantial portion of its assets in fixed-income securities with longer duration, rising interest rates may cause the value of the Fund's investments to decline significantly, which would adversely affect the Fund's performance.

In addition, changes in prevailing interest rates, particularly sudden and significant changes, may lead to fluctuations in the value of floating-rate debt securities, because the rates for those securities typically reset only periodically. Additionally, during periods of very low or negative interest rates, a Fund may be unable to maintain positive returns or pay dividends to shareholders. Under certain market conditions when interest rates are set at low levels and the market prices of portfolio securities have increased, a Fund may have a very low or even negative yield, which would cause the Fund to lose money under certain conditions.

Decreases in market-making capacity for fixed-income dealers may lead to lower trading volume, heightened volatility, wider bid-ask spreads and less transparent pricing in certain fixed-income markets.

Issuer Risk. The performance of a Fund depends on the performance of individual securities or other assets to which the Fund has exposure. The value of securities or other assets may decline, or perform differently from the market as a whole, due to changes in the financial condition or credit rating of the issuer or counterparty.

Large Shareholder and Large-Scale Redemption Risk. Certain shareholders of a Fund, including an Authorized Participant, a third-party investor, the Fund's adviser, an affiliate of the Fund's adviser, a market maker, or another entity, may from time to time own or manage a substantial amount of Fund shares or may hold their investment in the Fund for a limited period of time. These shareholders may also pledge or loan Fund shares (to secure financing or otherwise), which may result in the shares becoming concentrated in another party. There can be no assurance that any large shareholder or large group of shareholders would not redeem their investment or that the size of a Fund would be maintained. Redemptions of a large number of Fund shares may adversely affect a Fund's liquidity and net assets. To the extent a Fund permits redemptions in cash, these redemptions may force the Fund to sell portfolio securities or other assets when it might not otherwise do so, which may negatively impact the Fund's NAV, have a material effect on the market price of Fund shares, increase the Fund's brokerage costs, accelerate the realization of taxable income and/or capital gains, and cause the Fund to make taxable distributions to its shareholders earlier than the Fund otherwise would have. In addition, under certain circumstances, non-redeeming shareholders may be treated as receiving a disproportionately large taxable distribution during or with respect to such tax year. A Fund also may be required to sell its more liquid investments to meet a large redemption, in which case the Fund's remaining assets may be less liquid, more volatile, and more difficult to price.

To the extent these large shareholders transact in Fund shares on the secondary market, such transactions may account for a large percentage of the trading volume for Fund shares and may, therefore, have a material upward or downward effect on the market price of the shares. In addition, large purchases of Fund shares may adversely affect the Fund's performance to the extent that the Fund is delayed in investing new cash and is required to maintain a larger cash position than it ordinarily would, diluting its investment returns.

Management Risk. An index Fund invests in securities or other assets included in, or representative of, its Underlying Index, regardless of their investment merits. Such a Fund may be affected by a general decline in market segments related to its Underlying Index, and BFA generally does not attempt to invest the Fund's assets in defensive positions under any market conditions, including declining markets. Market disruptions and regulatory restrictions could have an adverse effect on a Fund's ability to adjust its exposure to the required levels in order to track its Underlying Index. Because BFA uses a representative sampling indexing strategy, a Fund will not fully replicate its Underlying Index and may hold securities or other assets not included in the Underlying Index. As a result, a Fund is subject to the risk that BFA's investment strategy, whose implementation is subject to a number of constraints, may not produce the intended results. There is no guarantee that a Fund's investment results will have a high degree of correlation to those of its Underlying Index or that a Fund will achieve its investment objective.

Market Risk. A Fund could lose money over short periods due to short-term market movements and over longer periods during more prolonged market downturns. The value of a financial instrument or other asset may decline due to changes in general market conditions, economic trends or events that are not specifically related to the particular instrument or asset, or factors that affect one or more issuers, counterparties, exchanges, countries or other geographic units, markets, industries, or asset classes. Local, regional or global events such as war, acts of terrorism, pandemics or other public health issues, recessions, the prospect or occurrence of a sovereign default or other financial crisis, or other events could have a significant impact on a Fund and its investments and could result in increased premiums or discounts to a Fund's NAV. Changes in market and economic conditions generally do not have the same impact on all types of instruments and assets.

Market Trading Risk. A Fund faces numerous market trading risks, any of which may lead to its shares trading in the secondary market at a premium or discount to NAV or to the intraday value of the Fund's portfolio holdings. If you buy Fund shares at a time when the market price

is at a premium to NAV or sell Fund shares at a time when the market price is at a discount to the NAV, you may pay significantly more or receive significantly less than the underlying value of the Fund shares.

Absence of an Active Primary Market. Although Fund shares are listed for trading on one or more stock exchanges, there can be no assurance that an active primary trading market for Fund shares will develop or be maintained by market makers or Authorized Participants.

Secondary Listing Risks. A Fund's shares may be listed or traded on U.S. and non-U.S. stock exchanges other than the U.S. stock exchange where the Fund's primary listing is maintained. Fund shares also may be available to non-U.S. investors through funds or structured investment vehicles similar to depositary receipts. There can be no assurance that a Fund's shares will continue to trade on any such stock exchange or in any market or that a Fund's shares will continue to meet the requirements for exchange listing or market trading. A Fund's shares may be less actively traded in certain markets than in others, and investors are subject to the execution and settlement risks and market standards of the market where they or their broker direct their trades for execution. Certain information that is available to investors who trade Fund shares on a U.S. stock exchange during regular U.S. market hours may not be available to investors who trade in other markets, which may result in secondary market prices in such markets being less efficient.

Secondary Market Trading Risk. Shares of a Fund may trade in the secondary market at times when the Fund does not accept orders to create or redeem shares. At such times, shares may trade in the secondary market with more significant premiums or discounts to NAV than might be experienced at times when the Fund accepts creation and redemption orders. Securities held by a Fund may be traded in markets that close at a different time than an exchange on which Fund shares are traded. Liquidity in those securities may be reduced after the applicable closing time. As a result, during the time when the exchange is open but after the applicable market closing, fixing or settlement time, there may be wider bid/ask spreads on the exchange and a greater premium or discount to NAV.

In stressed market conditions, the market for a Fund's shares may become less liquid in response to deteriorating liquidity in the markets for the Fund's portfolio holdings, and an investor may be unable to sell their Fund shares.

Secondary market trading in Fund shares may be halted by a stock exchange because of market conditions or for other reasons. In times of extraordinary market volatility, Fund shares may be subject to trading halts pursuant to "circuit breaker" rules of a stock exchange or market. If there is a trading halt or unanticipated closure of an exchange or market, an investor may be unable to purchase or sell Fund shares. In addition, if trading in certain securities or financial instruments is restricted, this may disrupt a Fund's creation/redemption process, affect the price at which Fund shares trade in the secondary market, and result in a Fund being unable to trade certain securities or financial instruments. In such circumstances, a Fund may be unable to rebalance its portfolio or accurately price its portfolio holdings and may incur substantial trading losses.

Shares of a Fund, similar to shares of other issuers listed on a stock exchange, may be sold short and are therefore subject to the risk of increased volatility and price decreases associated with being sold short. In addition, trading activity in derivative products based on a Fund may lead to increased trading volume and volatility in the secondary market for the shares of the Fund.

Fund Shares May Trade at Prices Other Than NAV. Shares of a Fund trade on stock exchanges at prices at, above or below the Fund's most recent NAV. A Fund's NAV is calculated at the end of each business day and fluctuates with changes in the market value of the Fund's portfolio holdings. The trading price of a Fund's shares fluctuates throughout trading hours based on both market supply of and demand for Fund shares and the underlying value of the Fund's portfolio holdings or NAV. As a result, the trading prices of a Fund's shares may deviate significantly from NAV during times of market volatility, significant redemption requests, or other unusual market conditions.

However, because Fund shares can be created and redeemed in Creation Units at NAV, BFA believes that large discounts or premiums to a Fund's NAV are not likely to be sustained over the long term (unlike shares of many closed-end funds, which frequently trade at appreciable discounts from, and sometimes at premiums to, their NAVs). While the creation/redemption feature is designed to make it more likely that a Fund's shares normally will trade on stock exchanges at prices close to the Fund's next calculated NAV, exchange prices are not expected to correlate exactly with the Fund's NAV due to timing reasons, supply and demand imbalances and other factors. In addition, disruptions to creations and redemptions, including disruptions at market makers, Authorized Participants, or other market participants, and during periods of significant market volatility, may result in trading prices for shares of a Fund that differ significantly from its NAV. Authorized Participants may be less willing to create or redeem a Fund's shares if there is a lack of an active market for such shares or the Fund's underlying investments, which may contribute to the Fund's shares trading at a premium or discount to NAV.

Costs of Buying or Selling Fund Shares. Buying or selling Fund shares on an exchange involves two types of costs that apply to all securities transactions. When buying or selling Fund shares through a broker, you will likely incur a brokerage commission and other charges. In addition, you may incur the cost of the "spread," which is the difference between what investors are willing to pay for Fund shares (the "bid" price) and the price at which they are willing to sell Fund shares (the "ask" price). The spread varies over time for Fund shares based on trading volume and market liquidity. It is generally narrower if a Fund has more trading volume and market liquidity and wider if a Fund has less trading volume and market liquidity. Increased market volatility also may cause wider spreads. In addition, there may be regulatory and other charges that are incurred as a result of trading activity. Because of the costs inherent in buying or selling Fund shares, frequent trading may detract significantly from investment results, and an investment in Fund shares may not be advisable for investors who anticipate regularly making small investments through a brokerage account.

National Closed Market Trading Risk. To the extent that securities or other assets held by a Fund trade on foreign exchanges or in foreign markets that may be closed when the securities exchange on which the Fund's shares trade is open, there are likely to be deviations between

such asset's current price and its last quoted price (*i.e.*, the quote from the closed foreign market to the Fund). The impact of a closed foreign market on a Fund is likely to be greater where a large portion of the Fund's holdings trade on a closed foreign market or when a foreign market is closed for unscheduled reasons. These deviations could result in premiums or discounts to a Fund's NAV that may be greater than those experienced by other funds.

Non-Diversification Risk. A Fund that is classified as "non-diversified" may invest a greater percentage of its assets in securities or other instruments representing a small number of issuers or counterparties, compared with funds that are classified as "diversified." A non-diversified Fund thus may be more susceptible to the risks associated with these particular issuers or counterparties. The gains and losses on such holdings may have a greater impact on a non-diversified Fund's performance than they would on the performance of a diversified Fund, and a non-diversified Fund's NAV may be more volatile.

Non-U.S. Securities Risk. Securities issued by non-U.S. issuers (including depositary receipts) are subject to different legal, regulatory, political, economic, and market risks than securities issued by U.S. issuers. To the extent that investments are made in a limited number of countries, events in those countries will have a more significant impact on a Fund. The risks of investing in non-U.S. securities include the following, any of which may have an adverse impact on a Fund:

- Less liquid markets, which may make valuing securities more difficult;
- Greater market volatility;
- Government intervention in issuers' operations or structure;
- Government expropriation or nationalization of assets;
- Exchange rate fluctuations and currency controls;
- Limitations on the foreign ownership of securities;
- Imposition of withholding or other taxes;
- Restrictions on the repatriation of capital;
- Higher transaction and custody costs;
- Foreign market trading hours, different clearing and settlement procedures, and holiday schedules, which may limit a Fund's ability to engage in portfolio transactions;
- Less regulation of the securities and other financial markets;
- Less availability of public information about issuers;
- Weaker accounting, audit, disclosure and financial reporting requirements and the risk of being delisted from U.S. exchanges;
- Difficulties in enforcing contractual obligations; and
- Legal principles relating to corporate governance, directors' fiduciary duties and liabilities, and shareholder rights that are less robust than those that apply in the U.S.

Withholding Tax Reclaims Risk. A Fund that holds non-U.S. securities may file claims to recover withholding tax on dividend and interest income (if any) received from issuers in certain countries where such withholding tax reclaim is possible. Whether or when a Fund will receive a withholding tax refund is within the control of the tax authorities in such countries. Where a Fund expects to recover withholding tax based on a continuous assessment of the probability of recovery, the Fund's NAV generally includes accruals for such tax refunds. Funds continue to evaluate tax developments for potential impact to the probability of recovery. If the likelihood of receiving a tax refund materially decreases, such as due to a change in tax regulation or approach, accruals in a Fund's NAV for such refunds may be written down partially or in full, which will adversely affect the Fund's NAV. Investors in a Fund at the time when an accrual is written down will bear the impact of any resulting reduction in NAV regardless of whether they were investors during the accrual period. Conversely, if a Fund receives a tax refund that was not previously accrued, investors in the Fund at the time the claim is successful will benefit from any resulting increase in the Fund's NAV. Investors who sold their shares prior to such time will not benefit from any such NAV increase.

North American Economic Risk. A decrease in imports or exports, changes in trade regulations or an economic recession in any North American country can have a significant economic effect on the entire North American region and on some or all of the North American countries in which a Fund invests.

The U.S. is Canada's and Mexico's largest trading and investment partner. The Canadian and Mexican economies are significantly affected by developments in the U.S. economy. Since the implementation of the North American Free Trade Agreement ("NAFTA") in 1994 among Canada, the U.S. and Mexico, total merchandise trade among the three countries has increased. However, political developments including the implementation of tariffs by the U.S. and the renegotiation of NAFTA in the form of the United States-Mexico-Canada Agreement ("USMCA"), which replaced NAFTA on July 1, 2020, could negatively affect North America's economic outlook and, as a result, the value of securities held by a Fund. Policy and legislative changes in one country may have a significant effect on North American markets generally, as well as on the value of certain securities held by a Fund.

Operational and Technology Risks. A Fund and the entities with which it interacts directly or indirectly are susceptible to operational and technology risks, including those related to human errors, processing errors, communication errors, systems failures, cybersecurity incidents, and the use of artificial intelligence and machine learning ("AI"), which may result in losses for the Fund and its shareholders or impair the Fund's operations. These entities include, but are not limited to, a Fund's adviser, administrator, distributor, other service

providers (e.g., index and benchmark providers, accountants, custodians, and transfer agents), financial intermediaries, counterparties, market makers, Authorized Participants, listing exchanges, other financial market operators, and governmental authorities. Operational and technology risks for the issuers in which a Fund invests could also result in material adverse consequences for such issuers and may cause the Fund's investments in such issuers to lose value. A Fund may incur substantial costs in order to mitigate operational and technology risks.

Cybersecurity incidents can result from deliberate attacks or unintentional events against an issuer in which a Fund invests, the Fund or any of its service providers. They include, but are not limited to, gaining unauthorized access to systems, misappropriating assets or sensitive information, corrupting or destroying data, and causing operational disruption. Geopolitical tension may increase the scale and sophistication of deliberate attacks, particularly those from nation states or from entities with nation state backing. Cybersecurity incidents may result in any of the following: financial losses; interference with a Fund's ability to calculate its NAV; disclosure of confidential information; impediments to trading; submission of erroneous trades by a Fund or erroneous subscription or redemption orders; the inability of a Fund or its service providers to transact business; violations of applicable privacy and other laws; regulatory fines; penalties; reputational damage; reimbursement or other compensation costs; and other legal and compliance expenses. Furthermore, cybersecurity incidents may render records of a Fund, including records relating to its assets and transactions, shareholder ownership of Fund shares, and other data integral to a Fund's functioning, inaccessible, inaccurate or incomplete. Power outages, natural disasters, equipment malfunctions and processing errors that threaten information and technology systems relied upon by a Fund or its service providers, as well as market events that occur at a pace that overloads these systems, may also disrupt business operations or impact critical data. In addition, the risks of increased use of AI technologies, such as machine learning, include data risk, transparency risk, and operational risk. The AI technologies, which are generally highly reliant on the collection and analysis of large amounts of data, may incorporate biased or inaccurate data, and it is not possible or practicable to incorporate all relevant data into such technologies. The output or results of any such AI technologies may therefore be incomplete, erroneous, distorted or misleading. Further, AI tools may lack transparency as to how data is utilized and how outputs are generated. AI technologies may also allow the unintended introduction of vulnerabilities into infrastructures and applications. A Fund and its shareholders could be negatively impacted as a result of these risks associated with AI technologies. AI technologies and their current and potential future applications, and the regulatory frameworks within which they operate, continue to quickly evolve, and it is impossible to anticipate the full scope of future AI capabilities or rules and the associated risks to a Fund.

While a Fund's service providers are required to have appropriate operational, information security and cybersecurity risk management policies and procedures, their methods of risk management may differ from those of the Fund in the setting of priorities, the personnel and resources available or the effectiveness of relevant controls. Each Fund and its adviser seek to reduce these risks through controls, procedures and oversight, including establishing business continuity plans and risk management systems. However, there are inherent limitations in such plans and systems, including the possibility that certain risks that may affect a Fund have not been identified or may emerge in the future; that such plans and systems may not completely eliminate the occurrence or mitigate the effects of operational or information security disruptions or failures or of cybersecurity incidents; or that prevention and remediation efforts will not be successful or that incidents will go undetected. A Fund cannot control the systems, information security or other cybersecurity of the issuers in which it invests or its service providers, counterparties, and other third parties whose activities affect the Fund.

Lastly, the regulatory climate governing cybersecurity and data protection is developing quickly and may vary considerably across jurisdictions. Regulators continue to develop new rules and standards related to cybersecurity and data protection. Compliance with evolving regulations can be demanding and costly, requiring substantial resources to monitor and implement required changes.

Ownership Limitations Risk. If certain aggregate and/or fund-level ownership thresholds are reached through transactions undertaken by BFA, its affiliates or a Fund, or as a result of third-party transactions or actions by an issuer or regulator, the ability of BFA and its affiliates on behalf of clients (including a Fund) to purchase or dispose of investments, exercise rights or undertake business transactions may be restricted by law, regulation or rules or otherwise impaired. The capacity of a Fund to invest in certain securities or other assets may be affected by the relevant threshold limits, and such limitations may have adverse effects on the liquidity and performance of a Fund's portfolio holdings.

For example, ownership limits may apply to securities whose issuers operate in certain regulated industries or in certain international markets. Such limits also may apply where the investing entity (such as a Fund) is subject to corporate or regulatory ownership restrictions or invests in certain futures or other derivative transactions. In certain circumstances, aggregate and/or fund-level amounts invested or voted by BFA and its affiliates for client funds and accounts managed by BFA (including a Fund) may not exceed the relevant limits without the grant of a license or other regulatory or corporate approval, order, consent, relief or non-disapproval. However, there is no guarantee that permission will be granted or that, once granted, it will not be modified or revoked at a later date with minimal or no notice. In other cases, exceeding such thresholds may cause BFA and its affiliates, a Fund or other client accounts to suffer disadvantages or business restrictions.

Ownership limitations are highly complex. It is possible that, despite BFA's intent to either comply with or be granted permission to exceed ownership limitations, it may inadvertently breach a limit or violate the corporate or regulatory approval, order, consent, relief or non-disapproval that was obtained.

Privately Issued Securities Risk. Privately issued securities are securities that have not been registered under the 1933 Act, including securities that are normally purchased pursuant to Rule 144A or Regulation S under the 1933 Act. Such securities typically are subject to legal restrictions on resale and generally are not traded in established public markets. As a result, privately issued securities may be deemed to be illiquid investments, may be more difficult to value than publicly traded securities, may be subject to wide fluctuations in value and may

have higher transaction costs. There can be no assurance that a trading market will exist at any time for any particular privately issued security, especially under adverse market or economic conditions or if there are adverse events related to the issuer. Because there may be relatively few potential purchasers for privately issued securities, a Fund may find it more difficult to sell such securities when it may be advisable to do so, or a Fund may be able to sell such securities only at prices that are lower than if such securities were more widely held and traded. Difficulty in selling such securities at a desirable time or price may result in a loss to a Fund.

At times, it may be more difficult to determine the fair value of privately issued securities for purposes of computing a Fund's NAV due to the absence of an active trading market. There can be no assurance that a privately issued security that is deemed to be liquid when purchased will continue to be liquid for as long as it is held by a Fund, and its value may decline as a result, which may adversely affect the Fund.

Real Estate Companies Risk. Real estate companies, which include real estate investment trusts, real estate holding and operating companies, and real estate management or development companies, expose investors to the risks of owning real estate directly as well as to the risks from the way that such companies operate. Real estate companies and property values may be adversely affected by regulations and other governmental actions, including tax increases, zoning changes and other usage restrictions, environmental regulations, regulatory limitations on rent or eviction, and eminent domain.

Real estate is highly sensitive to general and local economic conditions and can be subject to intense competition and periodic overbuilding. Real estate companies may own a limited number of properties and concentrate their investments in a particular geographic region, industry or property type. Economic downturns or other adverse events (e.g., natural disasters) that affect a particular region, industry or property type may lead to decreases in property values, leasing declines and defaults by borrowers or tenants. In the event of a default, a real estate company may experience substantial delays and costs in enforcing its rights with respect to the property and protecting its investment. In addition, because real estate is relatively illiquid, a company may be constrained in its ability to diversify or liquidate its investments in response to economic conditions or other events.

Real estate companies may depend on the management skills of a few key individuals and may have limited financial resources. They may be highly leveraged, which can magnify losses, and interest rate increases can make it difficult for them, as well as borrowers and tenants, to obtain debt financing and meet payment obligations. Declining interest rates could result in increased prepayment on loans and require redeployment of capital in less desirable investments.

Certain real estate companies, such as REITs, could fail to qualify for favorable tax or regulatory treatment, which could produce adverse economic consequences for the company and its investors, including a Fund.

Reinvestment Risk. The Fund may invest a portion of its assets in short-term fixed-income instruments and as a result, may be adversely affected when interest rates fall because it may have to invest in lower yielding bonds as bonds in the Fund's portfolio mature. This may cause a Fund's income to decline, which may adversely affect the value of the Fund. This risk is typically greater with respect to short-term bond funds and lower for long-term bond funds.

Reliance on Trading Partners Risk. The economies of some countries or regions depend on trading with certain key trading partners. A reduction in spending on the products and services of these countries or regions, the institution of tariffs or other trade barriers by a key trading partner or a slowdown in the economy of a key trading partner may cause an adverse impact on the economies of such countries or regions and may negatively impact the performance of a Fund with exposure to those countries or regions.

Risk of Investing in China. Investments in Chinese securities, including certain Hong Kong-listed and U.S.-listed securities, subject a Fund to risks specific to China. China is subject to a considerable degree of economic, political and social instability.

Political and Social Risk. The Chinese government is authoritarian and has periodically used force to suppress civil dissent. Disparities of wealth and the pace of economic liberalization may lead to social turmoil, violence and labor unrest. In addition, China continues to experience disagreements related to integration with Hong Kong and religious and nationalist disputes in Tibet and Xinjiang. There is also a greater risk in China than in many other countries of currency fluctuations, currency non-convertibility, interest rate fluctuations and higher rates of inflation as a result of internal social unrest or conflicts with other countries. Unanticipated political or social developments may result in sudden and significant investment losses. China's income inequality, rapidly aging population and significant environmental issues also are factors that may affect the Chinese economy.

Government Control and Regulations. Despite the Chinese government's implementation of economic and market reforms in recent decades, government control over certain sectors and enterprises and significant regulation of investment and industry are still pervasive. China has restrictions on investment in companies or industries deemed to be sensitive to particular national interests, trading of securities of Chinese issuers, foreign ownership of Chinese corporations and/or the repatriation of assets by foreign investors. Restrictions on foreign ownership of Chinese securities may have adverse effects on a Fund's liquidity and performance and could lead to higher tracking error. Chinese government intervention in the market may have a negative impact on market sentiment, which may in turn affect the performance of the Chinese economy and a Fund's investments. Chinese markets generally continue to experience inefficiency, lack of publicly available information, and political and social instability and may be subject to volatility and pricing anomalies resulting from governmental influence. Chinese companies, such as those in the financial services, technology and potentially other sectors, are also subject to the risk that Chinese authorities can intervene in their operations and structure, which may negatively affect the value of a Fund's investments.

Economic Risk. The Chinese economy is highly reliant on trade and may be adversely affected by, among other things, a deterioration in global demand and spending for Chinese exports or a contraction in spending on domestic goods by Chinese consumers. The institution of

additional tariffs or other trade barriers (including as a result of heightened trade tensions between China and the U.S. or in response to actual or alleged Chinese cyber activity) or a downturn in any of the economies of China's key trading partners may have an adverse impact on the Chinese economy and companies in which a Fund invests. The current political climate has intensified concerns about a potential trade war between China and the U.S. as each country has imposed tariffs on the other. These actions and their consequences (which are difficult to predict) could have a negative impact on a Fund's performance. It is unclear whether further tariffs or other escalating actions may occur.

In addition, certain Chinese companies (which may change from time to time) are directly or indirectly subject to economic or trade restrictions imposed by the U.S. or other governments due to national security, human rights or other concerns of such government. For example, certain foreign technology companies are subject to export controls as those companies are believed to pose a risk to U.S. interests. The U.S. also bans imports of goods produced in certain regions of China or by certain Chinese companies due to concerns about forced labor. Such restrictions may have unanticipated and adverse effects on the Chinese economy and companies. Any action that targets Chinese financial markets or securities exchanges could interfere with orderly trading, delay settlement or cause market disruptions. A Fund's Underlying Index may include companies that are subject to economic or trade restrictions (but not investment restrictions) imposed by the U.S. or other governments. So long as these restrictions do not include restrictions on investments, a Fund is generally expected to invest in such companies, consistent with its objective to track the performance of its Underlying Index. Other economic challenges for China include indebtedness, weak consumer demand, and an aging population. China continues to face pressure from its trading partners over its exporting of its excess industrial capacity and overall approach to economic management.

Expropriation Risk. The Chinese government maintains a major role in economic policymaking, and investing in China involves risk of loss due to expropriation, nationalization, confiscation of assets and property or the imposition of restrictions on foreign investments and on repatriation of capital invested.

Security Risk. China has strained international relations with Taiwan, Japan, the Philippines, India, and other neighbors due to territorial disputes, historical animosities, defense concerns and other security concerns. China has a complex territorial dispute regarding the sovereignty of Taiwan and has pledged to take control of Taiwan, including by force if necessary. The Chinese military has conducted military drills around Taiwan in connection with China's claim to Taiwan. Taiwan-based companies and individuals are significant investors in China. Continuing hostility between China and Taiwan may have an adverse impact on their economies and markets and on the value of a Fund's investments in China, Taiwan or the region, may cause a suspension in a Fund's ability to trade in certain securities or other assets, or may otherwise make such investments impracticable or impossible. Frictions between China and the Philippines in the South China Sea pose a risk of escalation potentially leading to military conflict.

Additionally, China is alleged to have participated in state-sponsored cyberattacks against foreign companies and foreign governments. Actual and threatened responses to such activity and strained international relations, including purchasing restrictions, sanctions, export controls, tariffs or cyberattacks on the Chinese government or Chinese companies, may impact China's economy and Chinese issuers in which a Fund invests. It may be impossible or impracticable for a Fund to hold, transact in or value securities of sanctioned companies, and there may be a significant decrease in the valuation of such securities. Relations between China's Han ethnic majority and other ethnic groups in China, including Tibetans and Uighurs, are also strained and have been marked, historically, by protests and violence. These situations may cause uncertainty in the Chinese markets and may adversely affect the Chinese economy. In addition, conflict on the Korean Peninsula could adversely affect the Chinese economy. Such risks, among others, may adversely affect the value of a Fund's investments.

Chinese Equity Markets. There are several types of Chinese equity securities, including H-shares, A-shares, B-shares, Red-Chips and/or P-Chips. The issuance of B-shares and H-shares by Chinese companies and the ability to obtain a "back-door listing" through Red-Chips or P-Chips is still regarded by the Chinese authorities as an experiment in economic reform. "Back-door listing" is a means by which a mainland Chinese company issues Red-Chips or P-Chips to obtain quick access to international listing and international capital. These share mechanisms are subject to the political and economic policies in China. In the Chinese securities markets, a small number of issuers may represent a large portion of the entire market. The Chinese securities markets also may be subject to more frequent trading halts, low trading volume and price volatility.

Hong Kong Political Risk. Hong Kong reverted to Chinese sovereignty on July 1, 1997 as a Special Administrative Region ("SAR") of the People's Republic of China ("PRC") under the principle of "one country, two systems." Although China is obligated by treaty to maintain the current capitalist economic and social system of Hong Kong through June 30, 2047, the continuation of economic and social freedoms enjoyed in Hong Kong is dependent on the government of China. Hong Kong has experienced protests and unrest related to China's control, and tensions have increased between China and Hong Kong. Due to the interconnected nature of the Hong Kong and Chinese economies, instability in Hong Kong may adversely affect the Hong Kong and Chinese markets. Other countries' perceptions of the degree of convergence between China and Hong Kong, such as with respect to trade, and resulting actions also may impact both economies. In addition, the Hong Kong dollar trades at a fixed exchange rate in relation to (or is "pegged" to) the U.S. dollar, which has contributed to the growth and stability of the Hong Kong economy. However, it is uncertain how long the currency peg will continue or what effect the establishment of an alternative exchange rate system would have on Hong Kong's economy. Such a change could result in a decline in a Fund's NAV because the NAV is denominated in U.S. dollars.

Limited Information, Legal Remedies and VIE Structure Risk. Chinese companies, including Chinese companies that are listed on U.S. exchanges, are not subject to the same degree of regulatory requirements, accounting standards or auditor oversight as companies in more developed countries. As a result, information about the Chinese securities in which the Fund invests may be less reliable or complete.

Chinese companies with securities listed on U.S. exchanges may be delisted if they do not meet U.S. accounting standards and auditor oversight requirements, or for other reasons, which would significantly decrease the liquidity and value of the securities. There may be significant obstacles to obtaining information necessary for investigations into or litigation against Chinese companies, and shareholders may have limited legal remedies. The Funds do not select investments based on investor protection considerations.

Many Chinese companies listed on U.S. exchanges use variable interest entities or “VIEs” in their structure as a result of foreign ownership restrictions. In a VIE structure, a Chinese operating company establishes a shell company in another jurisdiction to issue stock to public shareholders. When a VIE structure is used by a Chinese company to list its stock in the U.S., instead of owning the equity securities of the Chinese company, the U.S.-listed shell company directly or indirectly enters into contracts with the Chinese operating company under Chinese law. These contracts provide the U.S.-listed shell company with only economic exposure to the Chinese company and do not represent equity ownership in the operating company.

While VIEs are a longstanding practice that is well known to Chinese officials and regulators, they have not been formally recognized under Chinese law. The Chinese government has provided guidance to and placed restrictions on Chinese-based companies raising capital offshore, including through VIEs. In 2023, the China Securities Regulatory Commission (“CSRC”) released new rules that permit the use of VIE structures, provided they abide by Chinese laws and register with the CSRC. The rules, however, may cause Chinese companies to undergo greater scrutiny and add costs to VIE structures. Intervention, rulemaking or guidance by the Chinese government with respect to VIE structures or the non-enforcement of VIE-related contractual rights could significantly affect the operating company’s business in China, the enforceability of the U.S.-listed shell company’s contractual arrangements with the Chinese company and the value of the U.S.-listed stock. Further, the VIE contractual arrangement would likely be subject to Chinese law and jurisdiction, and remedies available to the U.S.-listed shell company are uncertain and could be ineffective. Any change in the operations of entities in a VIE structure, the status of VIE contractual arrangements or the legal or regulatory environment in China, generally or with respect to specific industries, could result in significant, and possibly permanent and/or total, losses to a Fund.

Risk of Investing in the China Bond Market. A Fund’s investment in the China Interbank Bond Market occurs through the Bond Connect trading channel, which allows eligible foreign investors to trade electronically between the mainland China and Hong Kong markets. Bonds traded through Bond Connect are settled and custodied through a link between CMU, as an offshore custody agent, and China Central Depository & Clearing (“CCDC”) and Shanghai Clearing House (“SCH”), as onshore custodians and clearing institutions in the PRC. All bonds traded by eligible foreign investors through Bond Connect are registered in the name of CMU, which holds such bonds as a nominee owner. A Fund is thus exposed to custody risks with respect to CMU. In addition, the relevant filings, registration with the People’s Bank of China, and account opening must be carried out by third parties, including CMU, CCDC, and SCH. A Fund is thus subject to the risks of default, errors and omissions by such third parties and may have limited remedies or no legal recourse at all to cure any defaults, errors and omissions.

The precise nature and rights of a Fund as the beneficial owner of bonds traded in the China Interbank Bond Market through CMU as nominee are relatively new and untested areas of PRC law. The definition of, and distinction between, legal ownership and beneficial ownership under PRC law differs from that in the U.S. and other developed market jurisdictions, and there have been few cases involving a nominee account structure in the PRC courts. As a result, the rights of beneficial owners are uncertain. The exact nature of a Fund’s remedies and methods of enforcement of its rights and interests under PRC law are also uncertain.

Market volatility and potential lack of liquidity due to low trading volume of certain bonds in the China Interbank Bond Market may result in the prices of certain bonds fluctuating significantly. A Fund that invests in the China Interbank Bond Market is therefore subject to liquidity and volatility risks. The bid-ask spreads of the prices of securities may be large, and a Fund may therefore incur significant costs and may suffer losses when selling such investments. Bonds traded in the China Interbank Bond Market may be difficult or impossible to sell on a timely basis or at all, which may impact a Fund’s ability to acquire or dispose of such securities at their expected prices.

Investing in the China Interbank Bond Market through Bond Connect is also subject to regulatory risks. The relevant laws and regulations are subject to change, which may have retrospective effect. There can be no assurance that Bond Connect or its features or systems will not be materially altered, suspended, discontinued or abolished. Furthermore, the securities regulation regimes and legal systems of the PRC and Hong Kong differ significantly, and issues may arise based on these differences. If the relevant authorities were to suspend account opening or trading on the China Interbank Bond Market, a Fund’s ability to invest in that market would be adversely affected, limited, or curtailed altogether. In such event, the Fund’s ability to achieve its investment objective would be negatively affected and, after exhausting other trading alternatives, the Fund may suffer substantial losses. Further, if Bond Connect is not operating, a Fund may not be able to acquire or dispose of bonds in a timely manner, which could adversely affect its performance.

There is no assurance that Bond Connect trading platforms and operational systems will function as expected or will continue to be adapted to changes and developments in the market. If a relevant system does not function as expected, trading through Bond Connect may be disrupted, and a Fund’s ability to pursue its investment strategy may therefore be adversely affected. In addition, trading through Bond Connect involves the risk of delays inherent in order placing and settlement systems.

Bond Connect trades are settled in Chinese currency, the renminbi (“RMB”). This means that a Fund is exposed to currency risk, and it cannot be guaranteed that investors will have timely access to a reliable supply of RMB. The RMB consists of an onshore RMB (“CNY”) and an offshore RMB (“CNH”). The CNY is the official currency of the PRC and is the currency of denomination for all financial transactions between individuals, the state and corporations in the PRC. The CNH market is traded officially and regulated jointly by the Hong Kong Monetary Authority and the PBOC. Because CNY and CNH are traded in different and separate markets, they can be subject to different

liquidity constraints and market forces, and their valuations can vary. Any RMB-denominated bonds included in a Fund's Underlying Index use CNY as the base currency. As a result, to the extent that a Fund holds RMB-denominated instruments in CNH, it could be subject to tracking error and transaction costs associated with converting from CNH to CNY (and vice versa).

Under prevailing tax regulations, a 10% withholding tax is imposed on PRC-sourced dividends and interest from non-government bonds paid to a Fund unless the rate is reduced under an applicable tax treaty. Value added tax ("VAT") is levied on certain income derived by a Fund, including interest income from non-government bonds and trading gains, unless specifically exempted by the PRC tax authorities. VAT exemptions currently apply to debt securities traded in the China Interbank Bond Market. On November 22, 2018, the PRC's Ministry of Finance and State Administration of Taxation jointly issued Circular 108 providing foreign institutional investors with a temporary exemption from withholding income tax and VAT with respect to interest income derived from non-government bonds in the domestic bond market for the period from November 7, 2018 to November 6, 2021. On November 26, 2021, the PRC's Ministry of Finance and State Administration of Taxation jointly issued Circular 34 to extend the tax exemption period provided in Circular 108 to December 31, 2025. Circular 108 is silent on the PRC tax treatment with respect to non-government bond interest derived prior to November 7, 2018. There is a risk the PRC tax authorities may withdraw the temporary tax exemptions and seek to collect withholding income tax and VAT on interest income from non-government bonds to a Fund without prior notice. If the tax exemptions are withdrawn, any taxes arising from or to a Fund may be directly borne by, or indirectly passed on to, the Fund, which may substantially impact its NAV. As with any NAV adjustment, investors may be advantaged or disadvantaged depending on when the investors purchased or sold shares of the Fund. Any changes in PRC tax law, future clarifications thereof, and/or subsequent retroactive enforcement by the PRC tax authorities may result in a loss that could be material to a Fund. BFA will keep the provisioning policy for tax liability under review and may, in its discretion from time to time, make a provision for potential tax liabilities if in its opinion such provision is warranted or as further publicly clarified by the PRC.

Risk of Investing in Developed Countries. Investment in developed country issuers will subject a Fund to legal, regulatory, political, currency, security, economic and other risks associated with developed countries. Developed countries generally tend to rely on services sectors (e.g., the financial services sector) as the primary means of economic growth. A prolonged slowdown in one or more services sectors is likely to have a negative impact on economies of certain developed countries, although economies of individual developed countries can be impacted by slowdowns in other sectors. In the past, certain developed countries have been targets of terrorism, and some geographic areas in which a Fund invests have experienced strained international relations due to territorial disputes, historical animosities, defense concerns and other security concerns. These situations may cause uncertainty in the financial markets in these countries or geographic areas and may adversely affect the performance of the issuers to which a Fund has exposure. Heavy regulation of certain markets, including labor and product markets, may have an adverse effect on certain issuers. Such regulations may negatively affect economic growth or cause prolonged periods of recession. Many developed countries are heavily indebted and face rising healthcare and retirement expenses. In addition, price fluctuations of certain commodities and regulations impacting the import of commodities may negatively affect developed country economies.

Risk of Investing in the U.S. Investing in U.S. issuers involves legal, regulatory, political, currency, security, and economic risks that are specific to the U.S. A decrease in imports or exports, changes in trade regulations, inflation, an economic recession, financial system stress, or political turmoil, among other risks, may have an adverse effect on the U.S. economy and the securities listed on U.S. exchanges. The U.S. is also subject to the risk of natural disasters, such as droughts, earthquakes, fires and floods. U.S. security risks include acts of terrorism, internal unrest and a deterioration in relations between the U.S. and certain countries. Any of these may adversely affect the U.S. economy, financial markets or issuers.

Governmental agencies project that the U.S. will maintain elevated public debt levels for the foreseeable future. Although elevated debt levels do not necessarily indicate or cause economic problems, the costs of servicing such debt may constrain future economic growth. Circumstances could arise that could prevent the timely payment of interest or principal on U.S. government debt, such as reaching the legislative "debt ceiling." Such non-payment would result in substantial negative consequences for the U.S. economy and the global financial system.

Securities Lending Risk. A Fund may engage in securities lending. Securities lending involves the risk that a Fund may lose money because the borrower of the loaned securities fails to return the securities in a timely manner or at all. A Fund could also lose money in the event of a decline in the value of collateral provided for loaned securities or a decline in the value of any investments made with cash collateral. These events could also trigger adverse tax consequences for a Fund.

Small Fund Risk. When a Fund's size is small, the Fund may experience low trading volume and wide bid/ask spreads. A Fund's performance near its inception date may not represent how the Fund will perform in the future or with a larger asset base. A Fund that holds fixed-income securities may buy smaller-sized bonds known as "odd lots," which may be purchased or sold at a discount to similar "round lot" bonds. The prices used by the Fund may differ from the value that would be realized if these securities were sold, and the impact of such pricing differences on a Fund's performance may be heightened when the Fund's size is small. In addition, a Fund may face the risk of being delisted if it does not meet certain requirements set by the listing exchange. If a Fund were required to delist from the listing exchange, the Fund's value may rapidly decline and its performance may be negatively impacted. Any resulting liquidation of a Fund could lead to elevated transaction costs for the Fund and negative tax consequences for its shareholders.

Technology Companies Risk. Technology companies and companies that rely heavily on technological advances may have limited product lines, markets, financial resources and personnel. These companies may face rapid product obsolescence as well as unexpected risks and costs related to new product introduction and technological developments, such as artificial intelligence and machine learning. Technology

companies may be adversely affected by disruptions to supply chains and distribution networks as well as issues at third-party partners. They are heavily dependent on patent and other intellectual property rights, and the loss or impairment of these rights may adversely affect their profitability. Technology companies may face increased government scrutiny and may be subject to adverse government or legal action. These companies also may be adversely affected by, among other things, actual or perceived security vulnerabilities or other defects in their products and services, which may result in lawsuits, government enforcement actions and other remediation costs.

Tracking Error Risk. A Fund that tracks an index is subject to the risk of “tracking error,” which is the divergence of a Fund’s performance from that of the Underlying Index. Tracking error may occur due to a number of factors, including differences between the securities and other assets held in a Fund’s portfolio and those included in the Underlying Index; differences in the timing and methodologies used to value securities and other assets; transaction costs and other expenses incurred by a Fund that the Underlying Index does not incur; a Fund’s holding of uninvested cash; differences in the timing of the accrual or the valuation of dividends or interest received by a Fund or distributions paid to Fund shareholders; tax gains or losses; differences between the amount and/or timing of withholding taxes on dividends reflected in the Underlying Index from a Fund’s obligation, if any, for foreign withholding taxes; the requirements for a Fund to maintain pass-through tax treatment; portfolio transactions carried out to minimize the distribution of capital gains to shareholders; the acceptance of custom baskets; changes to the Underlying Index, such as during a rebalancing or reconstitution; and impacts to a Fund of complying with certain regulatory requirements or limits. A Fund that tracks an index composed of a large number of securities or other assets may experience greater tracking error than a Fund that tracks a more narrow index. Tracking error risk may be heightened during times of increased market volatility or other unusual market conditions.

Utility Companies Risk. Utility infrastructure often requires significant capital expenditures, and utility companies may face high interest costs and difficulty in raising capital. Technological innovations may render existing equipment or products obsolete, and companies may experience difficulty in obtaining regulatory approval of new technologies. Utility operations may be disrupted by events that target or damage utility infrastructure, including natural disasters and cyber or other attacks. Utilities companies may be adversely affected by volatility in the price of certain energy resources.

Utility companies face risks from government regulation and oversight as well as from deregulation (if applicable). Regulators may monitor and control companies’ revenues and costs. There is no assurance that regulators will grant rate increases or that rate levels will be adequate to permit the payment of stock dividends or bond coupon payments. In addition, there may be regulatory restrictions on the ability of utility companies to enter new lines of business and geographic areas. Utility companies incur costs in complying with environmental and other regulations and may face significant challenges in obtaining regulatory approval for certain projects, such as nuclear power plants. Utility companies are at risk of liability for environmental harm and other types of damages. Energy conservation, climate change and other sustainability policies also may impact utility companies. Deregulation may subject companies to greater competition, may adversely affect their profitability and may lead them to engage in riskier ventures.

Valuation Risk. The price that a Fund could receive upon the sale (or other disposition) of a security or other asset may differ from the Fund’s valuation of the security or other asset, particularly for securities or other assets that trade in low volume or volatile markets or that are valued using a fair value methodology. The price received by a Fund also may differ from the value used by the Underlying Index (if applicable). Because non-U.S. exchanges or markets may be open on days or during time periods when a Fund does not price its shares, the value of the securities or other assets in a Fund’s portfolio may change on days or during time periods when investors are not able to purchase or sell Fund shares.

In addition, for purposes of calculating a Fund’s NAV, the value of assets denominated in non-U.S. currencies (if any) is translated into U.S. dollars at the prevailing market rates. For a Fund that tracks an Underlying Index, this may result in a difference between the prices used to calculate the Fund’s NAV and the prices used by the Underlying Index, which, in turn, could result in a difference between the Fund’s performance and the performance of the Underlying Index. Authorized Participants that create or redeem Fund shares on days when a Fund is holding fair-valued securities or other assets may receive fewer or more shares, or lower or higher redemption proceeds, than they would have received had the securities or other assets not been fair valued or been valued using a different methodology. The ability to value investments may be impacted by technological issues or errors by pricing services or other third-party service providers.

Portfolio Holdings Information

A description of the policies and procedures with respect to the disclosure of the Funds’ portfolio securities and other assets (as applicable) is available in the applicable Statement of Additional Information (“SAI”). Each Fund discloses its portfolio holdings daily at www.iShares.com. Fact sheets providing information about each Fund’s top holdings are posted on www.iShares.com when available and may be requested by calling 1-800-iShares (1-800-474-2737).

Management of the Funds

Investment Adviser

As investment adviser, BFA has overall responsibility for the general management and administration of the Funds. BFA provides an investment program for the Funds and manages the investment of the Funds’ assets. In seeking to achieve the Funds’ respective investment objectives, BFA uses teams of portfolio managers, investment strategists and other investment specialists and may draw upon the trading, research and expertise of its affiliates. This team approach brings together many disciplines and leverages BFA’s extensive resources.

BFA is a consolidated subsidiary of BlackRock, Inc. (“BlackRock”) and is located at 400 Howard Street, San Francisco, CA 94105. As of December 31, 2025, BFA and its affiliates provided investment advisory services for assets of approximately \$14.0 trillion.

From time to time, an employee of BlackRock may express views regarding a particular security or other instrument, asset class, company, industry, or market sector. Such views are the views of only that individual as of the time expressed. They do not necessarily represent the views of BlackRock or any other person within the BlackRock organization. Such views may change at any time based upon market or other conditions, and BlackRock has no responsibility to update such views. You should not rely on any such views as investment advice or as an indication of trading intent on behalf of a Fund.

Fees and Expenses

Pursuant to the Investment Advisory Agreement between BFA and the Trust (entered into on behalf of the Funds), BFA is responsible for substantially all expenses of each Fund, except the management fees, interest expenses, taxes, expenses incurred with respect to the acquisition and disposition of portfolio securities and the execution of portfolio transactions, including brokerage commissions, distribution fees or expenses, and litigation expenses and any extraordinary expenses (as determined by a majority of the Trustees who are not “interested persons” of the Trust). Operating expenses paid by BFA under the Investment Advisory Agreement exclude Acquired Fund Fees and Expenses, if any.

A discussion regarding the basis for the approval by the Board of the Investment Advisory Agreement with BFA is available in the Funds’ Form N-CSR filed with the SEC for the period ended October 31 or, for iShares iBonds 2032 Term High Yield and Income ETF and iShares iBonds Dec 2035 Term Corporate ETF, for the period ended April 30 and in the applicable financial statements and additional information documents posted at www.iShares.com.

For its investment advisory services to each Fund, for the fiscal year ended October 31, 2025, BFA was paid a management fee from each Fund, as a percentage of the Fund’s average daily net assets, net of any applicable waivers, at the annual rate set forth in the table below. If BFA has contractually agreed to waive a portion of its management fees for a Fund, the contractual waiver may be terminated prior to its expiration date only upon written agreement of the Trust and BFA. In addition, BFA may from time to time voluntarily waive and/or reimburse fees or expenses to reduce a Fund’s total annual fund operating expenses (excluding Acquired Fund Fees and Expenses, if any). Any such voluntary waiver or reimbursement may be eliminated by BFA at any time.

Fund	Management Fee
iShares iBonds 2026 Term High Yield and Income ETF	0.35% ¹
iShares iBonds 2027 Term High Yield and Income ETF	0.35% ¹
iShares iBonds 2028 Term High Yield and Income ETF	0.35% ¹
iShares iBonds 2029 Term High Yield and Income ETF	0.35% ¹
iShares iBonds 2030 Term High Yield and Income ETF	0.35% ¹
iShares iBonds 2031 Term High Yield and Income ETF	0.35% ¹
iShares iBonds 2032 Term High Yield and Income ETF	0.35% ¹
iShares iBonds Dec 2026 Term Corporate ETF	0.10% ¹
iShares iBonds Dec 2027 Term Corporate ETF	0.10% ¹
iShares iBonds Dec 2028 Term Corporate ETF	0.10% ¹
iShares iBonds Dec 2029 Term Corporate ETF	0.10% ¹
iShares iBonds Dec 2030 Term Corporate ETF	0.10% ¹
iShares iBonds Dec 2031 Term Corporate ETF	0.10% ¹
iShares iBonds Dec 2032 Term Corporate ETF	0.10% ¹
iShares iBonds Dec 2033 Term Corporate ETF	0.10% ¹
iShares iBonds Dec 2034 Term Corporate ETF	0.10% ¹
iShares iBonds Dec 2035 Term Corporate ETF	0.10% ¹

¹ BFA has contractually agreed to waive a portion of its management fees in an amount equal to the Acquired Fund Fees and Expenses, if any, attributable to investments by the Fund in other funds advised by BFA or its affiliates through the termination date of the Fund. The contractual waiver may be terminated prior to the Fund’s termination only upon the written agreement of the Trust and BFA.

Portfolio Managers

The Portfolio Managers for each Fund are responsible for various functions related to portfolio management, including, but not limited to, investing cash inflows, coordinating with members of their respective portfolio management teams to focus on certain asset classes, implementing investment strategy, researching and reviewing investment strategy and overseeing members of their respective teams who have more limited responsibilities.

Jonathan Graves, James Mauro and Marcus Tom are primarily responsible for the day-to-day management of the Funds.

Jonathan Graves has been employed by BFA or its affiliates as a senior portfolio manager since 2003. He is a Managing Director of BlackRock, Inc.

James Mauro has been employed by BFA or its affiliates as a portfolio manager since 2011. He is a Managing Director of BlackRock, Inc.

Marcus Tom has been employed by BFA or its affiliates as a senior portfolio manager since 2000. He is a Director of BlackRock, Inc.

Each Fund's SAI provides additional information about the Portfolio Managers' compensation, other accounts managed by the Portfolio Managers and the Portfolio Managers' ownership (if any) of shares of the Funds.

Administrator, Custodian and Transfer Agent

The administrator, custodian and transfer agent for each Fund is indicated in the table below.

Fund	The Bank of New York Mellon	Citibank, N.A.	JPMorgan Chase Bank, N.A.	State Street Bank and Trust Company
iShares iBonds 2026 Term High Yield and Income ETF*				✓
iShares iBonds 2027 Term High Yield and Income ETF*				✓
iShares iBonds 2028 Term High Yield and Income ETF			✓	
iShares iBonds 2029 Term High Yield and Income ETF			✓	
iShares iBonds 2030 Term High Yield and Income ETF			✓	
iShares iBonds 2031 Term High Yield and Income ETF*				✓
iShares iBonds 2032 Term High Yield and Income ETF			✓	
iShares iBonds Dec 2026 Term Corporate ETF*				✓
iShares iBonds Dec 2027 Term Corporate ETF*				✓
iShares iBonds Dec 2028 Term Corporate ETF*				✓
iShares iBonds Dec 2029 Term Corporate ETF*				✓
iShares iBonds Dec 2030 Term Corporate ETF*				✓
iShares iBonds Dec 2031 Term Corporate ETF*				✓
iShares iBonds Dec 2032 Term Corporate ETF			✓	
iShares iBonds Dec 2033 Term Corporate ETF			✓	
iShares iBonds Dec 2034 Term Corporate ETF*				✓
iShares iBonds Dec 2035 Term Corporate ETF			✓	

* JPMorgan Chase Bank, N.A. serves as custodian for the Fund in connection with certain securities lending activities.

Conflicts of Interest

The investment activities of BFA and its affiliates (including BlackRock and its subsidiaries (collectively, the "Affiliates")), and their respective directors, officers or employees, in managing their own accounts and other accounts, may present conflicts of interest that could disadvantage a Fund and its shareholders.

BFA and its Affiliates are involved worldwide with a broad spectrum of financial services and asset management activities and in the ordinary course of business may engage in activities in which their interests or the interests of other clients may conflict with those of a Fund. BFA and its Affiliates act, or may act, as an investor, research provider, investment manager, commodity pool operator, commodity trading advisor, financier, underwriter, adviser, trader, lender, index provider, agent and/or principal. BFA and its Affiliates may have other direct and indirect interests in securities, currencies, commodities, derivatives and other assets in which a Fund may directly or indirectly invest.

BFA and its Affiliates may engage in proprietary trading and advise accounts and other funds that have investment objectives similar to those of a Fund and/or that engage in and compete for transactions in the same or similar types of securities, currencies and other assets as are held by a Fund. This may include transactions in securities issued by other open-end and closed-end investment companies, including investment companies that are affiliated with the Fund and BFA, to the extent permitted under the Investment Company Act of 1940, as amended (the "1940 Act"). The trading activities of BFA and its Affiliates are carried out without reference to positions held directly or indirectly by a Fund. These activities may result in BFA or an Affiliate having positions in assets that are senior or junior to, or that have interests different from or adverse to, the assets held by a Fund.

A Fund may invest in securities issued by, or engage in other transactions with, entities with which an Affiliate has significant debt or equity investments or other interests. A Fund may also invest in issuances (such as debt offerings or structured notes) for which an Affiliate is

compensated for providing advisory, cash management or other services. A Fund also may invest in securities of, or engage in other transactions with, entities for which an Affiliate provides or may provide research coverage or other analysis.

An Affiliate may have business relationships with, and receive compensation from, distributors, consultants or others who recommend a Fund or who engage in transactions with or for a Fund.

Neither BlackRock nor any Affiliate is under any obligation to share any investment opportunity, idea or strategy with a Fund. As a result, an Affiliate may compete with a Fund for appropriate investment opportunities. The results of a Fund's investment activities, therefore, may differ from those of an Affiliate and of other accounts managed by an Affiliate. It is possible that a Fund could sustain losses during periods in which one or more Affiliates and other accounts achieve profits on their trading for proprietary or other accounts. The opposite result is also possible.

In addition, a Fund may enter into transactions in which BFA or an Affiliate or their directors, officers, employees or clients have an adverse interest. A Fund may be adversely impacted by the effects of transactions undertaken by BFA or an Affiliate or their directors, officers, employees or clients.

From time to time, BlackRock or its advisory clients (including other funds and accounts) may, subject to compliance with applicable law, purchase and hold shares of a Fund. The price, availability, liquidity, and (in some cases) expense ratio of a Fund may be impacted by purchases and sales of the Fund by BlackRock or its advisory clients.

A Fund's activities may be limited because of regulatory restrictions applicable to BFA or an Affiliate or their policies designed to comply with such restrictions.

Under a securities lending program approved by the Board, the Funds have retained BTC, an Affiliate of BFA, to serve as their securities lending agent to the extent that they participate in the securities lending program. For these services, the securities lending agent will receive a fee from the participating Fund based on the returns earned on the Fund's lending activities, including investment of the cash received as collateral for the loaned securities. In addition, one or more Affiliates may be among the entities to which a Fund may lend its portfolio securities under the securities lending program.

Under an ETF Services Agreement, certain Funds have retained BlackRock Investments, LLC (the "Distributor" or "BRIL"), an Affiliate of BFA, to perform certain order processing, Authorized Participant communications, and related services in connection with the issuance and redemption of Creation Units ("ETF Services"). BRIL has engaged Citibank, N.A. ("Citibank") as a subcontractor to provide certain ETF Services. BRIL retains a portion of the standard transaction fee received from Authorized Participants on each creation or redemption order from the Authorized Participant for the ETF Services provided. BlackRock collaborated with, and received payment from, Citibank on the design and development of the ETF Services platform. Citibank has, and from time to time may develop, additional relationships with BlackRock or funds managed by BFA and its Affiliates.

BlackRock and its Affiliates may benefit from a Fund using a BlackRock index by creating increasing acceptance in the marketplace for such indexes. BlackRock and its Affiliates are not obligated to license an index to a Fund, and no Fund is under an obligation to use a BlackRock index. The terms of a Fund's index licensing agreement with BlackRock or its Affiliates may not be as favorable as the terms offered to other licensees.

The activities of BFA and its Affiliates and their respective directors, officers or employees may give rise to other conflicts of interest that could disadvantage a Fund and its shareholders. BFA has adopted policies and procedures designed to address these potential conflicts of interest. Please see the SAI for further information.

Shareholder Information

Additional shareholder information, including how to buy and sell shares of the Funds, is available free of charge by calling toll-free 1-800-iShares (1-800-474-2737) or visiting www.iShares.com.

Buying and Selling Shares

Transactions in shares of the Funds occur in the primary market and the secondary market. Primary market transactions, known as "creations" and "redemptions," occur only between the Funds and Authorized Participants (*i.e.*, financial institutions that are authorized to participate in such transactions), as described in the *Creations and Redemptions* section below.

Fund shares are listed on U.S. national securities exchanges, where they can be bought and sold throughout the trading day at market prices, like shares of other publicly traded companies. A Fund's shares may also be available in other secondary markets, such as on non-U.S. exchanges and through funds or structured investment vehicles similar to depositary receipts. The Funds do not impose any minimum investment for Fund shares purchased on an exchange or otherwise in the secondary market.

Buying or selling Fund shares on an exchange or other secondary market generally involves two types of costs that are common in securities transactions. First, when buying or selling Fund shares through a broker, you may incur a brokerage commission and other charges. The commission is frequently a fixed amount; it may be a significant proportional cost if you are seeking to buy or sell small amounts of shares. Second, you may incur the cost of the "spread," which is any difference between the bid price and the ask price for the shares. The spread

varies over time based on a Fund's trading volume and market liquidity. Generally, the spread is smaller if a Fund has high trading volume and market liquidity, and larger if a Fund has lower trading volume and market liquidity. The latter is often the case for newly launched or smaller funds. A Fund's spread may also be impacted by the liquidity (or lack thereof) of the underlying securities or other assets held by the Fund, particularly for newly launched or smaller funds, or by instances of significant volatility of the underlying assets.

The U.S. national securities exchanges that list Fund shares are open for trading Monday through Friday and are closed on weekends and the following holidays (or the days on which they are observed): New Year's Day, Martin Luther King Jr. Day, Presidents' Day, Good Friday, Memorial Day, Juneteenth, Independence Day, Labor Day, Thanksgiving Day and Christmas Day.

Investments in Investment Companies

Section 12(d)(1) of the 1940 Act generally restricts investments by investment companies, including foreign and unregistered investment companies, in the securities of other investment companies. For example, a registered investment company (the "Acquired Fund"), such as the Funds, may not knowingly sell or otherwise dispose of any security issued by the Acquired Fund to any investment company (the "Acquiring Fund") or any company or companies controlled by the Acquiring Fund if, immediately after such sale or disposition: (i) more than 3% of the total outstanding voting stock of the Acquired Fund is owned by the Acquiring Fund and any company or companies controlled by the Acquiring Fund, or (ii) more than 10% of the total outstanding voting stock of the Acquired Fund is owned by the Acquiring Fund and other investment companies and companies controlled by them.

Notwithstanding the foregoing, registered investment companies are permitted to invest in a Fund beyond the limits set forth in Section 12(d)(1), subject to certain terms and conditions set forth in Rule 12d1-4 under the 1940 Act. To make such an investment in an Acquired Fund, a registered investment company must, among other things, enter into an agreement with the Trust. If an Acquired Fund invests significantly in other registered investment companies in reliance on Rule 12d1-4, an Acquiring Fund will not be permitted to rely on Rule 12d1-4 and invest in the Fund beyond the Section 12(d)(1) limits. Any investment company interested in purchasing shares of a Fund beyond the limits set forth in Section 12(d)(1) should contact BFA.

Foreign investment companies are permitted to invest in a Fund only up to the limits set forth in Section 12(d)(1), subject to any applicable SEC no-action relief.

Book Entry

Shares of the Funds are held in book-entry form, which means that no stock certificates are issued. The Depository Trust Company ("DTC"), which serves as the securities depository for shares of the Funds, or its nominee is the record owner of, and holds legal title to, all outstanding shares of the Funds.

Investors owning Fund shares are beneficial owners as shown on the records of DTC or its participants. DTC participants include securities brokers and dealers, banks, trust companies, clearing corporations and other institutions that directly or indirectly maintain a custodial relationship with DTC. As a beneficial owner of Fund shares, you are not entitled to receive physical delivery of stock certificates or to have shares registered in your name, and you are not considered a registered owner of shares. Therefore, to exercise any right as an owner of Fund shares, you must rely upon the procedures of DTC and its participants. These procedures are the same as those that apply to any other securities held in book-entry or "street name" form.

Share Prices

The trading prices of a Fund's shares in the secondary market generally differ from the Fund's daily NAV and are affected by various factors, such as the supply of and demand for ETF shares and the securities or other assets held by a Fund as well as other market and economic conditions.

Determination of Net Asset Value

The NAV of a Fund normally is determined once daily Monday through Friday, on each day that the New York Stock Exchange ("NYSE") is open for trading. The NAV generally is determined as of the close of the NYSE's regular trading hours, normally 4:00 p.m. Eastern time, based on prices at the time of closing.

Any Fund assets or liabilities that are denominated in currencies other than the U.S. dollar are translated into U.S. dollars at the prevailing market rates on the date of valuation as quoted by one or more data service providers.

The NAV of a Fund is calculated by dividing the value of the Fund's net assets (*i.e.*, the value of its total assets, including the value of any underlying fund shares in which the Fund invests, less total liabilities) by the total number of outstanding shares of the Fund, generally rounded to the nearest cent. The value of a Fund's assets and liabilities is determined pursuant to BFA's valuation policies and procedures. BFA has been designated by the Board as the valuation designee for each Fund pursuant to Rule 2a-5 under the Investment Company Act.

Equity securities and other equity instruments (except ETF options, equity index options or those that are customized) for which market quotations are readily available are valued at market value, which is generally determined using the last reported official closing price or, if a reported closing price is not available, the last traded price on the exchange or market on which the security or instrument is primarily traded

at the time of valuation. Shares of underlying open-end funds (including money market funds) that are not traded on an exchange are valued at net asset value. Shares of underlying ETFs and closed-end funds that trade on exchanges are valued at their most recent market closing price.

Fixed-income securities and certain derivative instruments are valued using last available bid prices or current market quotations provided by dealers or prices (including evaluated prices) supplied by the Funds' approved independent third-party pricing services, each in accordance with BFA's valuation policies and procedures. Pricing services may use matrix pricing or valuation models that utilize certain inputs and assumptions to derive values. Pricing services generally value fixed-income securities assuming orderly transactions of an institutional round lot size, but a Fund may hold or transact in such securities in smaller odd lot sizes. Odd lots of securities in certain asset classes may trade at lower prices than institutional round lots, and the value ultimately realized when the securities are sold could differ from the prices used by a Fund. The amortized cost method of valuation may be used with respect to debt obligations with 60 days or less remaining to maturity unless BFA determines in good faith that such method does not represent fair value.

Generally, trading in certain instruments (e.g., non-U.S. securities, money market instruments, etc.) is substantially completed each day at various times prior to the close of the NYSE's regular trading hours. The values of such instruments used in computing a Fund's NAV are determined as of such times.

For certain foreign assets, a third-party vendor supplies evaluated, systematic fair value pricing based upon the movement of a proprietary multi-factor model after the relevant foreign markets have closed. This systematic fair value pricing methodology is designed to correlate the prices of foreign assets in one or more non-U.S. markets following the close of the local markets to the prices that might have prevailed as of a Fund's pricing time.

Customized exchange-traded equity options, ETF options, equity index options and other derivatives may be valued using a mathematical model that may incorporate a number of market data factors.

When market quotations are not readily available or are believed by BFA to be unreliable, BFA will fair value a Fund's investments in accordance with its policies and procedures. Fair value represents a good faith approximation of the value of an asset or liability. It is the amount that the Fund might reasonably expect to receive from the current sale of an asset or the cost to extinguish a liability in an arm's-length transaction.

BFA may conclude that a market quotation is not readily available or is unreliable if:

- An asset or liability does not have a price source due to its lack of trading or other reasons;
- A market quotation differs significantly from recent price quotations or otherwise no longer appears to reflect fair value;
- An asset or liability is thinly traded;
- There is a significant event subsequent to the most recent market quotation; or
- The trading market on which an instrument is listed is suspended or closed and no appropriate alternative trading market is available.

A "significant event" is deemed to occur if BFA determines, in its reasonable business judgment prior to or at the time of pricing a Fund's assets or liabilities, that the event is likely to cause a material change to the last exchange closing price or closing market price of one or more of the Fund's assets or liabilities.

Valuing a Fund's investments using fair value pricing may result in prices that differ from current market valuations and that may not be the prices at which those investments could have been sold during the period for which the particular fair values were used. For an index Fund, the use of both fair value prices and current market valuations in a particular NAV calculation could result in a difference between the prices used to calculate a Fund's NAV and the prices used by the Fund's underlying index. This could, in turn, result in a difference between the Fund's performance and the performance of its underlying index.

Dividends and Distributions

General Policies. A Fund generally declares and pays dividends from net investment income, if any, at least once a year. Distributions of net realized securities gains, if any, generally are declared and paid once a year, but the Trust may make distributions on a more frequent basis for a Fund. The Trust reserves the right to declare special distributions if, in its reasonable discretion, such action is necessary or advisable to preserve its status as a regulated investment company ("RIC") or to avoid the imposition of income or excise taxes on undistributed income or realized gains.

Dividends and other distributions on Fund shares are distributed on a pro rata basis to beneficial owners of the shares. Dividend payments and other distributions are made through DTC participants and indirect participants to beneficial owners then of record with proceeds received from the Funds.

Dividend Reinvestment Service. No dividend reinvestment service is provided by the Trust. Broker-dealers may make the DTC book-entry Dividend Reinvestment Program available to beneficial owners of Fund shares for the reinvestment of distributions. Beneficial owners should contact their broker to determine the availability and costs of the service and the details of participation. Brokers may require beneficial owners to adhere to specific procedures and timetables. If the program is used, dividend distributions of both income and realized gains will be automatically reinvested in additional whole Fund shares purchased in the secondary market.

Note on Tax Information. The following sections summarize some of the consequences under current U.S. federal tax law of an investment in a Fund. This information is not a substitute for personal tax advice. You may also be subject to state and local taxation on Fund distributions and sales of Fund shares. Distributions that are attributable to interest from U.S. federal government obligations may be exempt from certain state and local tax. Consult your personal tax advisor about the potential tax consequences of an investment in Fund shares under all applicable tax laws.

Taxes

As with any investment, you should consider how your investment in shares of a Fund will be taxed, including possible tax consequences when a Fund makes distributions or when you sell Fund shares. The tax information in this Prospectus is provided as general information, based on current law. You should consult your own tax professional about the tax consequences of an investment in shares of a Fund. There is no guarantee that shares of a Fund will receive certain regulatory or accounting treatment.

Taxes on Fund Distributions

Shareholders in a Fund will receive information after the end of each calendar year setting forth the amount of dividends and long-term capital gains distributed to them by the Fund during the prior year, if any. Likewise, the amount of tax-exempt income, if any, that a Fund distributes will be reported. Such income must be reported on the shareholder's U.S. federal income tax return.

In general, distributions are subject to U.S. federal income tax for the year when they are paid. Certain distributions paid in January, however, may be treated as paid on December 31 of the prior year.

Capital Gains. Distributions from a Fund's net investment income (other than qualified dividend income or from net tax-exempt income, if any), including distributions of income from securities lending and distributions out of a Fund's net short-term capital gains, if any, are taxable to you as ordinary income. Distributions by a Fund of net long-term capital gains, if any, in excess of net short-term capital losses (capital gain dividends) are taxable to you as long-term capital gains, regardless of how long you have held the Fund's shares. Long-term capital gains and qualified dividend income are generally eligible for taxation at preferential rates for non-corporate shareholders. However, different preferential rates may apply depending on the type of capital gains, such as Fund distributions of certain amounts received from real estate investment trusts ("REITs"), if any.

Return of Capital. If a Fund's distributions exceed current and accumulated earnings and profits, all or a portion of the distributions made in the taxable year may be recharacterized as a return of capital to shareholders. A return of capital distribution generally will not be taxable but will reduce the shareholder's cost basis and result in a higher capital gain or lower capital loss when those shares on which the distribution was received are sold. Once a shareholder's cost basis is reduced to zero, further distributions will be treated as capital gains, if the shareholder holds shares of the Fund as capital assets. Distributions in excess of a Fund's minimum distribution requirements, but not in excess of the Fund's earnings and profits, will be taxable to shareholders and will not constitute nontaxable returns of capital.

Qualified Dividend Income. Distributions by a Fund that qualify as qualified dividend income, if any, are taxable to you at long-term capital gain rates. Dividends will be qualified dividend income to you if they are attributable to qualified dividend income received by a Fund. Generally, qualified dividend income includes dividend income from stock issued by taxable U.S. corporations and qualified non-U.S. corporations, provided that the Fund satisfies certain holding period requirements and has not hedged its position in the stock in certain ways. For this purpose, a qualified non-U.S. corporation means any non-U.S. corporation that is eligible for benefits under a comprehensive income tax treaty with the U.S., which includes an exchange of information program, or if the stock with respect to which the dividend was paid is readily tradable on an established U.S. securities market. The term excludes a corporation that is a passive foreign investment company.

Dividends received by a Fund from a RIC, if any, generally are qualified dividend income only to the extent that such dividend distributions are made out of qualified dividend income received by such RIC. Additionally, it is expected that dividends received by a Fund from a REIT, if any, and distributed to a shareholder generally will be taxable to the shareholder as ordinary income. However, a Fund may report dividends eligible for a 20% "qualified business income" deduction for non-corporate U.S. shareholders to the extent that the Fund's income is derived from ordinary REIT dividends, reduced by allocable Fund expenses.

For a dividend to be treated as qualified dividend income, the dividend must be received with respect to a share of stock held without being hedged by the relevant Fund, and with respect to a share of the Fund held without being hedged by you, for 61 days during the 121-day period beginning at the date that is 60 days before the date on which such share becomes ex-dividend with respect to such dividend or, in the case of certain preferred stock, 91 days during the 181-day period beginning 90 days before such date.

Fund distributions, to the extent attributable to dividends from U.S. corporations, will be eligible for the dividends received deduction for Fund shareholders that are corporations, subject to certain hedging and holding requirements.

Substitute dividends received by a Fund with respect to dividends paid on securities lent out, if any, will not be qualified dividend income.

Medicare Tax. A 3.8% U.S. federal Medicare contribution tax is imposed on "net investment income," including, but not limited to, interest, dividends, and net gain, of U.S. individuals with income exceeding \$200,000 (or \$250,000 if married and filing jointly) and of estates and trusts.

Alternative Minimum Tax. The AMT is a separate U.S. federal tax system that operates in parallel to the regular federal income tax system but eliminates many deductions and exclusions. The AMT has different tax rates and treats as taxable certain types of income that are nontaxable for regular income tax purposes, such as the interest on certain “private activity” municipal bonds. If a taxpayer’s overall AMT liability is higher than regular income tax liability, then the taxpayer owes the regular income tax liability plus the difference between the AMT liability and the regular income tax liability.

Original Issue Discount and Inflation-Related Adjustments

Accruals of “original issue discount” on bonds that a Fund acquires at a discount and adjustments for inflation to the principal amount of an inflation-protected U.S. Treasury bond held by a Fund may be included for tax purposes in the Fund’s gross income, even though no cash attributable to such gross income has at that point been received by the Fund. In such event, the Fund may be required to make annual distributions to shareholders that exceed the cash it has otherwise received. In order to pay such distributions, the Fund may be required to raise cash by selling portfolio investments. The sale of such investments could result in capital gains to the Fund and additional capital gains distributions to Fund shareholders. In addition, any deflation-related adjustments during the taxable year to an inflation-indexed bond held by a Fund may cause amounts distributed in the taxable year as income to be characterized as a return of capital.

Market Discount Bonds

Any market discount recognized on a bond, including a tax-exempt interest bond, is taxable as ordinary income. A market discount bond is a bond acquired in the secondary market at a price below redemption value or adjusted issue price if issued with original issue discount. To the extent that a Fund does not include the market discount in income as it accrues, gains on the Fund’s disposition of such an obligation will be treated as ordinary income rather than capital gains to the extent of the accrued market discount.

Derivatives and Other Complex Instruments

A Fund may invest in derivatives and other complex instruments, and such investments may be subject to special and complicated rules. These rules could affect whether gains and losses recognized by a Fund are treated as ordinary income or capital gains, accelerate the recognition of income to a Fund or defer a Fund’s ability to recognize losses. In addition, these rules may affect the amount, timing or character of income distributed to you by a Fund. You should consult your personal tax advisor regarding the application of these rules.

Non-U.S. Income Taxes

Dividends, interest and capital gains (if any) earned by a Fund with respect to securities issued by non-U.S. issuers may give rise to withholding, capital gains and other taxes imposed by non-U.S. countries. Tax conventions between certain countries and the U.S. may reduce or eliminate such taxes. If, at the close of a year, more than 50% of a Fund’s total assets consist of non-U.S. stocks or securities (generally, for this purpose, depositary receipts, no matter where traded, of non-U.S. companies are treated as “non-U.S.”), generally the Fund may “pass through” to you certain non-U.S. income taxes, including withholding taxes, paid by the Fund. This means that you would be considered to have received as an additional dividend your share of such non-U.S. taxes, but you may be entitled to either a corresponding tax deduction in calculating your taxable income or, subject to certain limitations, a credit in calculating your U.S. federal income tax. No deduction for such taxes will be permitted to individuals in computing their alternative minimum tax liability. If a Fund does not pass through non-U.S. taxes, the Fund will be entitled to claim a deduction for certain foreign taxes that it incurs.

Under certain circumstances, if a Fund receives a refund of foreign taxes paid with respect to a prior year, the value of Fund shares could be affected or any foreign tax credits or deductions passed through to shareholders with respect to the Fund’s foreign taxes for the current year could be reduced.

If, at the close of the year, more than 50% of a Fund’s total assets consist of stocks or securities issued by non-U.S. issuers, including depositary receipts (no matter where traded) of non-U.S. companies, or, at the close of each quarter, more than 50% of a Fund’s total assets consist of shares of an Underlying Fund, the Fund may “pass-through” to you certain non-U.S. income taxes (including withholding taxes) paid by the Fund or, if its assets meet these requirements, the Underlying Fund.

For purposes of foreign tax credits for U.S. shareholders of a Fund, foreign capital gains taxes may not produce associated foreign source income, limiting the availability of such credits for U.S. persons.

Non-U.S. Shareholders

If you are neither a resident nor a citizen of the U.S. or if you are a non-U.S. entity (other than a pass-through entity to the extent owned by U.S. persons), a Fund’s ordinary income dividends, if any, generally will be subject to a 30% U.S. federal withholding tax, unless a lower treaty rate applies. However, withholding tax generally will not apply to any gain or income realized by a non-U.S. shareholder upon the sale or other disposition of Fund shares or with respect to certain distributions paid to a non-U.S. shareholder and reported by a Fund as capital gain dividends, interest-related dividends or short-term capital gain dividends.

Separately, a 30% withholding tax may be imposed on Fund distributions (if any) paid to certain foreign entities, unless such entities comply, or are deemed compliant, with extensive reporting and withholding requirements designed to inform the U.S. Department of the Treasury of U.S.-owned foreign investment accounts.

Backup Withholding

If you are a resident or a citizen of the U.S. and you have not provided a taxpayer identification number or social security number and made other required certifications, by law, backup withholding at a 24% rate will apply to Fund distributions and proceeds (if any).

Securities Lending

If your shares of a Fund are loaned out pursuant to a securities lending arrangement, you may lose the ability to treat Fund dividends that are paid while the shares are held by the borrower as qualified dividend income, and you may lose the ability to use non-U.S. tax credits passed through by the Fund.

Fund of Funds

If a Fund invests in an Underlying Fund, short-term capital gains earned by the Underlying Fund, if any, will be ordinary income when distributed to the Fund and will not be offset by the Fund's capital losses. To the extent such Fund is expected to invest in an Underlying Fund, the Fund's realized losses on sales of shares of the Underlying Fund may be indefinitely or permanently deferred as "wash sales." Capital loss carryforwards of the Underlying Fund, if any, will not offset net capital gains of the Fund.

Taxes on the Sale of Exchange-Listed Fund Shares

Any capital gain or loss realized upon a sale of Fund shares is generally treated as a long-term capital gain or loss if the shares have been held for more than one year. Any capital gain or loss realized upon a sale of Fund shares that have been held for one year or less is generally treated as a short-term capital gain or loss. However, any capital loss on a sale of Fund shares held for six months or less is treated as a long-term capital loss to the extent that capital gain dividends were paid with respect to such shares. Any such capital gains, including from sales of Fund shares or from capital gain dividends, are included in "net investment income" for purposes of the 3.8% U.S. federal Medicare contribution tax mentioned above.

Creations and Redemptions

Prior to being traded in the secondary market, Fund shares are "created" at NAV by Authorized Participants (*i.e.*, market makers, large investors and other financial institutions) in block-size Creation Units or multiples thereof. Fund shares are created or redeemed only in Creation Units, and only Authorized Participants may create or redeem Creation Units with the Funds.

Each Authorized Participant is a member or participant of a clearing agency registered with the SEC and has entered into a written agreement with the Funds' Distributor, an affiliate of BFA. The agreement allows the Authorized Participant to place orders for the purchase and redemption of Creation Units. Authorized Participants may create or redeem Creation Units for their own accounts or for customers, including, without limitation, affiliates of the Funds. Creation transactions are subject to acceptance by the Distributor and the relevant Fund.

Generally, there are three transaction methods for creating and redeeming Fund shares: in-kind securities ("in-kind"), partial cash and all cash.

In-Kind. In a creation transaction, an Authorized Participant deposits into a Fund a "creation basket," which is a portfolio of securities or other assets designated by the Fund, as well as a cash amount. The Authorized Participant receives a specified number of Creation Units in return. In a redemption transaction, an Authorized Participant deposits Creation Units with a Fund and receives from the Fund a "redemption basket," which is a portfolio of securities or other assets designated by the Fund, as well as a cash amount.

Partial Cash. In a creation transaction, an Authorized Participant deposits into a Fund a creation basket and a cash amount, including cash that replaces a security or other asset in the creation basket, in exchange for Creation Units. In a redemption transaction, an Authorized Participant deposits Creation Units with a Fund and receives from the Fund a redemption basket and a cash amount, including cash that replaces a security or other asset in the redemption basket.

All Cash. In a creation transaction, an Authorized Participant deposits into a Fund an amount of cash specified by the Fund in exchange for Creation Units. In a redemption transaction, an Authorized Participant deposits Creation Units with a Fund and receives from the Fund a specified amount of cash.

The creation and redemption baskets for a Fund may differ in composition, and certain iShares ETFs accept "custom baskets." More information about custom baskets is provided in the Funds' SAI.

Each Fund generally engages in creation and redemption transactions according to the method indicated in the table below. In certain circumstances, however, a Fund may use another transaction method (*e.g.*, an in-kind Fund may transact partially or fully in cash).

Fund	In-Kind	Partial	All Cash
iShares iBonds 2026 Term High Yield and Income ETF	✓		
iShares iBonds 2027 Term High Yield and Income ETF	✓		
iShares iBonds 2028 Term High Yield and Income ETF	✓		
iShares iBonds 2029 Term High Yield and Income ETF	✓		

Fund	In-Kind	Partial	All Cash
iShares iBonds 2030 Term High Yield and Income ETF	✓		
iShares iBonds 2031 Term High Yield and Income ETF	✓		
iShares iBonds 2032 Term High Yield and Income ETF	✓		
iShares iBonds Dec 2026 Term Corporate ETF	✓		
iShares iBonds Dec 2027 Term Corporate ETF	✓		
iShares iBonds Dec 2028 Term Corporate ETF	✓		
iShares iBonds Dec 2029 Term Corporate ETF	✓		
iShares iBonds Dec 2030 Term Corporate ETF	✓		
iShares iBonds Dec 2031 Term Corporate ETF	✓		
iShares iBonds Dec 2032 Term Corporate ETF	✓		
iShares iBonds Dec 2033 Term Corporate ETF	✓		
iShares iBonds Dec 2034 Term Corporate ETF	✓		
iShares iBonds Dec 2035 Term Corporate ETF	✓		

The prices at which creations and redemptions occur are based on the next calculation of a Fund's NAV after a creation or redemption order is tendered in an acceptable form under the Authorized Participant agreement. In the event of a system failure or other interruption, including disruptions at market makers or Authorized Participants, creation and redemption orders may not be executed according to a Fund's instructions or may not be executed at all.

Additional information about the creation and redemption of Creation Units (including the cut-off times for the receipt of creation and redemption orders) is included in the Funds' SAI.

The Funds do not impose restrictions on the frequency of purchases and redemptions of Fund shares directly with a Fund. The Board determined not to adopt policies and procedures designed to prevent or monitor for frequent purchases and redemptions of Fund shares because each Fund generally sells and redeems its shares directly through transactions that are in-kind and/or for cash, with a deadline for placing cash-related transactions no later than the close of the primary markets for the Fund's portfolio securities. However, the Funds have taken certain measures (e.g., imposing transaction fees on purchases and redemptions of Creation Units and reserving the right to reject purchases of Creation Units under certain circumstances) to minimize the potential consequences of frequent cash purchases and redemptions by Authorized Participants, such as increased tracking error, disruption of portfolio management, dilution to the Funds, and/or increased transaction costs. Further, the vast majority of trading in Fund shares occurs on the secondary market, which does not involve the Funds directly, and such trading is unlikely to cause many of the harmful effects of frequent cash purchases or redemptions of Fund shares.

To the extent a Fund engages in in-kind transactions, the Fund intends to comply with the U.S. federal securities laws in accepting securities for deposit and satisfying redemptions with redemption securities by, among other means, assuring that any securities accepted for deposit and any securities used to satisfy redemption requests will be sold in transactions that would be exempt from registration under the 1933 Act. Further, an Authorized Participant that is not a "qualified institutional buyer," as such term is defined in Rule 144A under the 1933 Act, will not be able to receive restricted securities eligible for resale under Rule 144A.

Because Fund shares may be created and issued on an ongoing basis, at any point during the life of a Fund a "distribution," as such term is used in the 1933 Act, may be occurring. Broker-dealers and other persons are cautioned that some activities on their part may, depending on the circumstances, result in their being deemed participants in a distribution in a manner that could render them statutory underwriters subject to the prospectus delivery and liability provisions of the 1933 Act. Any determination of whether one is an underwriter must take into account all the relevant facts and circumstances of each particular case.

Broker-dealers should also note that dealers who are not "underwriters" but are participating in a distribution (as contrasted to ordinary secondary transactions), and thus dealing with shares that are part of an "unsold allotment" within the meaning of Section 4(a)(3)(C) of the 1933 Act, would be unable to take advantage of the prospectus delivery exemption provided by Section 4(a)(3) of the 1933 Act. For delivery of prospectuses to exchange members, the prospectus delivery mechanism of Rule 153 under the 1933 Act is available only with respect to transactions on a national securities exchange.

Householding

Householding is an option available to certain Fund investors. Householding is a method of delivery, based on the preference of the individual investor, in which a single copy of certain shareholder documents can be delivered to investors who share the same address, even if their accounts are registered under different names. Please contact your broker-dealer if you are interested in enrolling in householding and receiving a single copy of prospectuses and other shareholder documents, or if you are currently enrolled in householding and wish to change your householding status.

Distribution

The Distributor or its agent distributes Creation Units for the Funds on an agency basis. The Distributor does not maintain a secondary market in shares of the Funds. The Distributor has no role in determining the policies of the Funds or the securities or other assets (as applicable) that are purchased or sold by the Funds. The Distributor's principal address is 50 Hudson Yards, New York, NY 10001.

BFA or its affiliates make payments to broker-dealers, registered investment advisers, banks or other intermediaries (together, "intermediaries") related to marketing activities and presentations, educational training programs, conferences, the development of technology platforms and reporting systems, data provision services, or their making shares of the Funds available to their customers generally and in certain investment programs. Such payments, which may be significant to the intermediary, are not made by the Funds. Rather, such payments are made by BFA or its affiliates from their own resources, which come directly or indirectly in part from fees paid by the Funds. Payments of this type are sometimes referred to as revenue-sharing payments. A financial intermediary may make decisions about which investment options it recommends or makes available, or the level of services provided, to its customers based on the payments or other financial incentives the intermediary is eligible to receive. Therefore, such payments or other financial incentives that are offered or made to an intermediary create conflicts of interest between the intermediary and its customers and may cause the intermediary to recommend the Funds over another investment. More information regarding these payments is contained in the applicable SAI. **Please contact your salesperson or other investment professional for more information regarding any such payments that their firm may receive from BFA or its affiliates.**

Financial Highlights

The financial highlights table for each Fund is intended to help you understand the Fund's financial performance for the past five fiscal years or, if shorter, the period since the Fund's inception. Certain information reflects financial results for a single Fund share. The total return information represents the rate that an investor would have earned (or lost) on an investment in the Fund, assuming reinvestment of all dividends and distributions. This information has been audited by PricewaterhouseCoopers LLP, whose report, along with each Fund's financial statements, is included in each Fund's Form N-CSR (available upon request).

For a share outstanding throughout each period:

iShares iBonds 2026 Term High Yield and Income ETF					
	Year Ended 10/31/25	Year Ended 10/31/24	Year Ended 10/31/23	Year Ended 10/31/22	Period From 11/10/20 ^(a) to 10/31/21
Net asset value, beginning of period	\$ 23.24	\$ 22.23	\$ 22.27	\$ 25.40	\$ 25.00
Net investment income ^(b)	1.57	1.73	1.73	1.28	1.06
Net realized and unrealized gain (loss) ^(c)	0.05	0.97	(0.15)	(3.15)	0.37
Net increase (decrease) from investment operations	1.62	2.70	1.58	(1.87)	1.43
Distributions^(d)					
Distributions from net investment income	(1.55)	(1.69)	(1.62)	(1.26)	(1.03)
From net realized gain	(0.00) ^(e)	—	—	—	—
Total distributions	(1.55)	(1.69)	(1.62)	(1.26)	(1.03)
Net asset value, end of period	\$ 23.31	\$ 23.24	\$ 22.23	\$ 22.27	\$ 25.40
Total Return^(f)					
Based on net asset value	7.28%	12.58%	7.22%	(7.52)%	5.79% ^(g)
Ratios to Average Net Assets^(h)					
Total expenses	0.35%	0.35%	0.35%	0.35%	0.35% ⁽ⁱ⁾
Total expenses after fees waived	0.35%	0.35%	0.35%	0.35%	0.35% ⁽ⁱ⁾
Net investment income	6.79%	7.55%	7.68%	5.46%	4.26% ⁽ⁱ⁾
Supplemental Data					
Net assets, end of period (000)	\$994,085	\$555,430	\$144,482	\$35,634	\$20,321
Portfolio turnover rate ^(j)	70%	53%	15%	15%	35%

^(a) Commencement of operations.

^(b) Based on average shares outstanding.

^(c) The amounts reported for a share outstanding may not accord with the change in aggregate gains and losses in securities for the fiscal period due to the timing of capital share transactions in relation to the fluctuating market values of the Fund's underlying securities.

^(d) Distributions for annual periods determined in accordance with U.S. federal income tax regulations.

^(e) Rounds to less than \$0.01.

^(f) Where applicable, assumes the reinvestment of distributions.

^(g) Not annualized.

^(h) Excludes fees and expenses incurred indirectly as a result of investments in underlying funds.

⁽ⁱ⁾ Annualized.

^(j) Portfolio turnover rate excludes in-kind transactions, if any.

For a share outstanding throughout each period:

iShares iBonds 2027 Term High Yield and Income ETF					
	Year Ended 10/31/25	Year Ended 10/31/24	Year Ended 10/31/23	Year Ended 10/31/22	Period From 07/07/21 ^(a) to 10/31/21
Net asset value, beginning of period	\$ 22.38	\$ 21.12	\$ 21.30	\$ 24.85	\$ 25.00
Net investment income ^(b)	1.46	1.60	1.51	1.01	0.25
Net realized and unrealized gain (loss) ^(c)	0.02	1.22	(0.26)	(3.36)	(0.21)
Net increase (decrease) from investment operations	1.48	2.82	1.25	(2.35)	0.04
Distributions from net investment income ^(d)	(1.46)	(1.56)	(1.43)	(1.20)	(0.19)
Net asset value, end of period	\$ 22.40	\$ 22.38	\$ 21.12	\$ 21.30	\$ 24.85
Total Return^(e)					
Based on net asset value	6.88%	13.78%	5.94%	(9.71)%	0.15% ^(f)
Ratios to Average Net Assets^(g)					
Total expenses	0.35%	0.35%	0.35%	0.35%	0.35% ^(h)
Total expenses after fees waived	0.35%	0.35%	0.35%	0.35%	0.35% ^(h)
Net investment income	6.54%	7.26%	6.97%	4.41%	3.19% ^(h)
Supplemental Data					
Net assets, end of period (000)	\$368,533	\$173,451	\$52,790	\$14,907	\$12,425
Portfolio turnover rate ⁽ⁱ⁾	44%	17%	14%	13%	3%

^(a) Commencement of operations.

^(b) Based on average shares outstanding.

^(c) The amounts reported for a share outstanding may not accord with the change in aggregate gains and losses in securities for the fiscal period due to the timing of capital share transactions in relation to the fluctuating market values of the Fund's underlying securities.

^(d) Distributions for annual periods determined in accordance with U.S. federal income tax regulations.

^(e) Where applicable, assumes the reinvestment of distributions.

^(f) Not annualized.

^(g) Excludes fees and expenses incurred indirectly as a result of investments in underlying funds.

^(h) Annualized.

⁽ⁱ⁾ Portfolio turnover rate excludes in-kind transactions, if any.

For a share outstanding throughout each period:

	iShares iBonds 2028 Term High Yield and Income ETF			
	Year Ended 10/31/25	Year Ended 10/31/24	Year Ended 10/31/23	Period from 03/08/22 ^(a) to 10/31/22
Net asset value, beginning of period	\$ 23.51	\$ 21.78	\$ 22.19	\$ 25.00
Net investment income ^(b)	1.58	1.70	1.59	0.94
Net realized and unrealized gain (loss) ^(c)	0.16	1.61	(0.43)	(2.95)
Net increase (decrease) from investment operations	1.74	3.31	1.16	(2.01)
Distributions from net investment income^(d)	(1.56)	(1.58)	(1.57)	(0.80)
Net asset value, end of period	\$ 23.69	\$ 23.51	\$ 21.78	\$ 22.19
Total Return^(e)				
Based on net asset value	7.69%	15.60%	5.32%	(8.10)% ^(f)
Ratios to Average Net Assets^(g)				
Total expenses	0.35%	0.35%	0.35%	0.35% ^(h)
Total expenses after fees waived	0.35%	0.35%	0.35%	0.35% ^(h)
Net investment income	6.72%	7.34%	7.14%	6.26% ^(h)
Supplemental Data				
Net assets, end of period (000)	\$354,185	\$141,084	\$17,428	\$11,093
Portfolio turnover rate ⁽ⁱ⁾	23%	13%	29%	8%

(a) Commencement of operations.

(b) Based on average shares outstanding.

(c) The amounts reported for a share outstanding may not accord with the change in aggregate gains and losses in securities for the fiscal period due to the timing of capital share transactions in relation to the fluctuating market values of the Fund's underlying securities.

(d) Distributions for annual periods determined in accordance with U.S. federal income tax regulations.

(e) Where applicable, assumes the reinvestment of distributions.

(f) Not annualized.

(g) Excludes fees and expenses incurred indirectly as a result of investments in underlying funds.

(h) Annualized.

(i) Portfolio turnover rate excludes in-kind transactions, if any.

For a share outstanding throughout each period:

	iShares iBonds 2029 Term High Yield and Income ETF			
	Year Ended 10/31/25	Year Ended 10/31/24	Year Ended 10/31/23	Period from 03/08/22 ^(a) to 10/31/22
Net asset value, beginning of period	\$ 23.60	\$ 21.37	\$ 21.73	\$ 25.00
Net investment income ^(b)	1.67	1.68	1.48	0.91
Net realized and unrealized gain (loss) ^(c)	(0.01)	2.06	(0.32)	(3.41)
Net increase (decrease) from investment operations	1.66	3.74	1.16	(2.50)
Distributions from net investment income^(d)	(1.62)	(1.51)	(1.52)	(0.77)
Net asset value, end of period	\$ 23.64	\$ 23.60	\$ 21.37	\$ 21.73
Total Return^(e)				
Based on net asset value	7.38%	17.88%	5.33%	(10.06)% ^(f)
Ratios to Average Net Assets^(g)				
Total expenses	0.35%	0.35%	0.35%	0.35% ^(h)
Total expenses after fees waived	0.35%	0.35%	0.35%	0.35% ^(h)
Net investment income	7.12%	7.25%	6.72%	6.11% ^(h)
Supplemental Data				
Net assets, end of period (000)	\$300,261	\$83,772	\$10,687	\$10,866
Portfolio turnover rate ⁽ⁱ⁾	12%	20%	16%	14%

(a) Commencement of operations.

(b) Based on average shares outstanding.

(c) The amounts reported for a share outstanding may not accord with the change in aggregate gains and losses in securities for the fiscal period due to the timing of capital share transactions in relation to the fluctuating market values of the Fund's underlying securities.

(d) Distributions for annual periods determined in accordance with U.S. federal income tax regulations.

(e) Where applicable, assumes the reinvestment of distributions.

(f) Not annualized.

(g) Excludes fees and expenses incurred indirectly as a result of investments in underlying funds.

(h) Annualized.

(i) Portfolio turnover rate excludes in-kind transactions, if any.

For a share outstanding throughout each period:

	iShares iBonds 2030 Term High Yield and Income ETF		
	Year Ended 10/31/25	Year Ended 10/31/24	Period from 06/21/23^(a) to 10/31/23
Net asset value, beginning of period	<u>\$ 26.35</u>	<u>\$ 24.13</u>	<u>\$25.00</u>
Net investment income ^(b)	1.83	1.88	0.65
Net realized and unrealized gain (loss) ^(c)	0.18	2.15	(1.03)
Net increase (decrease) from investment operations	2.01	4.03	(0.38)
Distributions from net investment income^(d)	<u>(1.78)</u>	<u>(1.81)</u>	<u>(0.49)</u>
Net asset value, end of period	<u>\$ 26.58</u>	<u>\$ 26.35</u>	<u>\$ 24.13</u>
Total Return^(e)			
Based on net asset value	7.98%	17.12%	(1.56)% ^(f)
Ratios to Average Net Assets^(g)			
Total expenses	0.35%	0.35%	0.35% ^(h)
Total expenses after fees waived	0.35%	0.35%	0.35% ^(h)
Net investment income	6.96%	7.22%	7.15% ^(h)
Supplemental Data			
Net assets, end of period (000)	<u>\$82,413</u>	<u>\$38,203</u>	<u>\$9,651</u>
Portfolio turnover rate ⁽ⁱ⁾	<u>30%</u>	<u>20%</u>	<u>12%</u>

(a) Commencement of operations.

(b) Based on average shares outstanding.

(c) The amounts reported for a share outstanding may not accord with the change in aggregate gains and losses in securities for the fiscal period due to the timing of capital share transactions in relation to the fluctuating market values of the Fund's underlying securities.

(d) Distributions for annual periods determined in accordance with U.S. federal income tax regulations.

(e) Where applicable, assumes the reinvestment of distributions.

(f) Not annualized.

(g) Excludes fees and expenses incurred indirectly as a result of investments in underlying funds.

(h) Annualized.

(i) Portfolio turnover rate excludes in-kind transactions, if any.

For a share outstanding throughout each period:

	iShares iBonds 2031 Term High Yield and Income ETF	
	Year Ended 10/31/25	Period From 05/22/24^(a) to 10/31/24
Net asset value, beginning of period	<u>\$ 25.65</u>	<u>\$ 25.00</u>
Net investment income ^(b)	1.72	0.74
Net realized and unrealized gain ^(c)	0.15	0.49
Net increase from investment operations	1.87	1.23
Distributions^(d)		
From net investment income	(1.69)	(0.58)
From net realized gain	(0.01)	—
Total distributions	(1.70)	(0.58)
Net asset value, end of period	<u>\$ 25.82</u>	<u>\$ 25.65</u>
Total Return^(e)		
Based on net asset value	7.57%	4.96% ^(f)
Ratios to Average Net Assets^(g)		
Total expenses	0.35%	0.35% ^(h)
Total expenses after fees waived	0.35%	0.35% ^(h)
Net investment income	6.73%	6.57% ^(h)
Supplemental Data		
Net assets, end of period (000)	<u>\$36,147</u>	<u>\$12,824</u>
Portfolio turnover rate ⁽ⁱ⁾	<u>15%</u>	<u>16%</u>

(a) Commencement of operations.

(b) Based on average shares outstanding.

(c) The amounts reported for a share outstanding may not accord with the change in aggregate gains and losses in securities for the fiscal period due to the timing of capital share transactions in relation to the fluctuating market values of the Fund's underlying securities.

(d) Distributions for annual periods determined in accordance with U.S. federal income tax regulations.

(e) Where applicable, assumes the reinvestment of distributions.

(f) Not annualized.

(g) Excludes fees and expenses incurred indirectly as a result of investments in underlying funds.

(h) Annualized.

(i) Portfolio turnover rate excludes in-kind transactions, if any.

For a share outstanding throughout each period:

	iShares iBonds 2032 Term High Yield and Income ETF
	Period from 03/25/25 ^(a) to 10/31/25
Net asset value, beginning of period	\$ 25.00
Net investment income ^(b)	0.99
Net realized and unrealized gain (loss) ^(c)	0.53
Net increase from investment operations	1.52
Distributions from net investment income^(d)	(0.86)
Net asset value, end of period	\$ 25.66
Total Return^(e)	
Based on net asset value	6.18% ^(f)
Ratios to Average Net Assets^(g)	
Total expenses	0.35% ^(h)
Total expenses after fees waived	0.35% ^(h)
Net investment income	6.50% ^(h)
Supplemental Data	
Net assets, end of period (000)	\$10,264
Portfolio turnover rate ⁽ⁱ⁾	26%

(a) Commencement of operations.

(b) Based on average shares outstanding.

(c) The amounts reported for a share outstanding may not accord with the change in aggregate gains and losses in securities for the fiscal period due to the timing of capital share transactions in relation to the fluctuating market values of the Fund's underlying securities.

(d) Distributions for annual periods determined in accordance with U.S. federal income tax regulations.

(e) Where applicable, assumes the reinvestment of distributions.

(f) Not annualized.

(g) Excludes fees and expenses incurred indirectly as a result of investments in underlying funds.

(h) Annualized.

(i) Portfolio turnover rate excludes in-kind transactions, if any.

For a share outstanding throughout each period:

	iShares iBonds Dec 2026 Term Corporate ETF				
	Year Ended 10/31/25	Year Ended 10/31/24	Year Ended 10/31/23	Year Ended 10/31/22	Year Ended 10/31/21
Net asset value, beginning of year	\$ 24.12	\$ 23.26	\$ 22.92	\$ 26.22	\$ 26.72
Net investment income ^(a)	1.02	0.99	0.79	0.55	0.57
Net realized and unrealized gain (loss) ^(b)	0.16	0.83	0.31	(3.32)	(0.49)
Net increase (decrease) from investment operations	1.18	1.82	1.10	(2.77)	0.08
Distributions from net investment income ^(c)	(1.02)	(0.96)	(0.76)	(0.53)	(0.58)
Net asset value, end of year	\$ 24.28	\$ 24.12	\$ 23.26	\$ 22.92	\$ 26.22
Total Return^(d)					
Based on net asset value	4.99%	7.97%	4.82%	(10.69)%	0.29%
Ratios to Average Net Assets^(e)					
Total expenses	0.10%	0.10%	0.10%	0.10%	0.10%
Total expenses after fees waived	0.10%	0.10%	0.10%	0.10%	0.10%
Net investment income	4.23%	4.16%	3.39%	2.26%	2.14%
Supplemental Data					
Net assets, end of year (000)	\$3,482,540	\$2,927,108	\$1,804,916	\$1,236,459	\$861,418
Portfolio turnover rate ^(f)	3%	9%	9%	5%	7%

(a) Based on average shares outstanding.

(b) The amounts reported for a share outstanding may not accord with the change in aggregate gains and losses in securities for the fiscal period due to the timing of capital share transactions in relation to the fluctuating market values of the Fund's underlying securities.

(c) Distributions for annual periods determined in accordance with U.S. federal income tax regulations.

(d) Where applicable, assumes the reinvestment of distributions.

(e) Excludes fees and expenses incurred indirectly as a result of investments in underlying funds.

(f) Portfolio turnover rate excludes in-kind transactions, if any.

For a share outstanding throughout each period:

	iShares iBonds Dec 2027 Term Corporate ETF				
	Year Ended 10/31/25	Year Ended 10/31/24	Year Ended 10/31/23	Year Ended 10/31/22	Year Ended 10/31/21
Net asset value, beginning of year	\$ 24.07	\$ 22.96	\$ 22.82	\$ 26.68	\$ 27.00
Net investment income ^(a)	1.06	1.05	0.91	0.67	0.59
Net realized and unrealized gain (loss) ^(b)	0.25	1.08	0.10	(3.92)	(0.30)
Net increase (decrease) from investment operations	1.31	2.13	1.01	(3.25)	0.29
Distributions from net investment income ^(c)	(1.06)	(1.02)	(0.87)	(0.61)	(0.61)
Net asset value, end of year	\$ 24.32	\$ 24.07	\$ 22.96	\$ 22.82	\$ 26.68
Total Return^(d)					
Based on net asset value	5.58%	9.40%	4.45%	(12.31)%	1.01%
Ratios to Average Net Assets^(e)					
Total expenses	0.10%	0.10%	0.10%	0.10%	0.10%
Total expenses after fees waived	0.10%	0.10%	0.10%	0.10%	0.10%
Net investment income	4.41%	4.41%	3.88%	2.73%	2.18%
Supplemental Data					
Net assets, end of year (000)	\$3,407,303	\$2,618,619	\$1,505,179	\$881,858	\$522,869
Portfolio turnover rate ^(f)	6%	12%	5%	10%	4%

^(a) Based on average shares outstanding.

^(b) The amounts reported for a share outstanding may not accord with the change in aggregate gains and losses in securities for the fiscal period due to the timing of capital share transactions in relation to the fluctuating market values of the Fund's underlying securities.

^(c) Distributions for annual periods determined in accordance with U.S. federal income tax regulations.

^(d) Where applicable, assumes the reinvestment of distributions.

^(e) Excludes fees and expenses incurred indirectly as a result of investments in underlying funds.

^(f) Portfolio turnover rate excludes in-kind transactions, if any.

For a share outstanding throughout each period:

	iShares iBonds Dec 2028 Term Corporate ETF				
	Year Ended 10/31/25	Year Ended 10/31/24	Year Ended 10/31/23	Year Ended 10/31/22	Year Ended 10/31/21
Net asset value, beginning of year	\$ 25.09	\$ 23.79	\$ 23.64	\$ 28.52	\$ 28.91
Net investment income ^(a)	1.18	1.18	1.04	0.79	0.71
Net realized and unrealized gain (loss) ^(b)	0.39	1.27	0.09	(4.94)	(0.38)
Net increase (decrease) from investment operations	1.57	2.45	1.13	(4.15)	0.33
Distributions from net investment income ^(c)	(1.16)	(1.15)	(0.98)	(0.73)	(0.72)
Net asset value, end of year	\$ 25.50	\$ 25.09	\$ 23.79	\$ 23.64	\$ 28.52
Total Return^(d)					
Based on net asset value	6.40%	10.43%	4.79%	(14.77)%	1.09%
Ratios to Average Net Assets^(e)					
Total expenses	0.10%	0.10%	0.10%	0.10%	0.10%
Total expenses after fees waived	0.10%	0.10%	0.10%	0.10%	0.10%
Net investment income	4.69%	4.75%	4.27%	3.08%	2.45%
Supplemental Data					
Net assets, end of year (000)	\$3,208,664	\$2,293,054	\$1,157,625	\$553,093	\$305,120
Portfolio turnover rate ^(f)	7%	3%	18%	8%	10%

^(a) Based on average shares outstanding.

^(b) The amounts reported for a share outstanding may not accord with the change in aggregate gains and losses in securities for the fiscal period due to the timing of capital share transactions in relation to the fluctuating market values of the Fund's underlying securities.

^(c) Distributions for annual periods determined in accordance with U.S. federal income tax regulations.

^(d) Where applicable, assumes the reinvestment of distributions.

^(e) Excludes fees and expenses incurred indirectly as a result of investments in underlying funds.

^(f) Portfolio turnover rate excludes in-kind transactions, if any.

For a share outstanding throughout each period:

	iShares iBonds Dec 2029 Term Corporate ETF				
	Year Ended 10/31/25	Year Ended 10/31/24	Year Ended 10/31/23	Year Ended 10/31/22	Year Ended 10/31/21
Net asset value, beginning of year	\$ 22.99	\$ 21.58	\$ 21.59	\$ 26.48	\$ 26.88
Net investment income ^(a)	1.11	1.12	0.99	0.75	0.61
Net realized and unrealized gain (loss) ^(b)	0.46	1.35	(0.06)	(4.98)	(0.40)
Net increase (decrease) from investment operations	1.57	2.47	0.93	(4.23)	0.21
Distributions from net investment income ^(c)	(1.10)	(1.06)	(0.94)	(0.66)	(0.61)
Net asset value, end of year	\$ 23.46	\$ 22.99	\$ 21.58	\$ 21.59	\$ 26.48
Total Return^(d)					
Based on net asset value	6.96%	11.67%	4.23%	(16.19)%	0.78%
Ratios to Average Net Assets^(e)					
Total expenses	0.10%	0.10%	0.10%	0.10%	0.10%
Total expenses after fees waived	0.10%	0.10%	0.10%	0.10%	0.10%
Net investment income	4.82%	4.88%	4.45%	3.20%	2.28%
Supplemental Data					
Net assets, end of year (000)	\$3,085,670	\$1,894,731	\$716,324	\$282,836	\$141,681
Portfolio turnover rate ^(f)	4%	21%	6%	12%	4%

^(a) Based on average shares outstanding.

^(b) The amounts reported for a share outstanding may not accord with the change in aggregate gains and losses in securities for the fiscal period due to the timing of capital share transactions in relation to the fluctuating market values of the Fund's underlying securities.

^(c) Distributions for annual periods determined in accordance with U.S. federal income tax regulations.

^(d) Where applicable, assumes the reinvestment of distributions.

^(e) Excludes fees and expenses incurred indirectly as a result of investments in underlying funds.

^(f) Portfolio turnover rate excludes in-kind transactions, if any.

For a share outstanding throughout each period:

	iShares iBonds Dec 2030 Term Corporate ETF				
	Year Ended 10/31/25	Year Ended 10/31/24	Year Ended 10/31/23	Year Ended 10/31/22	Year Ended 10/31/21
Net asset value, beginning of year	\$ 21.57	\$ 19.97	\$ 20.13	\$ 25.16	\$ 25.56
Net investment income ^(a)	1.03	1.03	0.90	0.62	0.51
Net realized and unrealized gain (loss) ^(b)	0.53	1.56	(0.24)	(5.08)	(0.42)
Net increase (decrease) from investment operations	1.56	2.59	0.66	(4.46)	0.09
Distributions from net investment income ^(c)	(1.01)	(0.99)	(0.82)	(0.57)	(0.49)
Net asset value, end of year	\$ 22.12	\$ 21.57	\$ 19.97	\$ 20.13	\$ 25.16
Total Return^(d)					
Based on net asset value	7.46%	13.17%	3.17%	(17.98)%	0.36%
Ratios to Average Net Assets^(e)					
Total expenses	0.10%	0.10%	0.10%	0.10%	0.10%
Total expenses after fees waived	0.10%	0.10%	0.10%	0.10%	0.10%
Net investment income	4.76%	4.82%	4.29%	2.74%	2.01%
Supplemental Data					
Net assets, end of year (000)	\$2,299,721	\$1,395,544	\$494,208	\$185,187	\$139,655
Portfolio turnover rate ^(f)	8%	4%	9%	7%	4%

^(a) Based on average shares outstanding.

^(b) The amounts reported for a share outstanding may not accord with the change in aggregate gains and losses in securities for the fiscal period due to the timing of capital share transactions in relation to the fluctuating market values of the Fund's underlying securities.

^(c) Distributions for annual periods determined in accordance with U.S. federal income tax regulations.

^(d) Where applicable, assumes the reinvestment of distributions.

^(e) Excludes fees and expenses incurred indirectly as a result of investments in underlying funds.

^(f) Portfolio turnover rate excludes in-kind transactions, if any.

For a share outstanding throughout each period:

	iShares iBonds Dec 2031 Term Corporate ETF				
	Year Ended 10/31/25	Year Ended 10/31/24	Year Ended 10/31/23	Year Ended 10/31/22	Period From 06/22/21 ^(a) to 10/31/21
Net asset value, beginning of period	\$ 20.63	\$ 18.91	\$ 19.30	\$ 24.89	\$25.00
Net investment income ^(b)	1.03	1.05	0.98	0.79	0.20
Net realized and unrealized gain (loss) ^(c)	0.55	1.68	(0.45)	(5.75)	(0.17)
Net increase (decrease) from investment operations	1.58	2.73	0.53	(4.96)	0.03
Distributions from net investment income ^(d)	(1.01)	(1.01)	(0.92)	(0.63)	(0.14)
Net asset value, end of period	\$ 21.20	\$ 20.63	\$ 18.91	\$ 19.30	\$24.89
Total Return^(e)					
Based on net asset value	7.90%	14.65%	2.58%	(20.24)%	0.16% ^(f)
Ratios to Average Net Assets^(g)					
Total expenses	0.10%	0.10%	0.10%	0.10%	0.10% ^(h)
Total expenses after fees waived	0.10%	0.10%	0.10%	0.10%	0.10% ^(h)
Net investment income	4.98%	5.12%	4.92%	3.72%	2.21% ^(h)
Supplemental Data					
Net assets, end of period (000)	\$1,959,802	\$1,142,975	\$475,572	\$103,263	\$16,181
Portfolio turnover rate ⁽ⁱ⁾	4%	16%	4%	5%	15%

(a) Commencement of operations.

(b) Based on average shares outstanding.

(c) The amounts reported for a share outstanding may not accord with the change in aggregate gains and losses in securities for the fiscal period due to the timing of capital share transactions in relation to the fluctuating market values of the Fund's underlying securities.

(d) Distributions for annual periods determined in accordance with U.S. federal income tax regulations.

(e) Where applicable, assumes the reinvestment of distributions.

(f) Not annualized.

(g) Excludes fees and expenses incurred indirectly as a result of investments in underlying funds.

(h) Annualized.

(i) Portfolio turnover rate excludes in-kind transactions, if any.

For a share outstanding throughout each period:

	iShares iBonds Dec 2032 Term Corporate ETF				
	Year Ended 10/31/25	Year Ended 10/31/24	Year Ended 10/31/23	Year Ended 10/31/22	Period from 06/28/22 ^(a) to 10/31/22
Net asset value, beginning of period	\$ 24.95	\$ 22.85	\$ 23.37	\$ 24.98	\$ 24.98
Net investment income ^(b)	1.26	1.28	1.26	1.26	0.42
Net realized and unrealized gain (loss) ^(c)	0.62	2.05	(0.63)	(1.74)	(1.74)
Net increase (decrease) from investment operations	1.88	3.33	0.63	(1.32)	(1.32)
Distributions from net investment income^(d)	(1.24)	(1.23)	(1.15)	(0.29)	(0.29)
Net asset value, end of period	\$ 25.59	\$ 24.95	\$ 22.85	\$ 23.37	\$ 23.37
Total Return^(e)					
Based on net asset value	7.76%	14.76%	2.49%	(5.34)% ^(f)	(5.34)% ^(f)
Ratios to Average Net Assets^(g)					
Total expenses	0.10%	0.10%	0.10%	0.10%	0.10% ^(h)
Total expenses after fees waived	0.10%	0.10%	0.10%	0.10%	0.10% ^(h)
Net investment income	5.03%	5.16%	5.22%	4.97%	4.97% ^(h)
Supplemental Data					
Net assets, end of period (000)	\$1,372,964	\$850,867	\$244,514	\$16,361	\$16,361
Portfolio turnover rate ⁽ⁱ⁾	10%	2%	4%	4%	4%

(a) Commencement of operations.

(b) Based on average shares outstanding.

(c) The amounts reported for a share outstanding may not accord with the change in aggregate gains and losses in securities for the fiscal period due to the timing of capital share transactions in relation to the fluctuating market values of the Fund's underlying securities.

(d) Distributions for annual periods determined in accordance with U.S. federal income tax regulations.

(e) Where applicable, assumes the reinvestment of distributions.

(f) Not annualized.

(g) Excludes fees and expenses incurred indirectly as a result of investments in underlying funds.

(h) Annualized.

(i) Portfolio turnover rate excludes in-kind transactions, if any.

For a share outstanding throughout each period:

	iShares iBonds Dec 2033 Term Corporate ETF		
	Year Ended 10/31/25	Year Ended 10/31/24	Period from 06/21/23^(a) to 10/31/23
Net asset value, beginning of period	\$ 25.53	\$ 23.35	\$ 25.00
Net investment income ^(b)	1.29	1.32	0.48
Net realized and unrealized gain (loss) ^(c)	0.67	2.09	(1.85)
Net increase (decrease) from investment operations	1.96	3.41	(1.37)
Distributions from net investment income^(d)	(1.28)	(1.23)	(0.28)
Net asset value, end of period	\$ 26.21	\$ 25.53	\$ 23.35
Total Return^(e)			
Based on net asset value	7.90%	14.79%	(5.52)% ^(f)
Ratios to Average Net Assets^(g)			
Total expenses	0.10%	0.10%	0.10% ^(h)
Total expenses after fees waived	0.10%	0.10%	0.10% ^(h)
Net investment income	5.04%	5.20%	5.43% ^(h)
Supplemental Data			
Net assets, end of period (000)	\$910,797	\$662,597	\$78,231
Portfolio turnover rate ⁽ⁱ⁾	3%	1%	1%

(a) Commencement of operations.

(b) Based on average shares outstanding.

(c) The amounts reported for a share outstanding may not accord with the change in aggregate gains and losses in securities for the fiscal period due to the timing of capital share transactions in relation to the fluctuating market values of the Fund's underlying securities.

(d) Distributions for annual periods determined in accordance with U.S. federal income tax regulations.

(e) Where applicable, assumes the reinvestment of distributions.

(f) Not annualized.

(g) Excludes fees and expenses incurred indirectly as a result of investments in underlying funds.

(h) Annualized.

(i) Portfolio turnover rate excludes in-kind transactions, if any.

For a share outstanding throughout each period:

	iShares iBonds Dec 2034 Term Corporate ETF	
	Year Ended 10/31/25	Period From 05/22/24^(a) to 10/31/24
Net asset value, beginning of period	\$ 25.78	\$ 25.00
Net investment income ^(b)	1.32	0.59
Net realized and unrealized gain ^(c)	0.64	0.51
Net increase from investment operations	1.96	1.10
Distributions from net investment income ^(d)	(1.28)	(0.32)
Net asset value, end of period	\$ 26.46	\$ 25.78
Total Return^(e)		
Based on net asset value	7.85%	4.40% ^(f)
Ratios to Average Net Assets^(g)		
Total expenses	0.10%	0.10% ^(h)
Total expenses after fees waived	0.10%	0.10% ^(h)
Net investment income	5.12%	5.09% ^(h)
Supplemental Data		
Net assets, end of period (000)	\$500,089	\$176,595
Portfolio turnover rate ⁽ⁱ⁾	1%	0% ^(j)

(a) Commencement of operations.

(b) Based on average shares outstanding.

(c) The amounts reported for a share outstanding may not accord with the change in aggregate gains and losses in securities for the fiscal period due to the timing of capital share transactions in relation to the fluctuating market values of the Fund's underlying securities.

(d) Distributions for annual periods determined in accordance with U.S. federal income tax regulations.

(e) Where applicable, assumes the reinvestment of distributions.

(f) Not annualized.

(g) Excludes fees and expenses incurred indirectly as a result of investments in underlying funds.

(h) Annualized.

(i) Portfolio turnover rate excludes in-kind transactions, if any.

(j) Rounds to less than 0.5%.

For a share outstanding throughout each period:

iShares iBonds Dec 2035 Term Corporate ETF

	Period from 03/25/25 ^(a) to 10/31/25
Net asset value, beginning of period	\$ 25.00
Net investment income ^(b)	0.78
Net realized and unrealized gain ^(c)	0.75
Net increase from investment operations	1.53
Distributions from net investment income^(d)	(0.53)
Net asset value, end of period	\$ 26.00
Total Return^(e)	
Based on net asset value	6.20% ^(f)
Ratios to Average Net Assets^(g)	
Total expenses	0.10% ^(h)
Total expenses after fees waived	0.10% ^(h)
Net investment income	5.02% ^(h)
Supplemental Data	
Net assets, end of period (000)	\$127,416
Portfolio turnover rate ⁽ⁱ⁾	1%

^(a) Commencement of operations.

^(b) Based on average shares outstanding.

^(c) The amounts reported for a share outstanding may not accord with the change in aggregate gains and losses in securities for the fiscal period due to the timing of capital share transactions in relation to the fluctuating market values of the Fund's underlying securities.

^(d) Distributions for annual periods determined in accordance with U.S. federal income tax regulations.

^(e) Where applicable, assumes the reinvestment of distributions.

^(f) Not annualized.

^(g) Excludes fees and expenses incurred indirectly as a result of investments in underlying funds.

^(h) Annualized.

⁽ⁱ⁾ Portfolio turnover rate excludes in-kind transactions, if any.

Index Provider and Disclaimers

The Index Provider is not affiliated with the Trust, BFA, the Distributor or any of their respective affiliates. BFA or its affiliates have entered into a license agreement with the Index Provider to use the Underlying Indexes. BFA or its affiliates sublicense rights in each Underlying Index for use by the applicable Fund at no charge.

The past performance of an Underlying Index is not a guide to future performance. BFA and its affiliates do not guarantee the accuracy or the completeness of an Underlying Index or any data included therein, and BFA and its affiliates shall have no liability for any errors, omissions or interruptions therein. BFA and its affiliates make no warranty, express or implied, to the owners of shares of a Fund or to any other person or entity, as to results to be obtained by a Fund from the use of an Underlying Index or any data included therein. Without limiting any of the foregoing, in no event shall BFA or its affiliates have any liability for any special, punitive, direct, indirect, consequential or any other damages (including lost profits), even if notified of the possibility of such damages.

Bloomberg

The following applies with respect to each Underlying Index provided by Bloomberg:

The Underlying Index is maintained by Bloomberg. “Bloomberg®” and the Underlying Index are service marks of Bloomberg Finance L.P. and its affiliates, including Bloomberg Index Services Limited (“BISL”), the administrator of the index (collectively, “Bloomberg”), and have been licensed for use for certain purposes by BFA.

The Fund is not sponsored, endorsed, sold or promoted by Bloomberg. Bloomberg does not make any representation or warranty, express or implied, to the owners of or counterparties to the Fund or any member of the public regarding the advisability of investing in securities generally or in the Fund particularly. The only relationship of Bloomberg to BFA is the licensing of certain trademarks, trade names and service marks and of the Underlying Index, which is determined, composed and calculated by BISL without regard to BFA or the Fund. Bloomberg has no obligation to take the needs of BFA or the owners of the Fund into consideration in determining, composing or calculating the Underlying Index. Bloomberg is not responsible for and has not participated in the determination of the timing of, prices at, or quantities of the Fund to be issued. Bloomberg shall not have any obligation or liability, including, without limitation, to the Fund’s customers, in connection with the administration, marketing or trading of the Fund.

BLOOMBERG DOES NOT GUARANTEE THE ACCURACY AND/OR THE COMPLETENESS OF THE UNDERLYING INDEX OR ANY DATA RELATED THERETO AND SHALL HAVE NO LIABILITY FOR ANY ERRORS, OMISSIONS OR INTERRUPTIONS THEREIN. BLOOMBERG DOES NOT MAKE ANY WARRANTY, EXPRESS OR IMPLIED, AS TO RESULTS TO BE OBTAINED BY BFA, OWNERS OF THE FUND OR ANY OTHER PERSON OR ENTITY FROM THE USE OF THE UNDERLYING INDEX OR ANY DATA RELATED THERETO. BLOOMBERG DOES NOT MAKE ANY EXPRESS OR IMPLIED WARRANTIES AND EXPRESSLY DISCLAIMS ALL WARRANTIES OF MERCHANTABILITY OR FITNESS FOR A PARTICULAR PURPOSE OR USE WITH RESPECT TO THE UNDERLYING INDEX OR ANY DATA RELATED THERETO. WITHOUT LIMITING ANY OF THE FOREGOING, TO THE MAXIMUM EXTENT ALLOWED BY LAW, BLOOMBERG, ITS LICENSORS, AND ITS AND THEIR RESPECTIVE EMPLOYEES, CONTRACTORS, AGENTS, SUPPLIERS, AND VENDORS SHALL HAVE NO LIABILITY OR RESPONSIBILITY WHATSOEVER FOR ANY INJURY OR DAMAGES—WHETHER DIRECT, INDIRECT, CONSEQUENTIAL, INCIDENTAL, PUNITIVE OR OTHERWISE—ARISING IN CONNECTION WITH THE FUND OR UNDERLYING INDEX OR ANY DATA OR VALUES RELATING THERETO—WHETHER ARISING FROM THEIR NEGLIGENCE OR OTHERWISE, EVEN IF NOTIFIED OF THE POSSIBILITY THEREOF.

[THIS PAGE INTENTIONALLY LEFT BLANK]

[THIS PAGE INTENTIONALLY LEFT BLANK]

Want to know more?

iShares.com | 1-800-474-2737 (1-800-iShares)

Information on each Fund's net asset value, market price, premiums and discounts, and bid-ask spreads can be found at www.iShares.com. Copies of each Fund's Prospectus, SAI, shareholder reports and other information, as applicable and when available, can be found at www.iShares.com. For more information about a Fund, you may request a copy of the Fund's SAI. The SAI provides detailed information about the Fund and is incorporated by reference into the Fund's Prospectus. This means that the SAI, for legal purposes, is a part of the Fund's Prospectus.

Additional information about each Fund's investments is, or will be, available in the Fund's Annual and Semi-Annual Reports to shareholders and in Form N-CSR. In a Fund's Annual Report, you will find a discussion of the market conditions and investment strategies that significantly affected the Fund's performance during the last fiscal year. In Form N-CSR, you will find the Fund's annual and semi-annual financial statements.

If you have any questions about the Trust or shares of a Fund or you wish to obtain a Fund's SAI, Semi-Annual or Annual Report free of charge, please:

Call: 1-800-iShares or 1-800-474-2737 (toll free)
Monday through Friday, 8:30 a.m. to 6:30 p.m. (Eastern time)
Email: iSharesETFs@blackrock.com
Write: c/o BlackRock Investments, LLC
1 University Square Drive, Princeton, NJ 08540

Reports and other information about each Fund are available on the EDGAR database on the SEC's website at www.sec.gov, and copies of this information may be obtained, after paying a duplicating fee, by electronic request at the following email address: publicinfo@sec.gov.

No person is authorized to give any information or to make any representations about a Fund and its shares not contained in this Prospectus and you should not rely on any other information. Read and keep this Prospectus for future reference.

©2026 BlackRock, Inc. All rights reserved. **iSHARES**[®], **iBONDS**[®] and **BLACKROCK**[®] are registered trademarks of BlackRock Fund Advisors and its affiliates. All other marks are the property of their respective owners.

Investment Company Act File No.: 811-09729

IS-P-1031F-0226

iShares[®]
by BlackRock

Go paperless. . .
It's Easy, Economical and Green!
Go to www.icsdelivery.com

