

NOVEMBER 29, 2018

2018 PROSPECTUS

iShares[®]
by BLACKROCK[®]

iShares S&P Allocation Series

- ▶ iShares Core Conservative Allocation ETF | AOK | NYSE ARCA
- ▶ iShares Core Moderate Allocation ETF | AOM | NYSE ARCA
- ▶ iShares Core Growth Allocation ETF | AOR | NYSE ARCA
- ▶ iShares Core Aggressive Allocation ETF | AOA | NYSE ARCA

The Securities and Exchange Commission ("SEC") has not approved or disapproved these securities or passed upon the adequacy of this prospectus. Any representation to the contrary is a criminal offense.

Table of Contents

iShares Core Conservative Allocation ETF	S-1
iShares Core Moderate Allocation ETF	S-8
iShares Core Growth Allocation ETF	S-15
iShares Core Aggressive Allocation ETF	S-22
More Information About the Funds	1
Investment Objectives of the Funds	1
A Further Discussion of Principal Risks	2
A Further Discussion of Other Risks	12
Portfolio Holdings Information	17
A Further Discussion of Principal Investment Strategies	17
Management	20
Shareholder Information	21
Distribution	26
Financial Highlights	27
Index Provider	31
Disclaimer	31
Supplemental Information	34

"Standard & Poor's®," "S&P®," "S&P Target Risk Indices®," "S&P Target Risk Conservative Index," "S&P Target Risk Moderate Index," "S&P Target Risk Growth Index" and "S&P Target Risk Aggressive Index" are trademarks of Standard & Poor's Financial Services LLC ("SPFS"); Dow Jones® is a registered trademark of Dow Jones Trademark Holdings LLC ("Dow Jones"). These trademarks have been licensed for use by S&P Dow Jones Indices LLC, a subsidiary of S&P Global ("SPDJ") and its subsidiaries and sublicensed for certain purposes by BlackRock Fund Advisors and/or its affiliates. iShares® and BlackRock® are registered trademarks of BlackRock Fund Advisors and its affiliates. The Funds are not sponsored, endorsed, sold or promoted by SPDJI, SPFS, Dow Jones, their respective affiliates or their third party licensors and none of such parties makes any representation regarding the advisability of investing in such product(s) nor do they have any liability for any errors, omissions, or interruptions of the Underlying Index.

[THIS PAGE INTENTIONALLY LEFT BLANK]

iShares Core Conservative Allocation ETF

Ticker: AOK

Stock Exchange: NYSE Arca

Investment Objective

The iShares Core Conservative Allocation ETF (the "Fund") seeks to track the investment results of an index composed of a portfolio of underlying equity and fixed income funds intended to represent a conservative target risk allocation strategy.

Fees and Expenses

The following table describes the fees and expenses that you will incur if you own shares of the Fund. The investment advisory agreement between iShares Trust (the "Trust") and BlackRock Fund Advisors ("BFA") (the "Investment Advisory Agreement") provides that BFA will pay all operating expenses of the Fund, except the management fees, interest expenses, taxes, expenses incurred with respect to the acquisition and disposition of portfolio securities and the execution of portfolio transactions, including brokerage commissions, distribution fees or expenses, litigation expenses and any extraordinary expenses. The Fund may incur "Acquired Fund Fees and Expenses." Acquired Fund Fees and Expenses reflect the Fund's *pro rata* share of the fees and expenses incurred by investing in other investment companies. The impact of Acquired Fund Fees and Expenses is included in the total returns of the Fund. Acquired Fund Fees and Expenses are not included in the calculation of the ratio of expenses to average net assets shown in the *Financial Highlights* section of the Fund's prospectus (the "Prospectus"). BFA, the investment adviser to the Fund, has contractually agreed to waive a portion of its management fees in an amount equal to the Acquired Fund Fees and Expenses, if any, attributable to investments by the Fund in other series of the Trust and iShares, Inc. through November 30, 2021. The contractual waiver may be terminated prior to November 30, 2021 only upon written agreement of the Trust and BFA.

You may also incur usual and customary brokerage commissions and other charges when buying or selling shares of the Fund, which are not reflected in the example that follows:

Annual Fund Operating Expenses
(ongoing expenses that you pay each year as a
percentage of the value of your investments)

Management Fees	Distribution and Service (12b-1) Fees	Other Expenses	Acquired Fund Fees and Expenses	Total Annual Fund Operating Expenses	Fee Waiver	Total Annual Fund Operating Expenses After Fee Waiver
0.25%	None	None	0.07%	0.32%	(0.07%)	0.25%

Example. This Example is intended to help you compare the cost of owning shares of the Fund with the cost of investing in other funds. The Example assumes that you invest \$10,000 in the Fund for the time periods indicated and then sell all of your shares at the end of those periods. The Example also assumes that your investment has a 5% return each year and that the Fund's operating expenses remain the same. Although your actual costs may be higher or lower, based on these assumptions, your costs would be:

1 Year	3 Years	5 Years	10 Years
\$26	\$80	\$157	\$384

Portfolio Turnover. The Fund and the other funds in which the Fund invests (each, an "Underlying Fund" and collectively, the "Underlying Funds"), may pay transaction costs, such as commissions, when they buy and sell securities (or "turn over" their portfolio). A higher portfolio turnover rate for the Fund or Underlying Funds may indicate higher transaction costs and may cause the Fund or Underlying Funds to incur increased expenses. These costs, which are not reflected in the Annual Fund Operating Expenses or in the Example (except costs to Underlying Funds included as part of Acquired Fund Fees and Expenses), affect the Fund's performance. To the extent an Underlying Fund incurs costs from high portfolio turnover, such costs may have a negative effect on the performance of the Fund. During the most recent fiscal year, the Fund's portfolio turnover rate was 41% of the average value of its portfolio.

Principal Investment Strategies

The Fund is a fund of funds and seeks to achieve its investment objective by investing primarily in other iShares Underlying Funds

that themselves seek investment results corresponding to their own respective underlying indexes. The Underlying Funds invest primarily in distinct asset classes, such as large- or mid-capitalization U.S. or non-U.S. equity, the aggregate bond market (including allocation to international bonds as well as USD-denominated bonds) or the U.S. Treasury bond market; each such asset class has its own risk profile.

The S&P Target Risk Conservative Index (the "Underlying Index") is composed of a portfolio of equity and fixed-income iShares Underlying Funds and measures the performance of the S&P Dow Jones Indices LLC (the "Index Provider" or "SPDJI") proprietary allocation model that is intended to represent a "conservative" target risk allocation strategy as defined by SPDJI. The Underlying Index seeks to emphasize exposure to fixed income, in order to produce a current income stream and avoid excessive volatility of returns. Equities are included in the Underlying Index to seek to protect long-term purchasing power. SPDJI's estimation of a conservative target risk allocation may differ from your own.

The Fund is designed for investors seeking current income, capital preservation and avoidance of excessive volatility of returns. As of July 31, 2018, the Underlying Index included a fixed allocation of 30% of its assets in Underlying Funds that invest primarily in equity securities and 70% of its assets in Underlying Funds that invest primarily in bonds. As of July 31, 2018, the Fund invested approximately 30.05% of its assets in Underlying Funds that invest primarily in equity securities, 69.84% of its assets in Underlying Funds that invest primarily in bonds and the remainder of its assets in Underlying Funds that invest primarily in money market instruments.

As of July 31, 2018, the Fund invested in the iShares Core International Aggregate Bond ETF, iShares Core MSCI Emerging Markets ETF, iShares Core MSCI International Developed Markets ETF, iShares Core S&P 500 ETF, iShares Core S&P Mid-Cap ETF, iShares Core S&P Small-Cap ETF, iShares Core Total USD Bond Market ETF and money market funds advised by BFA or its affiliates ("BlackRock Cash Funds"). BFA may add, eliminate or replace any or all Underlying Funds at any time. As of July 31, 2018, a significant portion of the Underlying Index is represented by companies in the financials industry or sector. The components of the Underlying Index are likely to change over time.

BFA uses a "passive" or indexing approach to try to achieve the Fund's investment objective. Unlike many investment companies, the Fund does not try to "beat" the index it tracks and does not seek temporary defensive positions when markets decline or appear overvalued.

Indexing may eliminate the chance that the Fund will substantially outperform the Underlying Index but also may reduce some of the risks of active management, such as poor security selection. Indexing seeks to achieve lower costs and better after-tax performance by keeping portfolio turnover low in comparison to actively managed investment companies.

BFA uses a representative sampling indexing strategy to manage the Fund. "Representative sampling" is an indexing strategy that involves investing in a representative sample of securities that collectively has an investment profile similar to that of an applicable underlying index. The securities selected are expected to have, in the aggregate, investment characteristics (based on factors such as market capitalization and industry weightings), fundamental characteristics (such as return variability and yield) and liquidity measures similar to those of an applicable underlying index. The Fund and an Underlying Fund may or may not hold all of the securities in the applicable Underlying Index.

The Fund generally will invest at least 90% of its assets in the component securities of the Underlying Index and may invest up to 10% of its assets in certain futures, options and swap contracts, cash and cash equivalents, including shares of BlackRock Cash Funds, as well as in securities not included in the Underlying Index, but which BFA believes will help the Fund track the Underlying Index. The Fund seeks to track the investment results of the Underlying Index before fees and expenses of the Fund.

The Fund may lend securities representing up to one-third of the value of the Fund's total assets (including the value of any collateral received).

The Underlying Index is a product of SPDJ which is independent of the Fund and BFA. The Index Provider determines the composition and relative weightings of the securities in the

Underlying Index and publishes information regarding the market value of the Underlying Index.

Industry Concentration Policy. The Fund will concentrate its investments (*i.e.*, hold 25% or more of its total assets) in a particular industry or group of industries to approximately the same extent that the Underlying Index is concentrated. For purposes of this limitation, securities of the U.S. government (including its agencies and instrumentalities) and repurchase agreements collateralized by U.S. government securities are not considered to be issued by members of any industry.

Summary of Principal Risks

As with any investment, you could lose all or part of your investment in the Fund, and the Fund's performance could trail that of other investments. The Fund is subject to certain risks, including the principal risks noted below (either directly or through its investments in the Underlying Funds), any of which may adversely affect the Fund's net asset value per share ("NAV"), trading price, yield, total return and ability to meet its investment objective.

Affiliated Fund Risk. In managing the Fund, BFA will have the ability to select Underlying Funds and substitute Underlying Funds with other exchange-traded funds ("ETFs") that it believes will achieve the Fund's objective. BFA may be subject to potential conflicts of interest in selecting Underlying Funds and substituting Underlying Funds with other ETFs because the fees paid to BFA by some Underlying Funds and other ETFs managed by BFA may be higher than the fees paid by other Underlying Funds. If an Underlying Fund or other ETF holds interests in an affiliated fund in excess of a certain amount, the Fund may be prohibited from purchasing shares of that Underlying Fund or other ETF.

Allocation Risk. The Fund's ability to achieve its investment objective depends upon the Index Provider's ability to develop a model that accurately assesses the Fund's asset class allocation and selects the best mix of Underlying Funds and other ETFs. There is a risk that the Index Provider's evaluations and assumptions regarding asset classes or Underlying Funds, which are utilized as inputs in the model, may be incorrect in view of actual market conditions.

Asset Class Risk. Securities and other assets in the Underlying Index or in the Fund's or an Underlying Fund's portfolio may underperform in comparison to the general financial markets, a particular financial market or other asset classes.

Authorized Participant Concentration Risk. Only an Authorized Participant may engage in creation or redemption transactions directly with the Fund. The Fund has a limited number of institutions that may act as Authorized Participants on an agency basis (*i.e.*, on behalf of other market participants). To the extent that Authorized Participants exit the business or are unable to proceed with creation or redemption orders with respect to the Fund and no other Authorized Participant is able to step forward to create or redeem Creation Units (as defined in the *Purchase and Sale of Fund Shares* section of the Prospectus), Fund shares may be more likely to trade at a premium or discount to NAV and possibly face trading halts or delisting. Authorized Participant concentration risk may be heightened for ETFs, such as the Fund, that invest in securities issued by non-U.S. issuers or other securities or instruments that have lower trading volumes.

Call Risk. During periods of falling interest rates, an issuer of a callable bond held by the Fund or an Underlying Fund may “call” or repay the security before its stated maturity, and the Fund or an Underlying Fund may have to reinvest the proceeds in securities with lower yields, which would result in a decline in the Fund’s income, or in securities with greater risks or with other less favorable features.

Concentration Risk. The Fund may be susceptible to an increased risk of loss, including losses due to adverse events that affect the Fund’s investments more than the market as a whole, to the extent that the Fund’s or an Underlying Fund’s investments are concentrated in the securities of a particular issuer or issuers, country, group of countries, region, market, industry, group of industries, sector or asset class.

Credit Risk. Debt issuers and other counterparties may be unable or unwilling to make timely interest and/or principal payments when due or otherwise honor their obligations. Changes in an issuer’s credit rating or the market’s perception of an issuer’s creditworthiness may also adversely affect the value of the Fund’s or an Underlying Fund’s investment in that issuer. The degree of credit risk depends on an issuer’s or counterparty’s financial condition and on the terms of an obligation.

Currency Risk. Because the Fund’s and the Underlying Funds’ NAVs are determined in U.S. dollars, the Fund’s NAV could decline if a currency of a non-U.S. market in which a Fund or an Underlying Fund invests depreciates against the U.S. dollar or if there are delays or limits on repatriation of such currency. Currency exchange rates can be very volatile and can change quickly and unpredictably. As a result, the Fund’s NAV may change quickly and without warning.

Cyber Security Risk. Failures or breaches of the electronic systems of the Fund or the Underlying Funds, the Funds’ or the Underlying Funds’ adviser, distributor, or other service providers, the Index Provider, market makers, Authorized Participants or the issuers of securities in which the Fund invests have the ability to cause disruptions and negatively impact the Fund’s business operations, potentially resulting in financial losses to the Fund and its shareholders. While the Fund has established business continuity plans and risk management systems seeking to address system breaches or failures, there are inherent limitations in such plans and systems. Furthermore, the Fund cannot control the cyber security plans and systems of the Fund’s service providers, the Index Provider, market makers, Authorized Participants or issuers of securities in which the Fund invests.

Derivatives Risk. The Fund or an Underlying Fund may invest in certain types of derivatives contracts, including futures, options and swaps, which can be more sensitive to changes in interest rates or to sudden fluctuations in market prices than conventional securities, which can result in greater losses to the Fund.

Equity Securities Risk. Equity securities are subject to changes in value, and their values may be more volatile than those of other asset classes. Certain Underlying Funds invest in common stocks, which generally subject their holders to more risks than preferred stocks and debt securities because common stockholders’ claims are subordinated to those of holders of preferred stocks and debt securities upon the bankruptcy of the issuer.

Extension Risk. During periods of rising interest rates, certain debt obligations may be paid off substantially more slowly than originally anticipated and the value of those securities may fall sharply, resulting in a decline in the Fund’s income and potentially in the value of the Fund’s or an Underlying Fund’s investments.

Financials Sector Risk. Performance of companies in the financials sector may be adversely impacted by many factors, including, among others, changes in government regulations, economic conditions, and interest rates, credit rating downgrades, and decreased liquidity in credit markets. The extent to which the Fund may invest in a company that engages in securities-related activities or banking is limited by applicable law. The impact of changes in capital requirements and recent or future regulation of any individual financial company, or of the financials sector as a whole, cannot be predicted. In recent years, cyber-attacks and technology malfunctions and failures have become increasingly frequent in this sector and have caused significant losses to companies in this sector, which may negatively impact the Fund.

Geographic Risk. A natural disaster could occur in a geographic region in which the Fund or an Underlying Fund invests, which could adversely affect the economy or the business operations of companies in the specific geographic region, causing an adverse impact on the Fund’s or an Underlying Fund’s investments in the affected region.

High Portfolio Turnover Risk. High portfolio turnover (considered by the Fund and the Underlying Funds to mean higher than 100% annually) may result in increased transaction costs to the Fund or an Underlying Fund, including brokerage commissions, dealer mark-ups and other transaction costs on the sale of the securities and on reinvestment in other securities.

High Yield Securities Risk. Securities that are rated below investment-grade (commonly referred to as “junk bonds,” which may include those bonds rated below “BBB-” by Standard & Poor’s® Financial Services LLC, a subsidiary of S&P Global, Inc. (“S&P Global Ratings”) and Fitch Ratings, Inc. (“Fitch”) or “Baa3” by Moody’s Investors Service, Inc. (“Moody’s”)), or are unrated, may be deemed speculative, may involve greater levels of risk than higher-rated securities of similar maturity and may be more likely to default.

Income Risk. The Fund’s income may decline when interest rates fall. This decline can occur because the Fund or an Underlying Fund may subsequently invest in lower-yielding bonds when bonds in its portfolio mature, are near maturity or are called, bonds in the Underlying Index are substituted, or the Fund or an Underlying Fund otherwise needs to purchase additional bonds.

Index-Related Risk. There is no guarantee that the Fund’s investment results will have a high degree of correlation to those of the Underlying Index or that the Fund will achieve its investment objective. Market disruptions and regulatory restrictions could have an adverse effect on the Fund’s ability to adjust its exposure to the required levels in order to track the Underlying Index. Errors in index data, index computations or the construction of the Underlying Index in accordance with its methodology may occur from time to time and may not be identified and corrected by the Index Provider for a period of time or at all, which may have an adverse impact on the Fund and its shareholders.

Interest Rate Risk. An increase in interest rates may cause the value of securities held by the Fund or an Underlying Fund to decline, may lead to heightened volatility in the fixed-income markets and may adversely affect the liquidity of certain fixed-income investments. The historically low interest rate environment, together with recent modest rate increases, heightens the risks associated with rising interest rates.

Investment in Underlying Funds Risk. The Fund invests substantially all of its assets in the Underlying Funds, so the Fund's investment performance is likely to be directly related to the performance of the Underlying Funds. The Fund's NAV will change with changes in the value of the Underlying Funds and other securities in which the Fund invests based on their market valuations. An investment in the Fund will entail more costs and expenses than a direct investment in the Underlying Funds.

As the Underlying Funds, or the Fund's allocations among the Underlying Funds, change from time to time, or to the extent that the expense ratio of any Underlying Fund changes, the weighted average operating expenses borne by the Fund may increase or decrease.

Issuer Risk. The performance of the Fund depends on the performance of individual securities to which the Fund or an Underlying Fund has exposure. Changes in the financial condition or credit rating of an issuer of those securities may cause the value of the securities to decline.

Large-Capitalization Companies Risk. Large-capitalization companies may be less able than smaller capitalization companies to adapt to changing market conditions. Large-capitalization companies may be more mature and subject to more limited growth potential compared with smaller capitalization companies. During different market cycles, the performance of large-capitalization companies has trailed the overall performance of the broader securities markets.

Liquidity Risk. Liquidity risk exists when particular investments are difficult to purchase or sell. This can reduce the Fund's returns because the Fund and an Underlying Fund may be unable to transact at advantageous times or prices.

Management Risk. As the Fund or the Underlying Funds may not fully replicate their respective indexes, they are subject to the risk that BFA's investment strategy may not produce the intended results.

Market Risk. The Fund and the Underlying Funds could lose money over short periods due to short-term market movements and over longer periods during more prolonged market downturns.

Market Trading Risk. The Fund and the Underlying Funds face numerous market trading risks, including the potential lack of an active market for their shares, losses from trading in secondary markets, periods of high volatility and disruptions in the creation/redemption process. ANY OF THESE FACTORS, AMONG OTHERS, MAY LEAD TO THE FUND'S SHARES TRADING AT A PREMIUM OR DISCOUNT TO NAV.

Mid-Capitalization Companies Risk. Compared to large-capitalization companies, mid-capitalization companies may be less stable and more susceptible to adverse developments, and their securities may be more volatile and less liquid.

Model Risk. Neither the Fund nor BFA can offer assurances that the Underlying Index's allocation model will achieve its intended results or maximize returns or minimize risk, or be appropriate for every investor seeking a particular risk profile.

National Closed Market Trading Risk. To the extent that the underlying securities held by the Fund or the Underlying Funds trade on foreign exchanges or in foreign markets that may be closed when the securities exchange on which the Fund's or an Underlying Fund's shares trade is open, there are likely to be deviations between the current price of such an underlying security and the last quoted price for the underlying security (i.e., the Fund's or an Underlying Fund's quote from the closed foreign market). These deviations could result in premiums or discounts to the Fund's or an Underlying Fund's NAV that may be greater than those experienced by other ETFs.

Non-U.S. Issuers Risk. Securities issued by non-U.S. issuers carry different risks from securities issued by U.S. issuers. These risks include differences in accounting, auditing and financial reporting standards, the possibility of expropriation or confiscatory taxation, adverse changes in investment or exchange control regulations, political instability, regulatory and economic differences, and potential restrictions on the flow of international capital.

Non-U.S. Securities Risk. Investments in the securities of non-U.S. issuers are subject to the risks associated with investing in those non-U.S. markets, such as heightened risks of inflation or nationalization. The Fund or an Underlying Fund may lose money due to political, economic and geographic events affecting issuers of non-U.S. securities or non-U.S. markets. In addition, non-U.S. securities markets may trade a small number of securities and may be unable to respond effectively to changes in trading volume, potentially making prompt liquidation of holdings difficult or impossible at times.

Operational Risk. The Fund and the Underlying Funds are exposed to operational risks arising from a number of factors, including, but not limited to, human error, processing and communication errors, errors of the Fund's service providers, counterparties or other third-parties, failed or inadequate processes and technology or systems failures. The Fund, the Underlying Funds and BFA seek to reduce these operational risks through controls and procedures. However, these measures do not address every possible risk and may be inadequate to address significant operational risks.

Passive Investment Risk. The Fund and the Underlying Funds are not actively managed, and BFA generally does not attempt to take defensive positions under any market conditions, including declining markets.

Prepayment Risk. During periods of falling interest rates, issuers of certain debt obligations may repay principal prior to the security's maturity, which may cause the Fund to have to reinvest in securities with lower yields or higher risk of default, resulting in a decline in the Fund's income or return potential.

Privately-Issued Securities Risk. The Fund or the Underlying Funds may invest in privately-issued securities, including those that are normally purchased pursuant to Rule 144A or Regulation S promulgated under the Securities Act of 1933, as amended (the "1933 Act"). Privately-issued securities are securities that have not been registered under the 1933 Act and as a result may be

subject to legal restrictions on resale. Privately-issued securities are generally not traded on established markets and may be illiquid, difficult to value and subject to wide fluctuations in value. Delay or difficulty in selling such securities may result in a loss to the Fund.

Reinvestment Risk. The Fund or an Underlying Fund may invest a portion of its assets in short-term fixed-income instruments and, as a result, may be adversely affected if interest rates fall because they may have to invest in lower-yielding bonds as bonds mature.

Reliance on Trading Partners Risk. The Fund and certain Underlying Funds invest in countries or regions whose economies are heavily dependent upon trading with key partners. Any reduction in this trading may have an adverse impact on the Fund's investments. Through its holdings of securities of certain issuers, the Fund is specifically exposed to **Asian Economic Risk, European Economic Risk and U.S. Economic Risk.**

Risk of Investing in Russia. Investing in Russian securities involves significant risks, including legal, regulatory and economic risks that are specific to Russia. In addition, investing in Russian securities involves risks associated with the settlement of portfolio transactions and loss of the Fund's ownership rights in its portfolio securities as a result of the system of share registration and custody in Russia. A number of jurisdictions, including the U.S., Canada and the European Union (the "EU"), have imposed economic sanctions on certain Russian individuals and Russian corporate entities. These and future sanctions, or even the threat of further sanctions, may adversely affect Russia's economy and the Fund's or the Underlying Fund's investments.

Risk of Investing in the U.S. Certain changes in the U.S. economy, such as when the U.S. economy weakens or when its financial markets decline, may have an adverse effect on the securities to which the Fund or the Underlying Funds has exposure.

Securities Lending Risk. The Fund or an Underlying Fund may engage in securities lending. Securities lending involves the risk that the Fund or the Underlying Funds may lose money because the borrower of the loaned securities fails to return the securities in a timely manner or at all. The Fund or the Underlying Funds could also lose money in the event of a decline in the value of collateral provided for loaned securities or a decline in the value of any investments made with cash collateral. These events could also trigger adverse tax consequences for the Fund or an Underlying Fund.

Small-Capitalization Companies Risk. Compared to mid- and large-capitalization companies, small-capitalization companies may be less stable and more susceptible to adverse developments, and their securities may be more volatile and less liquid.

Structural Risk. The countries in which the Fund or an Underlying Fund invests may be subject to considerable degrees of economic, political and social instability.

Tax Risk. Because the Fund is expected to invest in the Underlying Funds, the Fund's realized losses on sales of shares of an Underlying Fund may be indefinitely or permanently deferred as "wash sales." Distributions of short-term capital gains by an Underlying Fund will be recognized as ordinary income by the

Fund and would not be offset by the Fund's capital loss carryforwards, if any. Capital loss carryforwards of an Underlying Fund, if any, would not offset net capital gains of the Fund.

Tracking Error Risk. The Fund may be subject to tracking error, which is the divergence of a fund's performance from that of the Underlying Index. Tracking error may occur because of differences between the securities and other instruments held in a fund's portfolio and those included in the Underlying Index, pricing differences (including, as applicable, differences between a security's price at the local market close and the Fund's valuation of a security at the time of calculation of the Fund's NAV), differences in transaction costs, the Fund's holding of uninvested cash, differences in timing of the accrual of or the valuation of dividends or interest, the requirements to maintain pass-through tax treatment, portfolio transactions carried out to minimize the distribution of capital gains to shareholders, changes to the Underlying Index or the costs to the Fund of complying with various new or existing regulatory requirements. This risk may be heightened during times of increased market volatility or other unusual market conditions. Tracking error also may result because a fund incurs fees and expenses, while the Underlying Index does not. The Underlying Funds are also subject to tracking error risk in seeking to track their own performance of the applicable underlying indexes.

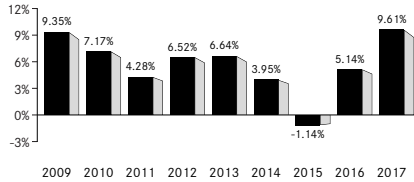
Treaty/Tax Risk. Certain of the Underlying Funds invest all of their assets that are invested in India in wholly owned subsidiaries located in the Republic of Mauritius (the "Subsidiaries"). These Underlying Funds and the Subsidiaries rely on the Double Tax Avoidance Agreement between India and Mauritius ("DTAA") for relief from certain Indian taxes. The DTAA has been renegotiated and as such, treaty relief is reduced or not available on investments in securities made on or after April 1, 2017, which may result in higher taxes and/or lower returns for the Fund. After April 1, 2017, an Underlying Fund may continue to invest in a Subsidiary until an alternative method for investing in the securities of Indian issuers is selected.

Valuation Risk. The price the Fund or an Underlying Fund could receive upon the sale of a security or other asset may differ from the Fund's or the Underlying Fund's valuation of the security or other asset and from the value used by the Underlying Index, particularly for securities or other assets that trade in low volume or volatile markets or that are valued using a fair value methodology as a result of trade suspensions or for other reasons. In addition, the value of the securities or other assets in the Fund's or an Underlying Fund's portfolio may change on days or during time periods when shareholders will not be able to purchase or sell the Fund's or an Underlying Fund's shares. Authorized Participants who purchase or redeem shares of the Fund or an Underlying Fund on days when the Fund or an Underlying Fund is holding fair-valued securities may receive fewer or more shares, or lower or higher redemption proceeds, than they would have received had the Fund or an Underlying Fund not fair-valued securities or used a different valuation methodology. The Fund's or an Underlying Fund's ability to value investments may be impacted by technological issues or errors by pricing services or other third-party service providers.

Performance Information

The bar chart and table that follow show how the Fund has performed on a calendar year basis and provide an indication of the risks of investing in the Fund. Both assume that all dividends and distributions have been reinvested in the Fund. Past performance (before and after taxes) does not necessarily indicate how the Fund will perform in the future. Supplemental information about the Fund's performance is shown under the heading *Total Return Information* in the *Supplemental Information* section of the Prospectus. If BFA had not waived certain Fund fees during certain periods, the Fund's returns would have been lower.

Year by Year Returns¹ (Years Ended December 31)



¹ The Fund's year-to-date return as of September 30, 2018 was 0.35%.

The best calendar quarter return during the periods shown above was 6.07% in the 3rd quarter of 2009; the worst was -2.95% in the 1st quarter of 2009.

Updated performance information may be obtained by visiting our website at www.iShares.com or by calling 1-800-iShares (1-800-474-2737) (toll free).

**Average Annual Total Returns
(for the periods ended December 31, 2017)**

	<u>One Year</u>	<u>Five Years</u>	<u>Since Fund Inception</u>
(Inception Date: 11/4/2008)			
Return Before Taxes	9.61%	4.78%	5.72%
Return After Taxes on Distributions ²	8.50%	3.97%	4.95%
Return After Taxes on Distributions and Sale of Fund Shares ²	5.70%	3.41%	4.26%
S&P Target Risk Conservative Index (Index returns do not reflect deductions for fees, expenses, or taxes)	9.87%	4.85%	5.79%

² After-tax returns in the table above are calculated using the historical highest individual U.S. federal marginal income tax rates and do not reflect the impact of state or local taxes. Actual after-tax returns depend on an investor's tax situation and may differ from those shown, and after-tax returns shown are not relevant to tax-exempt investors or investors who hold shares through tax-deferred arrangements, such as 401(k) plans or individual retirement accounts ("IRAs"). Fund returns after taxes on distributions and sales of Fund shares are calculated assuming that an investor has sufficient capital gains of the same character from other investments to offset any capital losses from the sale of Fund shares. As a result, Fund returns after taxes on distributions and sales of Fund shares may exceed Fund returns before taxes and/or returns after taxes on distributions.

Management

Investment Adviser. BlackRock Fund Advisors.

Portfolio Managers. Rachel Aguirre, Diane Hsiung, Jennifer Hsui, Alan Mason, Greg Savage and Amy Whitelaw (the "Portfolio Managers") are primarily responsible for the day-to-day management of the Fund. Each Portfolio Manager supervises a portfolio management team. Ms. Aguirre, Ms. Hsiung, Ms. Hsui, Mr. Mason, Mr. Savage and Ms. Whitelaw have been Portfolio Managers of the Fund since 2018, 2008, 2012, 2016, 2008 and 2018, respectively.

Purchase and Sale of Fund Shares

The Fund is an ETF. Individual shares of the Fund are listed on a national securities exchange. Most investors will buy and sell shares of the Fund through a broker-dealer. The price of Fund shares is based on market price, and because ETF shares trade at market prices rather than at NAV, shares may trade at a price greater than NAV (a premium) or less than NAV (a discount). The Fund will only issue or redeem shares that have been aggregated into blocks of 50,000 shares or multiples thereof ("Creation Units") to Authorized Participants who have entered into agreements with the Fund's distributor. The Fund generally will issue or redeem Creation Units in return for a designated portfolio of securities (and an amount of cash) that the Fund specifies each day.

Tax Information

The Fund intends to make distributions that may be taxable to you as ordinary income or capital gains, unless you are investing through a tax-deferred arrangement such as a 401(k) plan or an IRA, in which case, your distributions generally will be taxed when withdrawn.

Payments to Broker-Dealers and other Financial Intermediaries

If you purchase shares of the Fund through a broker-dealer or other financial intermediary (such as a bank), BFA or other related companies may pay the intermediary for marketing activities and presentations, educational training programs, conferences, the development of technology platforms and reporting systems or other services related to the sale or promotion of the Fund. These payments may create a conflict of interest by influencing the broker-dealer or other intermediary and your salesperson to recommend the Fund over another investment. Ask your salesperson or visit your financial intermediary's website for more information.

iShares Core Moderate Allocation ETF

Ticker: AOM

Stock Exchange: NYSE Arca

Investment Objective

The iShares Core Moderate Allocation ETF (the "Fund") seeks to track the investment results of an index composed of a portfolio of underlying equity and fixed income funds intended to represent a moderate target risk allocation strategy.

Fees and Expenses

The following table describes the fees and expenses that you will incur if you own shares of the Fund. The investment advisory agreement between iShares Trust (the "Trust") and BlackRock Fund Advisors ("BFA") (the "Investment Advisory Agreement") provides that BFA will pay all operating expenses of the Fund, except the management fees, interest expenses, taxes, expenses incurred with respect to the acquisition and disposition of portfolio securities and the execution of portfolio transactions, including brokerage commissions, distribution fees or expenses, litigation expenses and any extraordinary expenses. The Fund may incur "Acquired Fund Fees and Expenses." Acquired Fund Fees and Expenses reflect the Fund's *pro rata* share of the fees and expenses incurred by investing in other investment companies. The impact of Acquired Fund Fees and Expenses is included in the total returns of the Fund. Acquired Fund Fees and Expenses are not included in the calculation of the ratio of expenses to average net assets shown in the *Financial Highlights* section of the Fund's prospectus (the "Prospectus"). BFA, the investment adviser to the Fund, has contractually agreed to waive a portion of its management fees in an amount equal to the Acquired Fund Fees and Expenses, if any, attributable to investments by the Fund in other series of the Trust and iShares, Inc. through November 30, 2021. The contractual waiver may be terminated prior to November 30, 2021 only upon written agreement of the Trust and BFA.

You may also incur usual and customary brokerage commissions and other charges when buying or selling shares of the Fund, which are not reflected in the example that follows:

Annual Fund Operating Expenses
(ongoing expenses that you pay each year as a
percentage of the value of your investments)

Management Fees	Distribution and Service (12b-1) Fees	Other Expenses	Acquired Fund Fees and Expenses	Total Annual Fund Operating Expenses	Fee Waiver	Total Annual Fund Operating Expenses After Fee Waiver
0.25%	None	None	0.07%	0.32%	(0.07)%	0.25%

Example. This Example is intended to help you compare the cost of owning shares of the Fund with the cost of investing in other funds. The Example assumes that you invest \$10,000 in the Fund for the time periods indicated and then sell all of your shares at the end of those periods. The Example also assumes that your investment has a 5% return each year and that the Fund's operating expenses remain the same. Although your actual costs may be higher or lower, based on these assumptions, your costs would be:

1 Year	3 Years	5 Years	10 Years
\$26	\$80	\$157	\$384

Portfolio Turnover. The Fund and the other funds in which the Fund invests (each, an "Underlying Fund" and collectively, the "Underlying Funds"), may pay transaction costs, such as commissions, when they buy and sell securities (or "turn over" their portfolio). A higher portfolio turnover rate for the Fund or Underlying Funds may indicate higher transaction costs and may cause the Fund or Underlying Funds to incur increased expenses. These costs, which are not reflected in the Annual Fund Operating Expenses or in the Example (except costs to Underlying Funds included as part of Acquired Fund Fees and Expenses), affect the Fund's performance. To the extent an Underlying Fund incurs costs from high portfolio turnover, such costs may have a negative effect on the performance of the Fund. During the most recent fiscal year, the Fund's portfolio turnover rate was 40% of the average value of its portfolio.

Principal Investment Strategies

The Fund is a fund of funds and seeks to achieve its investment objective by investing primarily in other iShares Underlying Funds

that themselves seek investment results corresponding to their own respective underlying indexes. The Underlying Funds invest primarily in distinct asset classes, such as large- or mid-capitalization U.S. or non-U.S. equity, the aggregate bond market (including allocation to international bonds as well as USD-denominated bonds) or the U.S. Treasury bond market; each such asset class has its own risk profile.

The S&P Target Risk Moderate Index (the "Underlying Index") is composed of a portfolio of equity and fixed-income iShares Underlying Funds and measures the performance of the S&P Dow Jones Indices LLC (the "Index Provider" or "SPDJI") proprietary allocation model that is intended to represent a "moderate" target risk allocation strategy as defined by SPDJI. The Underlying Index seeks to provide significant exposure to fixed income, while also providing increased opportunity for capital growth through equities. SPDJI's estimation of a moderate target risk allocation may differ from your own.

The Fund is designed for investors seeking current income, some capital preservation and an opportunity for moderate to low

capital appreciation. As of July 31, 2018, the Underlying Index included a fixed allocation of 40% of its assets in Underlying Funds that invest primarily in equity securities and 60% of its assets in Underlying Funds that invest primarily in bonds. As of July 31, 2018, the Fund invested approximately 39.89% of its assets in Underlying Funds that invest primarily in equity securities, 59.92% of its assets in Underlying Funds that invest primarily in bonds and the remainder of its assets in Underlying Funds that invest primarily in money market instruments.

As of July 31, 2018, the Fund invested in the iShares Core International Aggregate Bond ETF, iShares Core MSCI Emerging Markets ETF, iShares Core MSCI International Developed Markets ETF, iShares Core S&P 500 ETF, iShares Core S&P Mid-Cap ETF, iShares Core S&P Small-Cap ETF, iShares Core Total USD Bond Market ETF and money market funds advised by BFA or its affiliates ("BlackRock Cash Funds"). BFA may add, eliminate or replace any or all Underlying Funds at any time. As of July 31, 2018, a significant portion of the Underlying Index is represented by companies in the financials industry or sector. The components of the Underlying Index are likely to change over time.

BFA uses a "passive" or indexing approach to try to achieve the Fund's investment objective. Unlike many investment companies, the Fund does not try to "beat" the index it tracks and does not seek temporary defensive positions when markets decline or appear overvalued.

Indexing may eliminate the chance that the Fund will substantially outperform the Underlying Index but also may reduce some of the risks of active management, such as poor security selection.

Indexing seeks to achieve lower costs and better after-tax performance by keeping portfolio turnover low in comparison to actively managed investment companies.

BFA uses a representative sampling indexing strategy to manage the Fund. "Representative sampling" is an indexing strategy that involves investing in a representative sample of securities that collectively has an investment profile similar to that of an applicable underlying index. The securities selected are expected to have, in the aggregate, investment characteristics (based on factors such as market capitalization and industry weightings), fundamental characteristics (such as return variability and yield) and liquidity measures similar to those of an applicable underlying index. The Fund and an Underlying Fund may or may not hold all of the securities in the applicable Underlying Index.

The Fund generally will invest at least 90% of its assets in the component securities of the Underlying Index and may invest up to 10% of its assets in certain futures, options and swap contracts, cash and cash equivalents, including shares of BlackRock Cash Funds, as well as in securities not included in the Underlying Index, but which BFA believes will help the Fund track the Underlying Index. The Fund seeks to track the investment results of the Underlying Index before fees and expenses of the Fund.

The Fund may lend securities representing up to one-third of the value of the Fund's total assets (including the value of any collateral received).

The Underlying Index is a product of SPDJ which is independent of the Fund and BFA. The Index Provider determines the composition and relative weightings of the securities in the Underlying Index and publishes information regarding the market value of the Underlying Index.

Industry Concentration Policy. The Fund will concentrate its investments (*i.e.*, hold 25% or more of its total assets) in a particular industry or group of industries to approximately the same extent that the Underlying Index is concentrated. For purposes of this limitation, securities of the U.S. government (including its agencies and instrumentalities) and repurchase agreements collateralized by U.S. government securities are not considered to be issued by members of any industry.

Summary of Principal Risks

As with any investment, you could lose all or part of your investment in the Fund, and the Fund's performance could trail that of other investments. The Fund is subject to certain risks, including the principal risks noted below (either directly or through its investments in the Underlying Funds), any of which may adversely affect the Fund's net asset value per share ("NAV"), trading price, yield, total return and ability to meet its investment objective.

Affiliated Fund Risk. In managing the Fund, BFA will have the ability to select Underlying Funds and substitute Underlying Funds with other exchange-traded funds ("ETFs") that it believes will achieve the Fund's objective. BFA may be subject to potential conflicts of interest in selecting Underlying Funds and substituting Underlying Funds with other ETFs because the fees paid to BFA by some Underlying Funds and other ETFs managed by BFA may be higher than the fees paid by other Underlying Funds. If an Underlying Fund or other ETF holds interests in an affiliated fund in excess of a certain amount, the Fund may be prohibited from purchasing shares of that Underlying Fund or other ETF.

Allocation Risk. The Fund's ability to achieve its investment objective depends upon the Index Provider's ability to develop a model that accurately assesses the Fund's asset class allocation and selects the best mix of Underlying Funds and other ETFs. There is a risk that the Index Provider's evaluations and assumptions regarding asset classes or Underlying Funds, which are utilized as inputs in the model, may be incorrect in view of actual market conditions.

Asset Class Risk. Securities and other assets in the Underlying Index or in the Fund's or an Underlying Fund's portfolio may underperform in comparison to the general financial markets, a particular financial market or other asset classes.

Authorized Participant Concentration Risk. Only an Authorized Participant may engage in creation or redemption transactions directly with the Fund. The Fund has a limited number of institutions that may act as Authorized Participants on an agency basis (*i.e.*, on behalf of other market participants). To the extent that Authorized Participants exit the business or are unable to proceed with creation or redemption orders with respect to the Fund and no other Authorized Participant is able to step forward to create or redeem Creation Units (as defined in the *Purchase and Sale of Fund Shares* section of the Prospectus), Fund shares may be more likely to trade at a premium or discount to NAV and possibly face trading halts or delisting. Authorized Participant concentration risk may be heightened for ETFs, such as the Fund, that invest in securities issued by non-U.S. issuers or other securities or instruments that have lower trading volumes.

Call Risk. During periods of falling interest rates, an issuer of a callable bond held by the Fund or an Underlying Fund may "call" or repay the security before its stated maturity, and the Fund or

an Underlying Fund may have to reinvest the proceeds in securities with lower yields, which would result in a decline in the Fund's income, or in securities with greater risks or with other less favorable features.

Concentration Risk. The Fund may be susceptible to an increased risk of loss, including losses due to adverse events that affect the Fund's investments more than the market as a whole, to the extent that the Fund's or an Underlying Fund's investments are concentrated in the securities of a particular issuer or issuers, country, group of countries, region, market, industry, group of industries, sector or asset class.

Credit Risk. Debt issuers and other counterparties may be unable or unwilling to make timely interest and/or principal payments when due or otherwise honor their obligations. Changes in an issuer's credit rating or the market's perception of an issuer's creditworthiness may also adversely affect the value of the Fund's or an Underlying Fund's investment in that issuer. The degree of credit risk depends on an issuer's or counterparty's financial condition and on the terms of an obligation.

Currency Risk. Because the Fund's and the Underlying Funds' NAVs are determined in U.S. dollars, the Fund's NAV could decline if a currency of a non-U.S. market in which a Fund or an Underlying Fund invests depreciates against the U.S. dollar or if there are delays or limits on repatriation of such currency. Currency exchange rates can be very volatile and can change quickly and unpredictably. As a result, the Fund's NAV may change quickly and without warning.

Cyber Security Risk. Failures or breaches of the electronic systems of the Fund or the Underlying Funds, the Funds' or the Underlying Funds' adviser, distributor, or other service providers, the Index Provider, market makers, Authorized Participants or the issuers of securities in which the Fund invests have the ability to cause disruptions and negatively impact the Fund's business operations, potentially resulting in financial losses to the Fund and its shareholders. While the Fund has established business continuity plans and risk management systems seeking to address system breaches or failures, there are inherent limitations in such plans and systems. Furthermore, the Fund cannot control the cyber security plans and systems of the Fund's service providers, the Index Provider, market makers, Authorized Participants or issuers of securities in which the Fund invests.

Derivatives Risk. The Fund or an Underlying Fund may invest in certain types of derivatives contracts, including futures, options and swaps, which can be more sensitive to changes in interest rates or to sudden fluctuations in market prices than conventional securities, which can result in greater losses to the Fund.

Equity Securities Risk. Equity securities are subject to changes in value, and their values may be more volatile than those of other asset classes. Certain Underlying Funds invest in common stocks, which generally subject their holders to more risks than preferred stocks and debt securities because common stockholders' claims are subordinated to those of holders of preferred stocks and debt securities upon the bankruptcy of the issuer.

Extension Risk. During periods of rising interest rates, certain debt obligations may be paid off substantially more slowly than originally anticipated and the value of those securities may fall

sharply, resulting in a decline in the Fund's income and potentially in the value of the Fund's or an Underlying Fund's investments.

Financials Sector Risk. Performance of companies in the financials sector may be adversely impacted by many factors, including, among others, changes in government regulations, economic conditions, and interest rates, credit rating downgrades, and decreased liquidity in credit markets. The extent to which the Fund may invest in a company that engages in securities-related activities or banking is limited by applicable law. The impact of changes in capital requirements and recent or future regulation of any individual financial company, or of the financials sector as a whole, cannot be predicted. In recent years, cyber-attacks and technology malfunctions and failures have become increasingly frequent in this sector and have caused significant losses to companies in this sector, which may negatively impact the Fund.

Geographic Risk. A natural disaster could occur in a geographic region in which the Fund or an Underlying Fund invests, which could adversely affect the economy or the business operations of companies in the specific geographic region, causing an adverse impact on the Fund's or an Underlying Fund's investments in the affected region.

High Portfolio Turnover Risk. High portfolio turnover (considered by the Fund and the Underlying Funds to mean higher than 100% annually) may result in increased transaction costs to the Fund or an Underlying Fund, including brokerage commissions, dealer mark-ups and other transaction costs on the sale of the securities and on reinvestment in other securities.

High Yield Securities Risk. Securities that are rated below investment-grade (commonly referred to as "junk bonds," which may include those bonds rated below "BBB-" by Standard & Poor's® Financial Services LLC, a subsidiary of S&P Global, Inc. ("S&P Global Ratings") and Fitch Ratings, Inc. ("Fitch") or "Baa3" by Moody's Investors Service, Inc. ("Moody's")), or are unrated, may be deemed speculative, may involve greater levels of risk than higher-rated securities of similar maturity and may be more likely to default.

Income Risk. The Fund's income may decline when interest rates fall. This decline can occur because the Fund or an Underlying Fund may subsequently invest in lower-yielding bonds when bonds in its portfolio mature, are near maturity or are called, bonds in the Underlying Index are substituted, or the Fund or an Underlying Fund otherwise needs to purchase additional bonds.

Index-Related Risk. There is no guarantee that the Fund's investment results will have a high degree of correlation to those of the Underlying Index or that the Fund will achieve its investment objective. Market disruptions and regulatory restrictions could have an adverse effect on the Fund's ability to adjust its exposure to the required levels in order to track the Underlying Index. Errors in index data, index computations or the construction of the Underlying Index in accordance with its methodology may occur from time to time and may not be identified and corrected by the Index Provider for a period of time or at all, which may have an adverse impact on the Fund and its shareholders.

Interest Rate Risk. An increase in interest rates may cause the value of securities held by the Fund or an Underlying Fund to decline, may lead to heightened volatility in the fixed-income

markets and may adversely affect the liquidity of certain fixed-income investments. The historically low interest rate environment, together with recent modest rate increases, heightens the risks associated with rising interest rates.

Investment in Underlying Funds Risk. The Fund invests substantially all of its assets in the Underlying Funds, so the Fund's investment performance is likely to be directly related to the performance of the Underlying Funds. The Fund's NAV will change with changes in the value of the Underlying Funds and other securities in which the Fund invests based on their market valuations. An investment in the Fund will entail more costs and expenses than a direct investment in the Underlying Funds.

As the Underlying Funds, or the Fund's allocations among the Underlying Funds, change from time to time, or to the extent that the expense ratio of any Underlying Fund changes, the weighted average operating expenses borne by the Fund may increase or decrease.

Issuer Risk. The performance of the Fund depends on the performance of individual securities to which the Fund or an Underlying Fund has exposure. Changes in the financial condition or credit rating of an issuer of those securities may cause the value of the securities to decline.

Large-Capitalization Companies Risk. Large-capitalization companies may be less able than smaller capitalization companies to adapt to changing market conditions. Large-capitalization companies may be more mature and subject to more limited growth potential compared with smaller capitalization companies. During different market cycles, the performance of large-capitalization companies has trailed the overall performance of the broader securities markets.

Liquidity Risk. Liquidity risk exists when particular investments are difficult to purchase or sell. This can reduce the Fund's returns because the Fund and an Underlying Fund may be unable to transact at advantageous times or prices.

Management Risk. As the Fund or the Underlying Funds may not fully replicate their respective indexes, they are subject to the risk that BFA's investment strategy may not produce the intended results.

Market Risk. The Fund and the Underlying Funds could lose money over short periods due to short-term market movements and over longer periods during more prolonged market downturns.

Market Trading Risk. The Fund and the Underlying Funds face numerous market trading risks, including the potential lack of an active market for their shares, losses from trading in secondary markets, periods of high volatility and disruptions in the creation/redemption process. ANY OF THESE FACTORS, AMONG OTHERS, MAY LEAD TO THE FUND'S SHARES TRADING AT A PREMIUM OR DISCOUNT TO NAV.

Mid-Capitalization Companies Risk. Compared to large-capitalization companies, mid-capitalization companies may be less stable and more susceptible to adverse developments, and their securities may be more volatile and less liquid.

Model Risk. Neither the Fund nor BFA can offer assurances that the Underlying Index's allocation model will achieve its intended results or maximize returns or minimize risk, or be appropriate for every investor seeking a particular risk profile.

National Closed Market Trading Risk. To the extent that the underlying securities held by the Fund or the Underlying Funds trade on foreign exchanges or in foreign markets that may be closed when the securities exchange on which the Fund's or an Underlying Fund's shares trade is open, there are likely to be deviations between the current price of such an underlying security and the last quoted price for the underlying security (*i.e.*, the Fund's or an Underlying Fund's quote from the closed foreign market). These deviations could result in premiums or discounts to the Fund's or an Underlying Fund's NAV that may be greater than those experienced by other ETFs.

Non-U.S. Issuers Risk. Securities issued by non-U.S. issuers carry different risks from securities issued by U.S. issuers. These risks include differences in accounting, auditing and financial reporting standards, the possibility of expropriation or confiscatory taxation, adverse changes in investment or exchange control regulations, political instability, regulatory and economic differences, and potential restrictions on the flow of international capital.

Non-U.S. Securities Risk. Investments in the securities of non-U.S. issuers are subject to the risks associated with investing in those non-U.S. markets, such as heightened risks of inflation or nationalization. The Fund or an Underlying Fund may lose money due to political, economic and geographic events affecting issuers of non-U.S. securities or non-U.S. markets. In addition, non-U.S. securities markets may trade a small number of securities and may be unable to respond effectively to changes in trading volume, potentially making prompt liquidation of holdings difficult or impossible at times.

Operational Risk. The Fund and the Underlying Funds are exposed to operational risks arising from a number of factors, including, but not limited to, human error, processing and communication errors, errors of the Fund's service providers, counterparties or other third-parties, failed or inadequate processes and technology or systems failures. The Fund, the Underlying Funds and BFA seek to reduce these operational risks through controls and procedures. However, these measures do not address every possible risk and may be inadequate to address significant operational risks.

Passive Investment Risk. The Fund and the Underlying Funds are not actively managed, and BFA generally does not attempt to take defensive positions under any market conditions, including declining markets.

Prepayment Risk. During periods of falling interest rates, issuers of certain debt obligations may repay principal prior to the security's maturity, which may cause the Fund to have to reinvest in securities with lower yields or higher risk of default, resulting in a decline in the Fund's income or return potential.

Privately-Issued Securities Risk. The Fund or the Underlying Funds may invest in privately-issued securities, including those that are normally purchased pursuant to Rule 144A or Regulation S promulgated under the Securities Act of 1933, as amended (the "1933 Act"). Privately-issued securities are securities that have not been registered under the 1933 Act and as a result may be subject to legal restrictions on resale. Privately-issued securities are generally not traded on established markets and may be illiquid, difficult to value and subject to wide fluctuations in value. Delay or difficulty in selling such securities may result in a loss to the Fund.

Reinvestment Risk. The Fund or an Underlying Fund may invest a portion of its assets in short-term fixed-income instruments and, as a result, may be adversely affected if interest rates fall because they may have to invest in lower-yielding bonds as bonds mature.

Reliance on Trading Partners Risk. The Fund and certain Underlying Funds invest in countries or regions whose economies are heavily dependent upon trading with key partners. Any reduction in this trading may have an adverse impact on the Fund's investments. Through its holdings of securities of certain issuers, the Fund is specifically exposed to **Asian Economic Risk, European Economic Risk** and **U.S. Economic Risk**.

Risk of Investing in Russia. Investing in Russian securities involves significant risks, including legal, regulatory and economic risks that are specific to Russia. In addition, investing in Russian securities involves risks associated with the settlement of portfolio transactions and loss of the Fund's ownership rights in its portfolio securities as a result of the system of share registration and custody in Russia. A number of jurisdictions, including the U.S., Canada and the European Union (the "EU"), have imposed economic sanctions on certain Russian individuals and Russian corporate entities. These and future sanctions, or even the threat of further sanctions, may adversely affect Russia's economy and the Fund's or the Underlying Fund's investments.

Risk of Investing in the U.S. Certain changes in the U.S. economy, such as when the U.S. economy weakens or when its financial markets decline, may have an adverse effect on the securities to which the Fund or the Underlying Funds has exposure.

Securities Lending Risk. The Fund or an Underlying Fund may engage in securities lending. Securities lending involves the risk that the Fund or the Underlying Funds may lose money because the borrower of the loaned securities fails to return the securities in a timely manner or at all. The Fund or the Underlying Funds could also lose money in the event of a decline in the value of collateral provided for loaned securities or a decline in the value of any investments made with cash collateral. These events could also trigger adverse tax consequences for the Fund or an Underlying Fund.

Small-Capitalization Companies Risk. Compared to mid- and large-capitalization companies, small-capitalization companies may be less stable and more susceptible to adverse developments, and their securities may be more volatile and less liquid.

Tax Risk. Because the Fund is expected to invest in the Underlying Funds, the Fund's realized losses on sales of shares of an Underlying Fund may be indefinitely or permanently deferred as "wash sales." Distributions of short-term capital gains by an Underlying Fund will be recognized as ordinary income by the Fund and would not be offset by the Fund's capital loss carryforwards, if any. Capital loss carryforwards of an Underlying Fund, if any, would not offset net capital gains of the Fund.

Tracking Error Risk. The Fund may be subject to tracking error, which is the divergence of a fund's performance from that of the

Underlying Index. Tracking error may occur because of differences between the securities and other instruments held in a fund's portfolio and those included in the Underlying Index, pricing differences (including, as applicable, differences between a security's price at the local market close and the Fund's valuation of a security at the time of calculation of the Fund's NAV), differences in transaction costs, the Fund's holding of uninvested cash, differences in timing of the accrual of or the valuation of dividends or interest, the requirements to maintain pass-through tax treatment, portfolio transactions carried out to minimize the distribution of capital gains to shareholders, changes to the Underlying Index or the costs to the Fund of complying with various new or existing regulatory requirements. This risk may be heightened during times of increased market volatility or other unusual market conditions. Tracking error also may result because a fund incurs fees and expenses, while the Underlying Index does not. The Underlying Funds are also subject to tracking error risk in seeking to track their own performance of the applicable underlying indexes.

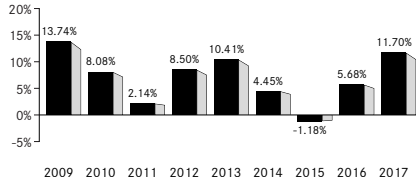
Treaty/Tax Risk. Certain of the Underlying Funds invest all of their assets that are invested in India in wholly owned subsidiaries located in the Republic of Mauritius (the "Subsidiaries"). These Underlying Funds and the Subsidiaries rely on the Double Tax Avoidance Agreement between India and Mauritius ("DTAA") for relief from certain Indian taxes. The DTAA has been renegotiated and as such, treaty relief is reduced or not available on investments in securities made on or after April 1, 2017, which may result in higher taxes and/or lower returns for the Fund. After April 1, 2017, an Underlying Fund may continue to invest in a Subsidiary until an alternative method for investing in the securities of Indian issuers is selected.

Valuation Risk. The price the Fund or an Underlying Fund could receive upon the sale of a security or other asset may differ from the Fund's or the Underlying Fund's valuation of the security or other asset and from the value used by the Underlying Index, particularly for securities or other assets that trade in low volume or volatile markets or that are valued using a fair value methodology as a result of trade suspensions or for other reasons. In addition, the value of the securities or other assets in the Fund's or an Underlying Fund's portfolio may change on days or during time periods when shareholders will not be able to purchase or sell the Fund's or an Underlying Fund's shares. Authorized Participants who purchase or redeem shares of the Fund or an Underlying Fund on days when the Fund or an Underlying Fund is holding fair-valued securities may receive fewer or more shares, or lower or higher redemption proceeds, than they would have received had the Fund or an Underlying Fund not fair-valued securities or used a different valuation methodology. The Fund's or an Underlying Fund's ability to value investments may be impacted by technological issues or errors by pricing services or other third-party service providers.

Performance Information

The bar chart and table that follow show how the Fund has performed on a calendar year basis and provide an indication of the risks of investing in the Fund. Both assume that all dividends and distributions have been reinvested in the Fund. Past performance (before and after taxes) does not necessarily indicate how the Fund will perform in the future. Supplemental information about the Fund's performance is shown under the heading *Total Return Information* in the *Supplemental Information* section of the Prospectus. If BFA had not waived certain Fund fees during certain periods, the Fund's returns would have been lower.

Year by Year Returns¹ (Years Ended December 31)



¹ The Fund's year-to-date return as of September 30, 2018 was 0.83%.

The best calendar quarter return during the periods shown above was 8.84% in the 3rd quarter of 2009; the worst was -5.42% in the 1st quarter of 2009.

Updated performance information may be obtained by visiting our website at www.iShares.com or by calling 1-800-iShares (1-800-474-2737) (toll free).

**Average Annual Total Returns
(for the periods ended December 31, 2017)**

	<u>One Year</u>	<u>Five Years</u>	<u>Since Fund Inception</u>
(Inception Date: 11/4/2008)			
Return Before Taxes	11.70%	6.11%	6.77%
Return After Taxes on Distributions ²	10.49%	5.31%	6.05%
Return After Taxes on Distributions and Sale of Fund Shares ²	6.99%	4.50%	5.19%
S&P Target Risk Moderate Index (Index returns do not reflect deductions for fees, expenses, or taxes)	11.93%	6.19%	6.86%

² After-tax returns in the table above are calculated using the historical highest individual U.S. federal marginal income tax rates and do not reflect the impact of state or local taxes. Actual after-tax returns depend on an investor's tax situation and may differ from those shown, and after-tax returns shown are not relevant to tax-exempt investors or investors who hold shares through tax-deferred arrangements, such as 401(k) plans or individual retirement accounts ("IRAs"). Fund returns after taxes on distributions and sales of Fund shares are calculated assuming that an investor has sufficient capital gains of the same character from other investments to offset any capital losses from the sale of Fund shares. As a result, Fund returns after taxes on distributions and sales of Fund shares may exceed Fund returns before taxes and/or returns after taxes on distributions.

Management

Investment Adviser. BlackRock Fund Advisors.

Portfolio Managers. Rachel Aguirre, Diane Hsiung, Jennifer Hsui, Alan Mason, Greg Savage and Amy Whitelaw (the "Portfolio Managers") are primarily responsible for the day-to-day management of the Fund. Each Portfolio Manager supervises a portfolio management team. Ms. Aguirre, Ms. Hsiung, Ms. Hsui, Mr. Mason, Mr. Savage and Ms. Whitelaw have been Portfolio Managers of the Fund since 2018, 2008, 2012, 2016, 2008 and 2018, respectively.

Purchase and Sale of Fund Shares

The Fund is an ETF. Individual shares of the Fund are listed on a national securities exchange. Most investors will buy and sell shares of the Fund through a broker-dealer. The price of Fund shares is based on market price, and because ETF shares trade at market prices rather than at NAV, shares may trade at a price greater than NAV (a premium) or less than NAV (a discount). The Fund will only issue or redeem shares that have been aggregated into blocks of 50,000 shares or multiples thereof ("Creation Units") to Authorized Participants who have entered into agreements with the Fund's distributor. The Fund generally will issue or redeem Creation Units in return for a designated portfolio of securities (and an amount of cash) that the Fund specifies each day.

Tax Information

The Fund intends to make distributions that may be taxable to you as ordinary income or capital gains, unless you are investing through a tax-deferred arrangement such as a 401(k) plan or an IRA, in which case, your distributions generally will be taxed when withdrawn.

Payments to Broker-Dealers and other Financial Intermediaries

If you purchase shares of the Fund through a broker-dealer or other financial intermediary (such as a bank), BFA or other related companies may pay the intermediary for marketing activities and presentations, educational training programs, conferences, the development of technology platforms and reporting systems or other services related to the sale or promotion of the Fund. These payments may create a conflict of interest by influencing the broker-dealer or other intermediary and your salesperson to recommend the Fund over another investment. Ask your salesperson or visit your financial intermediary's website for more information.

iShares Core Growth Allocation ETF

Ticker: AOR

Stock Exchange: NYSE Arca

Investment Objective

The iShares Core Growth Allocation ETF (the "Fund") seeks to track the investment results of an index composed of a portfolio of underlying equity and fixed income funds intended to represent a growth allocation target risk strategy.

Fees and Expenses

The following table describes the fees and expenses that you will incur if you own shares of the Fund. The investment advisory agreement between iShares Trust (the "Trust") and BlackRock Fund Advisors ("BFA") (the "Investment Advisory Agreement") provides that BFA will pay all operating expenses of the Fund, except the management fees, interest expenses, taxes, expenses incurred with respect to the acquisition and disposition of portfolio securities and the execution of portfolio transactions, including brokerage commissions, distribution fees or expenses, litigation expenses and any extraordinary expenses. The Fund may incur "Acquired Fund Fees and Expenses." Acquired Fund Fees and Expenses reflect the Fund's *pro rata* share of the fees and expenses incurred by investing in other investment companies. The impact of Acquired Fund Fees and Expenses is included in the total returns of the Fund. Acquired Fund Fees and Expenses are not included in the calculation of the ratio of expenses to average net assets shown in the *Financial Highlights* section of the Fund's prospectus (the "Prospectus"). BFA, the investment adviser to the Fund, has contractually agreed to waive a portion of its management fees in an amount equal to the Acquired Fund Fees and Expenses, if any, attributable to investments by the Fund in other series of the Trust and iShares, Inc. through November 30, 2021. The contractual waiver may be terminated prior to November 30, 2021 only upon written agreement of the Trust and BFA.

You may also incur usual and customary brokerage commissions and other charges when buying or selling shares of the Fund, which are not reflected in the example that follows:

Annual Fund Operating Expenses
(ongoing expenses that you pay each year as a percentage of the value of your investments)

Management Fees	Distribution and Service (12b-1) Fees	Other Expenses	Acquired Fund Fees and Expenses	Total Annual Fund Operating Expenses	Fee Waiver	Total Annual Fund Operating Expenses After Fee Waiver
0.25%	None	None	0.07%	0.32%	(0.07%)	0.25%

Example. This Example is intended to help you compare the cost of owning shares of the Fund with the cost of investing in other funds. The Example assumes that you invest \$10,000 in the Fund for the time periods indicated and then sell all of your shares at the end of those periods. The Example also assumes that your investment has a 5% return each year and that the Fund's operating expenses remain the same. Although your actual costs may be higher or lower, based on these assumptions, your costs would be:

<u>1 Year</u>	<u>3 Years</u>	<u>5 Years</u>	<u>10 Years</u>
\$26	\$80	\$157	\$384

Portfolio Turnover. The Fund and the other funds in which the Fund invests (each, an "Underlying Fund" and collectively, the "Underlying Funds"), may pay transaction costs, such as commissions, when they buy and sell securities (or "turn over" their portfolio). A higher portfolio turnover rate for the Fund or Underlying Funds may indicate higher transaction costs and may cause the Fund or Underlying Funds to incur increased expenses. These costs, which are not reflected in the Annual Fund Operating Expenses or in the Example (except costs to Underlying Funds included as part of Acquired Fund Fees and Expenses), affect the Fund's performance. To the extent an Underlying Fund incurs costs from high portfolio turnover, such costs may have a negative effect on the performance of the Fund. During the most recent fiscal year, the Fund's portfolio turnover rate was 44% of the average value of its portfolio.

Principal Investment Strategies

The Fund is a fund of funds and seeks to achieve its investment objective by investing primarily in other iShares Underlying Funds

that themselves seek investment results corresponding to their own respective underlying indexes. The Underlying Funds invest primarily in distinct asset classes, such as large- or mid-capitalization U.S. or non-U.S. equity, the aggregate bond market (including USD-denominated bonds) or the U.S. Treasury bond market; each such asset class has its own risk profile.

The S&P Target Risk Growth Index (the "Underlying Index") is composed of a portfolio of equity and fixed-income iShares Underlying Funds and measures the performance of the S&P Dow Jones Indices LLC (the "Index Provider" or "SPDJI") proprietary allocation model that is intended to represent a "growth" target risk allocation strategy as defined by SPDJI. The Underlying Index seeks to provide increased exposure to equities, while also using some fixed income exposure to dampen risk. SPDJI's estimation of a growth target risk allocation may differ from your own.

The Fund is designed for investors seeking moderate capital appreciation and some opportunity for current income and capital preservation. As of July 31, 2018, the Underlying Index included a fixed allocation of 60% of its assets in Underlying Funds that

invest primarily in equity securities and 40% of its assets in Underlying Funds that invest primarily in bonds. As of July 31, 2018, the Fund invested approximately 59.92% of its assets in Underlying Funds that invest primarily in equity securities, 39.98% of its assets in Underlying Funds that invest primarily in bonds and the remainder of its assets in Underlying Funds that invest primarily in money market instruments.

As of July 31, 2018, the Fund invested in the iShares Core International Aggregate Bond ETF, iShares Core MSCI Emerging Markets ETF, iShares Core MSCI International Developed Markets ETF, iShares Core S&P 500 ETF, iShares Core S&P Mid-Cap ETF, iShares Core S&P Small-Cap ETF, iShares Core Total USD Bond Market ETF and money market funds advised by BFA or its affiliates ("BlackRock Cash Funds"). BFA may add, eliminate or replace any or all Underlying Funds at any time. As of July 31, 2018, a significant portion of the Underlying Index is represented by companies in the financials industry or sector. The components of the Underlying Index are likely to change over time.

BFA uses a "passive" or indexing approach to try to achieve the Fund's investment objective. Unlike many investment companies, the Fund does not try to "beat" the index it tracks and does not seek temporary defensive positions when markets decline or appear overvalued.

Indexing may eliminate the chance that the Fund will substantially outperform the Underlying Index but also may reduce some of the risks of active management, such as poor security selection. Indexing seeks to achieve lower costs and better after-tax performance by keeping portfolio turnover low in comparison to actively managed investment companies.

BFA uses a representative sampling indexing strategy to manage the Fund. "Representative sampling" is an indexing strategy that involves investing in a representative sample of securities that collectively has an investment profile similar to that of an applicable underlying index. The securities selected are expected to have, in the aggregate, investment characteristics (based on factors such as market capitalization and industry weightings), fundamental characteristics (such as return variability and yield) and liquidity measures similar to those of an applicable underlying index. The Fund and an Underlying Fund may or may not hold all of the securities in the applicable Underlying Index.

The Fund generally will invest at least 90% of its assets in the component securities of the Underlying Index and may invest up to 10% of its assets in certain futures, options and swap contracts, cash and cash equivalents, including shares of BlackRock Cash Funds, as well as in securities not included in the Underlying Index, but which BFA believes will help the Fund track the Underlying Index. The Fund seeks to track the investment results of the Underlying Index before fees and expenses of the Fund.

The Fund may lend securities representing up to one-third of the value of the Fund's total assets (including the value of any collateral received).

The Underlying Index is a product of SPDJ which is independent of the Fund and BFA. The Index Provider determines the composition and relative weightings of the securities in the Underlying Index and publishes information regarding the market value of the Underlying Index.

Industry Concentration Policy. The Fund will concentrate its investments (*i.e.*, hold 25% or more of its total assets) in a

particular industry or group of industries to approximately the same extent that the Underlying Index is concentrated. For purposes of this limitation, securities of the U.S. government (including its agencies and instrumentalities) and repurchase agreements collateralized by U.S. government securities are not considered to be issued by members of any industry.

Summary of Principal Risks

As with any investment, you could lose all or part of your investment in the Fund, and the Fund's performance could trail that of other investments. The Fund is subject to certain risks, including the principal risks noted below (either directly or through its investments in the Underlying Funds), any of which may adversely affect the Fund's net asset value per share ("NAV"), trading price, yield, total return and ability to meet its investment objective.

Affiliated Fund Risk. In managing the Fund, BFA will have the ability to select Underlying Funds and substitute Underlying Funds with other exchange-traded funds ("ETFs") that it believes will achieve the Fund's objective. BFA may be subject to potential conflicts of interest in selecting Underlying Funds and substituting Underlying Funds with other ETFs because the fees paid to BFA by some Underlying Funds and other ETFs managed by BFA may be higher than the fees paid by other Underlying Funds. If an Underlying Fund or other ETF holds interests in an affiliated fund in excess of a certain amount, the Fund may be prohibited from purchasing shares of that Underlying Fund or other ETF.

Allocation Risk. The Fund's ability to achieve its investment objective depends upon the Index Provider's ability to develop a model that accurately assesses the Fund's asset class allocation and selects the best mix of Underlying Funds and other ETFs. There is a risk that the Index Provider's evaluations and assumptions regarding asset classes or Underlying Funds, which are utilized as inputs in the model, may be incorrect in view of actual market conditions.

Asset Class Risk. Securities and other assets in the Underlying Index or in the Fund's or an Underlying Fund's portfolio may underperform in comparison to the general financial markets, a particular financial market or other asset classes.

Authorized Participant Concentration Risk. Only an Authorized Participant may engage in creation or redemption transactions directly with the Fund. The Fund has a limited number of institutions that may act as Authorized Participants on an agency basis (*i.e.*, on behalf of other market participants). To the extent that Authorized Participants exit the business or are unable to proceed with creation or redemption orders with respect to the Fund and no other Authorized Participant is able to step forward to create or redeem Creation Units (as defined in the *Purchase and Sale of Fund Shares* section of the Prospectus), Fund shares may be more likely to trade at a premium or discount to NAV and possibly face trading halts or delisting. Authorized Participant concentration risk may be heightened for ETFs, such as the Fund, that invest in securities issued by non-U.S. issuers or other securities or instruments that have lower trading volumes.

Call Risk. During periods of falling interest rates, an issuer of a callable bond held by the Fund or an Underlying Fund may "call" or repay the security before its stated maturity, and the Fund or an Underlying Fund may have to reinvest the proceeds in securities with lower yields, which would result in a decline in the

Fund's income, or in securities with greater risks or with other less favorable features.

Concentration Risk. The Fund may be susceptible to an increased risk of loss, including losses due to adverse events that affect the Fund's investments more than the market as a whole, to the extent that the Fund's or an Underlying Fund's investments are concentrated in the securities of a particular issuer or issuers, country, group of countries, region, market, industry, group of industries, sector or asset class.

Credit Risk. Debt issuers and other counterparties may be unable or unwilling to make timely interest and/or principal payments when due or otherwise honor their obligations. Changes in an issuer's credit rating or the market's perception of an issuer's creditworthiness may also adversely affect the value of the Fund's or an Underlying Fund's investment in that issuer. The degree of credit risk depends on an issuer's or counterparty's financial condition and on the terms of an obligation.

Currency Risk. Because the Fund's and the Underlying Funds' NAVs are determined in U.S. dollars, the Fund's NAV could decline if a currency of a non-U.S. market in which a Fund or an Underlying Fund invests depreciates against the U.S. dollar or if there are delays or limits on repatriation of such currency. Currency exchange rates can be very volatile and can change quickly and unpredictably. As a result, the Fund's NAV may change quickly and without warning.

Cyber Security Risk. Failures or breaches of the electronic systems of the Fund or the Underlying Funds, the Fund's or the Underlying Funds' adviser, distributor, or other service providers, the Index Provider, market makers, Authorized Participants or the issuers of securities in which the Fund invests have the ability to cause disruptions and negatively impact the Fund's business operations, potentially resulting in financial losses to the Fund and its shareholders. While the Fund has established business continuity plans and risk management systems seeking to address system breaches or failures, there are inherent limitations in such plans and systems. Furthermore, the Fund cannot control the cyber security plans and systems of the Fund's service providers, the Index Provider, market makers, Authorized Participants or issuers of securities in which the Fund invests.

Derivatives Risk. The Fund or an Underlying Fund may invest in certain types of derivatives contracts, including futures, options and swaps, which can be more sensitive to changes in interest rates or to sudden fluctuations in market prices than conventional securities, which can result in greater losses to the Fund.

Equity Securities Risk. Equity securities are subject to changes in value, and their values may be more volatile than those of other asset classes. Certain Underlying Funds invest in common stocks, which generally subject their holders to more risks than preferred stocks and debt securities because common stockholders' claims are subordinated to those of holders of preferred stocks and debt securities upon the bankruptcy of the issuer.

Extension Risk. During periods of rising interest rates, certain debt obligations may be paid off substantially more slowly than originally anticipated and the value of those securities may fall sharply, resulting in a decline in the Fund's income and potentially in the value of the Fund's or an Underlying Fund's investments.

Financials Sector Risk. Performance of companies in the financials sector may be adversely impacted by many factors, including, among others, changes in government regulations, economic conditions, and interest rates, credit rating downgrades, and decreased liquidity in credit markets. The extent to which the Fund may invest in a company that engages in securities-related activities or banking is limited by applicable law. The impact of changes in capital requirements and recent or future regulation of any individual financial company, or of the financials sector as a whole, cannot be predicted. In recent years, cyber-attacks and technology malfunctions and failures have become increasingly frequent in this sector and have caused significant losses to companies in this sector, which may negatively impact the Fund.

Geographic Risk. A natural disaster could occur in a geographic region in which the Fund or an Underlying Fund invests, which could adversely affect the economy or the business operations of companies in the specific geographic region, causing an adverse impact on the Fund's or an Underlying Fund's investments in the affected region.

High Portfolio Turnover Risk. High portfolio turnover (considered by the Fund and the Underlying Funds to mean higher than 100% annually) may result in increased transaction costs to the Fund or an Underlying Fund, including brokerage commissions, dealer mark-ups and other transaction costs on the sale of the securities and on reinvestment in other securities.

High Yield Securities Risk. Securities that are rated below investment-grade (commonly referred to as "junk bonds," which may include those bonds rated below "BBB-" by Standard & Poor's® Financial Services LLC, a subsidiary of S&P Global, Inc. ("S&P Global Ratings") and Fitch Ratings, Inc. ("Fitch") or "Baa3" by Moody's Investors Service, Inc. ("Moody's")), or are unrated, may be deemed speculative, may involve greater levels of risk than higher-rated securities of similar maturity and may be more likely to default.

Income Risk. The Fund's income may decline when interest rates fall. This decline can occur because the Fund or an Underlying Fund may subsequently invest in lower-yielding bonds when bonds in its portfolio mature, are near maturity or are called, bonds in the Underlying Index are substituted, or the Fund or an Underlying Fund otherwise needs to purchase additional bonds.

Index-Related Risk. There is no guarantee that the Fund's investment results will have a high degree of correlation to those of the Underlying Index or that the Fund will achieve its investment objective. Market disruptions and regulatory restrictions could have an adverse effect on the Fund's ability to adjust its exposure to the required levels in order to track the Underlying Index. Errors in index data, index computations or the construction of the Underlying Index in accordance with its methodology may occur from time to time and may not be identified and corrected by the Index Provider for a period of time or at all, which may have an adverse impact on the Fund and its shareholders.

Interest Rate Risk. An increase in interest rates may cause the value of securities held by the Fund or an Underlying Fund to decline, may lead to heightened volatility in the fixed-income markets and may adversely affect the liquidity of certain fixed-income investments. The historically low interest rate

environment, together with recent modest rate increases, heightens the risks associated with rising interest rates.

Investment in Underlying Funds Risk. The Fund invests substantially all of its assets in the Underlying Funds, so the Fund's investment performance is likely to be directly related to the performance of the Underlying Funds. The Fund's NAV will change with changes in the value of the Underlying Funds and other securities in which the Fund invests based on their market valuations. An investment in the Fund will entail more costs and expenses than a direct investment in the Underlying Funds.

As the Underlying Funds, or the Fund's allocations among the Underlying Funds, change from time to time, or to the extent that the expense ratio of any Underlying Fund changes, the weighted average operating expenses borne by the Fund may increase or decrease.

Issuer Risk. The performance of the Fund depends on the performance of individual securities to which the Fund or an Underlying Fund has exposure. Changes in the financial condition or credit rating of an issuer of those securities may cause the value of the securities to decline.

Large-Capitalization Companies Risk. Large-capitalization companies may be less able than smaller capitalization companies to adapt to changing market conditions. Large-capitalization companies may be more mature and subject to more limited growth potential compared with smaller capitalization companies. During different market cycles, the performance of large-capitalization companies has trailed the overall performance of the broader securities markets.

Liquidity Risk. Liquidity risk exists when particular investments are difficult to purchase or sell. This can reduce the Fund's returns because the Fund and an Underlying Fund may be unable to transact at advantageous times or prices.

Management Risk. As the Fund or the Underlying Funds may not fully replicate their respective indexes, they are subject to the risk that BFA's investment strategy may not produce the intended results.

Market Risk. The Fund and the Underlying Funds could lose money over short periods due to short-term market movements and over longer periods during more prolonged market downturns.

Market Trading Risk. The Fund and the Underlying Funds face numerous market trading risks, including the potential lack of an active market for their shares, losses from trading in secondary markets, periods of high volatility and disruptions in the creation/redemption process. ANY OF THESE FACTORS, AMONG OTHERS, MAY LEAD TO THE FUND'S SHARES TRADING AT A PREMIUM OR DISCOUNT TO NAV.

Mid-Capitalization Companies Risk. Compared to large-capitalization companies, mid-capitalization companies may be less stable and more susceptible to adverse developments, and their securities may be more volatile and less liquid.

Model Risk. Neither the Fund nor BFA can offer assurances that the Underlying Index's allocation model will achieve its intended results or maximize returns or minimize risk, or be appropriate for every investor seeking a particular risk profile.

National Closed Market Trading Risk. To the extent that the underlying securities held by the Fund or the Underlying Funds

trade on foreign exchanges or in foreign markets that may be closed when the securities exchange on which the Fund's or an Underlying Fund's shares trade is open, there are likely to be deviations between the current price of such an underlying security and the last quoted price for the underlying security (i.e., the Fund's or an Underlying Fund's quote from the closed foreign market). These deviations could result in premiums or discounts to the Fund's or an Underlying Fund's NAV that may be greater than those experienced by other ETFs.

Non-U.S. Issuers Risk. Securities issued by non-U.S. issuers carry different risks from securities issued by U.S. issuers. These risks include differences in accounting, auditing and financial reporting standards, the possibility of expropriation or confiscatory taxation, adverse changes in investment or exchange control regulations, political instability, regulatory and economic differences, and potential restrictions on the flow of international capital.

Non-U.S. Securities Risk. Investments in the securities of non-U.S. issuers are subject to the risks associated with investing in those non-U.S. markets, such as heightened risks of inflation or nationalization. The Fund or an Underlying Fund may lose money due to political, economic and geographic events affecting issuers of non-U.S. securities or non-U.S. markets. In addition, non-U.S. securities markets may trade a small number of securities and may be unable to respond effectively to changes in trading volume, potentially making prompt liquidation of holdings difficult or impossible at times.

Operational Risk. The Fund and the Underlying Funds are exposed to operational risks arising from a number of factors, including, but not limited to, human error, processing and communication errors, errors of the Fund's service providers, counterparties or other third-parties, failed or inadequate processes and technology or systems failures. The Fund, the Underlying Funds and BFA seek to reduce these operational risks through controls and procedures. However, these measures do not address every possible risk and may be inadequate to address significant operational risks.

Passive Investment Risk. The Fund and the Underlying Funds are not actively managed, and BFA generally does not attempt to take defensive positions under any market conditions, including declining markets.

Prepayment Risk. During periods of falling interest rates, issuers of certain debt obligations may repay principal prior to the security's maturity, which may cause the Fund to have to reinvest in securities with lower yields or higher risk of default, resulting in a decline in the Fund's income or return potential.

Privately-Issued Securities Risk. The Fund or the Underlying Funds may invest in privately-issued securities, including those that are normally purchased pursuant to Rule 144A or Regulation S promulgated under the Securities Act of 1933, as amended (the "1933 Act"). Privately-issued securities are securities that have not been registered under the 1933 Act and as a result may be subject to legal restrictions on resale. Privately-issued securities are generally not traded on established markets and may be illiquid, difficult to value and subject to wide fluctuations in value. Delay or difficulty in selling such securities may result in a loss to the Fund.

Reinvestment Risk. The Fund or an Underlying Fund may invest a portion of its assets in short-term fixed-income instruments and, as a result, may be adversely affected if interest rates fall because they may have to invest in lower-yielding bonds as bonds mature.

Reliance on Trading Partners Risk. The Fund and certain Underlying Funds invest in countries or regions whose economies are heavily dependent upon trading with key partners. Any reduction in this trading may have an adverse impact on the Fund's investments. Through its holdings of securities of certain issuers, the Fund is specifically exposed to **Asian Economic Risk, European Economic Risk and U.S. Economic Risk.**

Risk of Investing in Developed Countries. The Fund's or an Underlying Fund's investment in developed country issuers may subject the Fund to regulatory, political, currency, security, economic and other risks associated with developed countries. Developed countries tend to represent a significant portion of the global economy and have generally experienced slower economic growth than some less developed countries. Certain developed countries have experienced security concerns, such as terrorism and strained international relations. Incidents involving a country's or region's security may cause uncertainty in its markets and may adversely affect its economy and the Fund's or an Underlying Fund's investments. In addition, developed countries may be adversely impacted by changes to the economic conditions of certain key trading partners, regulatory burdens, debt burdens and the price or availability of certain commodities.

Risk of Investing in Russia. Investing in Russian securities involves significant risks, including legal, regulatory and economic risks that are specific to Russia. In addition, investing in Russian securities involves risks associated with the settlement of portfolio transactions and loss of the Fund's ownership rights in its portfolio securities as a result of the system of share registration and custody in Russia. A number of jurisdictions, including the U.S., Canada and the European Union (the "EU"), have imposed economic sanctions on certain Russian individuals and Russian corporate entities. These and future sanctions, or even the threat of further sanctions, may adversely affect Russia's economy and the Fund's or the Underlying Fund's investments.

Risk of Investing in the U.S. Certain changes in the U.S. economy, such as when the U.S. economy weakens or when its financial markets decline, may have an adverse effect on the securities to which the Fund or the Underlying Funds has exposure.

Securities Lending Risk. The Fund or an Underlying Fund may engage in securities lending. Securities lending involves the risk that the Fund or the Underlying Funds may lose money because the borrower of the loaned securities fails to return the securities in a timely manner or at all. The Fund or the Underlying Funds could also lose money in the event of a decline in the value of collateral provided for loaned securities or a decline in the value of any investments made with cash collateral. These events could also trigger adverse tax consequences for the Fund or an Underlying Fund.

Small-Capitalization Companies Risk. Compared to mid- and large-capitalization companies, small-capitalization companies may be less stable and more susceptible to adverse developments, and their securities may be more volatile and less liquid.

Tax Risk. Because the Fund is expected to invest in the Underlying Funds, the Fund's realized losses on sales of shares of an Underlying Fund may be indefinitely or permanently deferred as "wash sales." Distributions of short-term capital gains by an Underlying Fund will be recognized as ordinary income by the Fund and would not be offset by the Fund's capital loss carryforwards, if any. Capital loss carryforwards of an Underlying Fund, if any, would not offset net capital gains of the Fund.

Tracking Error Risk. The Fund may be subject to tracking error, which is the divergence of a fund's performance from that of the Underlying Index. Tracking error may occur because of differences between the securities and other instruments held in a fund's portfolio and those included in the Underlying Index, pricing differences (including, as applicable, differences between a security's price at the local market close and the Fund's valuation of a security at the time of calculation of the Fund's NAV), differences in transaction costs, the Fund's holding of uninvested cash, differences in timing of the accrual of or the valuation of dividends or interest, the requirements to maintain pass-through tax treatment, portfolio transactions carried out to minimize the distribution of capital gains to shareholders, changes to the Underlying Index or the costs to the Fund of complying with various new or existing regulatory requirements. This risk may be heightened during times of increased market volatility or other unusual market conditions. Tracking error also may result because a fund incurs fees and expenses, while the Underlying Index does not. The Underlying Funds are also subject to tracking error risk in seeking to track their own performance of the applicable underlying indexes.

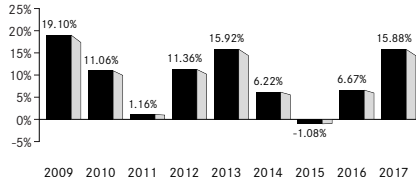
Treaty/Tax Risk. Certain of the Underlying Funds invest all of their assets that are invested in India in wholly owned subsidiaries located in the Republic of Mauritius (the "Subsidiaries"). These Underlying Funds and the Subsidiaries rely on the Double Tax Avoidance Agreement between India and Mauritius ("DTAA") for relief from certain Indian taxes. The DTAA has been renegotiated and as such, treaty relief is reduced or not available on investments in securities made on or after April 1, 2017, which may result in higher taxes and/or lower returns for the Fund. After April 1, 2017, an Underlying Fund may continue to invest in a Subsidiary until an alternative method for investing in the securities of Indian issuers is selected.

Valuation Risk. The price the Fund or an Underlying Fund could receive upon the sale of a security or other asset may differ from the Fund's or the Underlying Fund's valuation of the security or other asset and from the value used by the Underlying Index, particularly for securities or other assets that trade in low volume or volatile markets or that are valued using a fair value methodology as a result of trade suspensions or for other reasons. In addition, the value of the securities or other assets in the Fund's or an Underlying Fund's portfolio may change on days or during time periods when shareholders will not be able to purchase or sell the Fund's or an Underlying Fund's shares. Authorized Participants who purchase or redeem shares of the Fund or an Underlying Fund on days when the Fund or an Underlying Fund is holding fair-valued securities may receive fewer or more shares, or lower or higher redemption proceeds, than they would have received had the Fund or an Underlying Fund not fair-valued securities or used a different valuation methodology. The Fund's or an Underlying Fund's ability to value investments may be impacted by technological issues or errors by pricing services or other third-party service providers.

Performance Information

The bar chart and table that follow show how the Fund has performed on a calendar year basis and provide an indication of the risks of investing in the Fund. Both assume that all dividends and distributions have been reinvested in the Fund. Past performance (before and after taxes) does not necessarily indicate how the Fund will perform in the future. Supplemental information about the Fund's performance is shown under the heading *Total Return Information* in the *Supplemental Information* section of the Prospectus. If BFA had not waived certain Fund fees during certain periods, the Fund's returns would have been lower.

Year by Year Returns¹ (Years Ended December 31)



¹ The Fund's year-to-date return as of September 30, 2018 was 1.82%.

The best calendar quarter return during the periods shown above was 11.79% in the 3rd quarter of 2009; the worst was -9.44% in the 3rd quarter of 2011.

Updated performance information may be obtained by visiting our website at www.iShares.com or by calling 1-800-iShares (1-800-474-2737) (toll free).

**Average Annual Total Returns
(for the periods ended December 31, 2017)**

	<u>One Year</u>	<u>Five Years</u>	<u>Since Fund Inception</u>
(Inception Date: 11/4/2008)			
Return Before Taxes	15.88%	8.53%	8.85%
Return After Taxes on Distributions ²	14.34%	7.69%	8.12%
Return After Taxes on Distributions and Sale of Fund Shares ²	9.65%	6.48%	6.98%
S&P Target Risk Growth Index (Index returns do not reflect deductions for fees, expenses, or taxes)	16.04%	8.62%	8.95%

² After-tax returns in the table above are calculated using the historical highest individual U.S. federal marginal income tax rates and do not reflect the impact of state or local taxes. Actual after-tax returns depend on an investor's tax situation and may differ from those shown, and after-tax returns shown are not relevant to tax-exempt investors or investors who hold shares through tax-deferred arrangements, such as 401(k) plans or individual retirement accounts ("IRAs"). Fund returns after taxes on distributions and sales of Fund shares are calculated assuming that an investor has sufficient capital gains of the same character from other investments to offset any capital losses from the sale of Fund shares. As a result, Fund returns after taxes on distributions and sales of Fund shares may exceed Fund returns before taxes and/or returns after taxes on distributions.

Management

Investment Adviser. BlackRock Fund Advisors.

Portfolio Managers. Rachel Aguirre, Diane Hsiung, Jennifer Hsui, Alan Mason, Greg Savage and Amy Whitelaw (the “Portfolio Managers”) are primarily responsible for the day-to-day management of the Fund. Each Portfolio Manager supervises a portfolio management team. Ms. Aguirre, Ms. Hsiung, Ms. Hsui, Mr. Mason, Mr. Savage and Ms. Whitelaw have been Portfolio Managers of the Fund since 2018, 2008, 2012, 2016, 2008 and 2018, respectively.

Purchase and Sale of Fund Shares

The Fund is an ETF. Individual shares of the Fund are listed on a national securities exchange. Most investors will buy and sell shares of the Fund through a broker-dealer. The price of Fund shares is based on market price, and because ETF shares trade at market prices rather than at NAV, shares may trade at a price greater than NAV (a premium) or less than NAV (a discount). The Fund will only issue or redeem shares that have been aggregated into blocks of 50,000 shares or multiples thereof (“Creation Units”) to Authorized Participants who have entered into agreements with the Fund’s distributor. The Fund generally will issue or redeem Creation Units in return for a designated portfolio of securities (and an amount of cash) that the Fund specifies each day.

Tax Information

The Fund intends to make distributions that may be taxable to you as ordinary income or capital gains, unless you are investing through a tax-deferred arrangement such as a 401(k) plan or an IRA, in which case, your distributions generally will be taxed when withdrawn.

Payments to Broker-Dealers and other Financial Intermediaries

If you purchase shares of the Fund through a broker-dealer or other financial intermediary (such as a bank), BFA or other related companies may pay the intermediary for marketing activities and presentations, educational training programs, conferences, the development of technology platforms and reporting systems or other services related to the sale or promotion of the Fund. These payments may create a conflict of interest by influencing the broker-dealer or other intermediary and your salesperson to recommend the Fund over another investment. Ask your salesperson or visit your financial intermediary’s website for more information.

iShares Core Aggressive Allocation ETF

Ticker: AOA

Stock Exchange: NYSE Arca

Investment Objective

The iShares Core Aggressive Allocation ETF (the "Fund") seeks to track the investment results of an index composed of a portfolio of underlying equity and fixed income funds intended to represent an aggressive target risk allocation strategy.

Fees and Expenses

The following table describes the fees and expenses that you will incur if you own shares of the Fund. The investment advisory agreement between iShares Trust (the "Trust") and BlackRock Fund Advisors ("BFA") (the "Investment Advisory Agreement") provides that BFA will pay all operating expenses of the Fund, except the management fees, interest expenses, taxes, expenses incurred with respect to the acquisition and disposition of portfolio securities and the execution of portfolio transactions, including brokerage commissions, distribution fees or expenses, litigation expenses and any extraordinary expenses. The Fund may incur "Acquired Fund Fees and Expenses." Acquired Fund Fees and Expenses reflect the Fund's *pro rata* share of the fees and expenses incurred by investing in other investment companies. The impact of Acquired Fund Fees and Expenses is included in the total returns of the Fund. Acquired Fund Fees and Expenses are not included in the calculation of the ratio of expenses to average net assets shown in the *Financial Highlights* section of the Fund's prospectus (the "Prospectus"). BFA, the investment adviser to the Fund, has contractually agreed to waive a portion of its management fees in an amount equal to the Acquired Fund Fees and Expenses, if any, attributable to investments by the Fund in other series of the Trust and iShares, Inc. through November 30, 2021. The contractual waiver may be terminated prior to November 30, 2021 only upon written agreement of the Trust and BFA.

You may also incur usual and customary brokerage commissions and other charges when buying or selling shares of the Fund, which are not reflected in the example that follows:

Annual Fund Operating Expenses
(ongoing expenses that you pay each year as a
percentage of the value of your investments)

Management Fees	Distribution and Service (12b-1) Fees	Other Expenses	Acquired Fund Fees and Expenses	Total Annual Fund Operating Expenses	Fee Waiver	Total Annual Fund Operating Expenses After Fee Waiver
0.25%	None	None	0.07%	0.32%	(0.07%)	0.25%

Example. This Example is intended to help you compare the cost of owning shares of the Fund with the cost of investing in other funds. The Example assumes that you invest \$10,000 in the Fund for the time periods indicated and then sell all of your shares at the end of those periods. The Example also assumes that your investment has a 5% return each year and that the Fund's operating expenses remain the same. Although your actual costs may be higher or lower, based on these assumptions, your costs would be:

1 Year	3 Years	5 Years	10 Years
\$26	\$80	\$157	\$384

Portfolio Turnover. The Fund and the other funds in which the Fund invests (each, an "Underlying Fund" and collectively, the "Underlying Funds"), may pay transaction costs, such as commissions, when they buy and sell securities (or "turn over" their portfolio). A higher portfolio turnover rate for the Fund or Underlying Funds may indicate higher transaction costs and may cause the Fund or Underlying Funds to incur increased expenses. These costs, which are not reflected in the Annual Fund Operating Expenses or in the Example (except costs to Underlying Funds included as part of Acquired Fund Fees and Expenses), affect the Fund's performance. To the extent an Underlying Fund incurs costs from high portfolio turnover, such costs may have a negative effect on the performance of the Fund. During the most recent fiscal year, the Fund's portfolio turnover rate was 40% of the average value of its portfolio.

Principal Investment Strategies

The Fund is a fund of funds and seeks to achieve its investment objective by investing primarily in other iShares Underlying Funds

that themselves seek investment results corresponding to their own respective underlying indexes. The Underlying Funds invest primarily in distinct asset classes, such as large- or mid-capitalization U.S. or non-U.S. equity, the aggregate bond market (including USD-denominated bonds) or the U.S. Treasury bond market; each such asset class has its own risk profile.

The S&P Target Risk Aggressive Index (the "Underlying Index") is composed of a portfolio of equity and fixed-income iShares Underlying Funds and measures the performance of the S&P Dow Jones Indices LLC (the "Index Provider" or "SPDJ") proprietary allocation model that is intended to represent an "aggressive" target risk allocation strategy as defined by SPDJ. The Underlying Index seeks to emphasize exposure to equities, maximizing opportunities for long-term capital accumulation. The Underlying Index may include small allocations in fixed income to enhance portfolio efficiency. SPDJ's estimation of an aggressive target risk allocation may differ from your own.

The Fund is designed for investors seeking long-term capital appreciation. As of July 31, 2018, the Underlying Index included a

fixed allocation of 80% of its assets in Underlying Funds that invest primarily in equity securities and 20% of its assets in Underlying Funds that invest primarily in bonds. As of July 31, 2018, the Fund invested approximately 79.72% of its assets in Underlying Funds that invest primarily in equity securities, 20.11% of its assets in Underlying Funds that invest primarily in bonds and the remainder of its assets in Underlying Funds that invest primarily in money market instruments.

As of July 31, 2018, the Fund invested in the iShares Core International Aggregate Bond ETF, iShares Core MSCI Emerging Markets ETF, iShares Core MSCI International Developed Markets ETF, iShares Core S&P 500 ETF, iShares Core S&P Mid-Cap ETF, iShares Core S&P Small-Cap ETF, iShares Core Total USD Bond Market ETF and money market funds advised by BFA or its affiliates ("BlackRock Cash Funds"). BFA may add, eliminate or replace any or all Underlying Funds at any time. As of July 31, 2018, a significant portion of the Underlying Index is represented by companies in the financials industry or sector. The components of the Underlying Index are likely to change over time.

BFA uses a "passive" or indexing approach to try to achieve the Fund's investment objective. Unlike many investment companies, the Fund does not try to "beat" the index it tracks and does not seek temporary defensive positions when markets decline or appear overvalued.

Indexing may eliminate the chance that the Fund will substantially outperform the Underlying Index but also may reduce some of the risks of active management, such as poor security selection. Indexing seeks to achieve lower costs and better after-tax performance by keeping portfolio turnover low in comparison to actively managed investment companies.

BFA uses a representative sampling indexing strategy to manage the Fund. "Representative sampling" is an indexing strategy that involves investing in a representative sample of securities that collectively has an investment profile similar to that of an applicable underlying index. The securities selected are expected to have, in the aggregate, investment characteristics (based on factors such as market capitalization and industry weightings), fundamental characteristics (such as return variability and yield) and liquidity measures similar to those of an applicable underlying index. The Fund and an Underlying Fund may or may not hold all of the securities in the applicable Underlying Index.

The Fund generally will invest at least 90% of its assets in the component securities of the Underlying Index and may invest up to 10% of its assets in certain futures, options and swap contracts, cash and cash equivalents, including shares of BlackRock Cash Funds, as well as in securities not included in the Underlying Index, but which BFA believes will help the Fund track the Underlying Index. The Fund seeks to track the investment results of the Underlying Index before fees and expenses of the Fund.

The Fund may lend securities representing up to one-third of the value of the Fund's total assets (including the value of any collateral received).

The Underlying Index is a product of SPDJ which is independent of the Fund and BFA. The Index Provider determines the composition and relative weightings of the securities in the Underlying Index and publishes information regarding the market value of the Underlying Index.

Industry Concentration Policy. The Fund will concentrate its investments (*i.e.*, hold 25% or more of its total assets) in a particular industry or group of industries to approximately the same extent that the Underlying Index is concentrated. For purposes of this limitation, securities of the U.S. government (including its agencies and instrumentalities) and repurchase agreements collateralized by U.S. government securities are not considered to be issued by members of any industry.

Summary of Principal Risks

As with any investment, you could lose all or part of your investment in the Fund, and the Fund's performance could trail that of other investments. The Fund is subject to certain risks, including the principal risks noted below (either directly or through its investments in the Underlying Funds), any of which may adversely affect the Fund's net asset value per share ("NAV"), trading price, yield, total return and ability to meet its investment objective.

Affiliated Fund Risk. In managing the Fund, BFA will have the ability to select Underlying Funds and substitute Underlying Funds with other exchange-traded funds ("ETFs") that it believes will achieve the Fund's objective. BFA may be subject to potential conflicts of interest in selecting Underlying Funds and substituting Underlying Funds with other ETFs because the fees paid to BFA by some Underlying Funds and other ETFs managed by BFA may be higher than the fees paid by other Underlying Funds. If an Underlying Fund or other ETF holds interests in an affiliated fund in excess of a certain amount, the Fund may be prohibited from purchasing shares of that Underlying Fund or other ETF.

Allocation Risk. The Fund's ability to achieve its investment objective depends upon the Index Provider's ability to develop a model that accurately assesses the Fund's asset class allocation and selects the best mix of Underlying Funds and other ETFs. There is a risk that the Index Provider's evaluations and assumptions regarding asset classes or Underlying Funds, which are utilized as inputs in the model, may be incorrect in view of actual market conditions.

Asset Class Risk. Securities and other assets in the Underlying Index or in the Fund's or an Underlying Fund's portfolio may underperform in comparison to the general financial markets, a particular financial market or other asset classes.

Authorized Participant Concentration Risk. Only an Authorized Participant may engage in creation or redemption transactions directly with the Fund. The Fund has a limited number of institutions that may act as Authorized Participants on an agency basis (*i.e.*, on behalf of other market participants). To the extent that Authorized Participants exit the business or are unable to proceed with creation or redemption orders with respect to the Fund and no other Authorized Participant is able to step forward to create or redeem Creation Units (as defined in the *Purchase and Sale of Fund Shares* section of the Prospectus), Fund shares may be more likely to trade at a premium or discount to NAV and possibly face trading halts or delisting. Authorized Participant concentration risk may be heightened for ETFs, such as the Fund, that invest in securities issued by non-U.S. issuers or other securities or instruments that have lower trading volumes.

Call Risk. During periods of falling interest rates, an issuer of a callable bond held by the Fund or an Underlying Fund may "call" or repay the security before its stated maturity, and the Fund or

an Underlying Fund may have to reinvest the proceeds in securities with lower yields, which would result in a decline in the Fund's income, or in securities with greater risks or with other less favorable features.

Concentration Risk. The Fund may be susceptible to an increased risk of loss, including losses due to adverse events that affect the Fund's investments more than the market as a whole, to the extent that the Fund's or an Underlying Fund's investments are concentrated in the securities of a particular issuer or issuers, country, group of countries, region, market, industry, group of industries, sector or asset class.

Credit Risk. Debt issuers and other counterparties may be unable or unwilling to make timely interest and/or principal payments when due or otherwise honor their obligations. Changes in an issuer's credit rating or the market's perception of an issuer's creditworthiness may also adversely affect the value of the Fund's or an Underlying Fund's investment in that issuer. The degree of credit risk depends on an issuer's or counterparty's financial condition and on the terms of an obligation.

Currency Risk. Because the Fund's and the Underlying Funds' NAVs are determined in U.S. dollars, the Fund's NAV could decline if a currency of a non-U.S. market in which a Fund or an Underlying Fund invests depreciates against the U.S. dollar or if there are delays or limits on repatriation of such currency. Currency exchange rates can be very volatile and can change quickly and unpredictably. As a result, the Fund's NAV may change quickly and without warning.

Cyber Security Risk. Failures or breaches of the electronic systems of the Fund or the Underlying Funds, the Funds' or the Underlying Funds' adviser, distributor, or other service providers, the Index Provider, market makers, Authorized Participants or the issuers of securities in which the Fund invests have the ability to cause disruptions and negatively impact the Fund's business operations, potentially resulting in financial losses to the Fund and its shareholders. While the Fund has established business continuity plans and risk management systems seeking to address system breaches or failures, there are inherent limitations in such plans and systems. Furthermore, the Fund cannot control the cyber security plans and systems of the Fund's service providers, the Index Provider, market makers, Authorized Participants or issuers of securities in which the Fund invests.

Derivatives Risk. The Fund or an Underlying Fund may invest in certain types of derivatives contracts, including futures, options and swaps, which can be more sensitive to changes in interest rates or to sudden fluctuations in market prices than conventional securities, which can result in greater losses to the Fund.

Equity Securities Risk. Equity securities are subject to changes in value, and their values may be more volatile than those of other asset classes. Certain Underlying Funds invest in common stocks, which generally subject their holders to more risks than preferred stocks and debt securities because common stockholders' claims are subordinated to those of holders of preferred stocks and debt securities upon the bankruptcy of the issuer.

Extension Risk. During periods of rising interest rates, certain debt obligations may be paid off substantially more slowly than originally anticipated and the value of those securities may fall

sharply, resulting in a decline in the Fund's income and potentially in the value of the Fund's or an Underlying Fund's investments.

Financials Sector Risk. Performance of companies in the financials sector may be adversely impacted by many factors, including, among others, changes in government regulations, economic conditions, and interest rates, credit rating downgrades, and decreased liquidity in credit markets. The extent to which the Fund may invest in a company that engages in securities-related activities or banking is limited by applicable law. The impact of changes in capital requirements and recent or future regulation of any individual financial company, or of the financials sector as a whole, cannot be predicted. In recent years, cyber-attacks and technology malfunctions and failures have become increasingly frequent in this sector and have caused significant losses to companies in this sector, which may negatively impact the Fund.

Geographic Risk. A natural disaster could occur in a geographic region in which the Fund or an Underlying Fund invests, which could adversely affect the economy or the business operations of companies in the specific geographic region, causing an adverse impact on the Fund's or an Underlying Fund's investments in the affected region.

High Portfolio Turnover Risk. High portfolio turnover (considered by the Fund and the Underlying Funds to mean higher than 100% annually) may result in increased transaction costs to the Fund or an Underlying Fund, including brokerage commissions, dealer mark-ups and other transaction costs on the sale of the securities and on reinvestment in other securities.

High Yield Securities Risk. Securities that are rated below investment-grade (commonly referred to as "junk bonds," which may include those bonds rated below "BBB-" by Standard & Poor's® Financial Services LLC, a subsidiary of S&P Global, Inc. ("S&P Global Ratings") and Fitch Ratings, Inc. ("Fitch") or "Baa3" by Moody's Investors Service, Inc. ("Moody's")), or are unrated, may be deemed speculative, may involve greater levels of risk than higher-rated securities of similar maturity and may be more likely to default.

Income Risk. The Fund's income may decline when interest rates fall. This decline can occur because the Fund or an Underlying Fund may subsequently invest in lower-yielding bonds when bonds in its portfolio mature, are near maturity or are called, bonds in the Underlying Index are substituted, or the Fund or an Underlying Fund otherwise needs to purchase additional bonds.

Index-Related Risk. There is no guarantee that the Fund's investment results will have a high degree of correlation to those of the Underlying Index or that the Fund will achieve its investment objective. Market disruptions and regulatory restrictions could have an adverse effect on the Fund's ability to adjust its exposure to the required levels in order to track the Underlying Index. Errors in index data, index computations or the construction of the Underlying Index in accordance with its methodology may occur from time to time and may not be identified and corrected by the Index Provider for a period of time or at all, which may have an adverse impact on the Fund and its shareholders.

Interest Rate Risk. An increase in interest rates may cause the value of securities held by the Fund or an Underlying Fund to decline, may lead to heightened volatility in the fixed-income

markets and may adversely affect the liquidity of certain fixed-income investments. The historically low interest rate environment, together with recent modest rate increases, heightens the risks associated with rising interest rates.

Investment in Underlying Funds Risk. The Fund invests substantially all of its assets in the Underlying Funds, so the Fund's investment performance is likely to be directly related to the performance of the Underlying Funds. The Fund's NAV will change with changes in the value of the Underlying Funds and other securities in which the Fund invests based on their market valuations. An investment in the Fund will entail more costs and expenses than a direct investment in the Underlying Funds.

As the Underlying Funds, or the Fund's allocations among the Underlying Funds, change from time to time, or to the extent that the expense ratio of any Underlying Fund changes, the weighted average operating expenses borne by the Fund may increase or decrease.

Issuer Risk. The performance of the Fund depends on the performance of individual securities to which the Fund or an Underlying Fund has exposure. Changes in the financial condition or credit rating of an issuer of those securities may cause the value of the securities to decline.

Large-Capitalization Companies Risk. Large-capitalization companies may be less able than smaller capitalization companies to adapt to changing market conditions. Large-capitalization companies may be more mature and subject to more limited growth potential compared with smaller capitalization companies. During different market cycles, the performance of large-capitalization companies has trailed the overall performance of the broader securities markets.

Liquidity Risk. Liquidity risk exists when particular investments are difficult to purchase or sell. This can reduce the Fund's returns because the Fund and an Underlying Fund may be unable to transact at advantageous times or prices.

Management Risk. As the Fund or the Underlying Funds may not fully replicate their respective indexes, they are subject to the risk that BFA's investment strategy may not produce the intended results.

Market Risk. The Fund and the Underlying Funds could lose money over short periods due to short-term market movements and over longer periods during more prolonged market downturns.

Market Trading Risk. The Fund and the Underlying Funds face numerous market trading risks, including the potential lack of an active market for their shares, losses from trading in secondary markets, periods of high volatility and disruptions in the creation/redemption process. ANY OF THESE FACTORS, AMONG OTHERS, MAY LEAD TO THE FUND'S SHARES TRADING AT A PREMIUM OR DISCOUNT TO NAV.

Model Risk. Neither the Fund nor BFA can offer assurances that the Underlying Index's allocation model will achieve its intended results or maximize returns or minimize risk, or be appropriate for every investor seeking a particular risk profile.

National Closed Market Trading Risk. To the extent that the underlying securities held by the Fund or the Underlying Funds trade on foreign exchanges or in foreign markets that may be closed when the securities exchange on which the Fund's or an

Underlying Fund's shares trade is open, there are likely to be deviations between the current price of such an underlying security and the last quoted price for the underlying security (i.e., the Fund's or an Underlying Fund's quote from the closed foreign market). These deviations could result in premiums or discounts to the Fund's or an Underlying Fund's NAV that may be greater than those experienced by other ETFs.

Non-U.S. Issuers Risk. Securities issued by non-U.S. issuers carry different risks from securities issued by U.S. issuers. These risks include differences in accounting, auditing and financial reporting standards, the possibility of expropriation or confiscatory taxation, adverse changes in investment or exchange control regulations, political instability, regulatory and economic differences, and potential restrictions on the flow of international capital.

Non-U.S. Securities Risk. Investments in the securities of non-U.S. issuers are subject to the risks associated with investing in those non-U.S. markets, such as heightened risks of inflation or nationalization. The Fund or an Underlying Fund may lose money due to political, economic and geographic events affecting issuers of non-U.S. securities or non-U.S. markets. In addition, non-U.S. securities markets may trade a small number of securities and may be unable to respond effectively to changes in trading volume, potentially making prompt liquidation of holdings difficult or impossible at times. The Fund is specifically exposed to **European Economic Risk**.

Operational Risk. The Fund and the Underlying Funds are exposed to operational risks arising from a number of factors, including, but not limited to, human error, processing and communication errors, errors of the Fund's service providers, counterparties or other third-parties, failed or inadequate processes and technology or systems failures. The Fund, the Underlying Funds and BFA seek to reduce these operational risks through controls and procedures. However, these measures do not address every possible risk and may be inadequate to address significant operational risks.

Passive Investment Risk. The Fund and the Underlying Funds are not actively managed, and BFA generally does not attempt to take defensive positions under any market conditions, including declining markets.

Prepayment Risk. During periods of falling interest rates, issuers of certain debt obligations may repay principal prior to the security's maturity, which may cause the Fund to have to reinvest in securities with lower yields or higher risk of default, resulting in a decline in the Fund's income or return potential.

Privately-Issued Securities Risk. The Fund or the Underlying Funds may invest in privately-issued securities, including those that are normally purchased pursuant to Rule 144A or Regulation S promulgated under the Securities Act of 1933, as amended (the "1933 Act"). Privately-issued securities are securities that have not been registered under the 1933 Act and as a result may be subject to legal restrictions on resale. Privately-issued securities are generally not traded on established markets and may be illiquid, difficult to value and subject to wide fluctuations in value. Delay or difficulty in selling such securities may result in a loss to the Fund.

Reinvestment Risk. The Fund or an Underlying Fund may invest a portion of its assets in short-term fixed-income instruments and,

as a result, may be adversely affected if interest rates fall because they may have to invest in lower-yielding bonds as bonds mature.

Reliance on Trading Partners Risk. The Fund and certain Underlying Funds invest in countries or regions whose economies are heavily dependent upon trading with key partners. Any reduction in this trading may have an adverse impact on the Fund's investments. Through its holdings of securities of certain issuers, the Fund is specifically exposed to **Asian Economic Risk, European Economic Risk and U.S. Economic Risk.**

Risk of Investing in Developed Countries. The Fund's or an Underlying Fund's investment in developed country issuers may subject the Fund to regulatory, political, currency, security, economic and other risks associated with developed countries. Developed countries tend to represent a significant portion of the global economy and have generally experienced slower economic growth than some less developed countries. Certain developed countries have experienced security concerns, such as terrorism and strained international relations. Incidents involving a country's or region's security may cause uncertainty in its markets and may adversely affect its economy and the Fund's or an Underlying Fund's investments. In addition, developed countries may be adversely impacted by changes to the economic conditions of certain key trading partners, regulatory burdens, debt burdens and the price or availability of certain commodities.

Risk of Investing in Russia. Investing in Russian securities involves significant risks, including legal, regulatory and economic risks that are specific to Russia. In addition, investing in Russian securities involves risks associated with the settlement of portfolio transactions and loss of the Fund's ownership rights in its portfolio securities as a result of the system of share registration and custody in Russia. A number of jurisdictions, including the U.S., Canada and the European Union (the "EU"), have imposed economic sanctions on certain Russian individuals and Russian corporate entities. These and future sanctions, or even the threat of further sanctions, may adversely affect Russia's economy and the Fund's or the Underlying Fund's investments.

Risk of Investing in the U.S. Certain changes in the U.S. economy, such as when the U.S. economy weakens or when its financial markets decline, may have an adverse effect on the securities to which the Fund or the Underlying Funds has exposure.

Securities Lending Risk. The Fund or an Underlying Fund may engage in securities lending. Securities lending involves the risk that the Fund or the Underlying Funds may lose money because the borrower of the loaned securities fails to return the securities in a timely manner or at all. The Fund or the Underlying Funds could also lose money in the event of a decline in the value of collateral provided for loaned securities or a decline in the value of any investments made with cash collateral. These events could also trigger adverse tax consequences for the Fund or an Underlying Fund.

Small-Capitalization Companies Risk. Compared to mid- and large-capitalization companies, small-capitalization companies may be less stable and more susceptible to adverse developments, and their securities may be more volatile and less liquid.

Tax Risk. Because the Fund is expected to invest in the Underlying Funds, the Fund's realized losses on sales of shares of

an Underlying Fund may be indefinitely or permanently deferred as "wash sales." Distributions of short-term capital gains by an Underlying Fund will be recognized as ordinary income by the Fund and would not be offset by the Fund's capital loss carryforwards, if any. Capital loss carryforwards of an Underlying Fund, if any, would not offset net capital gains of the Fund.

Tracking Error Risk. The Fund may be subject to tracking error, which is the divergence of a fund's performance from that of the Underlying Index. Tracking error may occur because of differences between the securities and other instruments held in a fund's portfolio and those included in the Underlying Index, pricing differences (including, as applicable, differences between a security's price at the local market close and the Fund's valuation of a security at the time of calculation of the Fund's NAV), differences in transaction costs, the Fund's holding of uninvested cash, differences in timing of the accrual of or the valuation of dividends or interest, the requirements to maintain pass-through tax treatment, portfolio transactions carried out to minimize the distribution of capital gains to shareholders, changes to the Underlying Index or the costs to the Fund of complying with various new or existing regulatory requirements. This risk may be heightened during times of increased market volatility or other unusual market conditions. Tracking error also may result because a fund incurs fees and expenses, while the Underlying Index does not. The Underlying Funds are also subject to tracking error risk in seeking to track their own performance of the applicable underlying indexes.

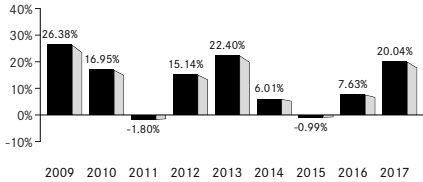
Treaty/Tax Risk. Certain of the Underlying Funds invest all of their assets that are invested in India in wholly owned subsidiaries located in the Republic of Mauritius (the "Subsidiaries"). These Underlying Funds and the Subsidiaries rely on the Double Tax Avoidance Agreement between India and Mauritius ("DTAA") for relief from certain Indian taxes. The DTAA has been renegotiated and as such, treaty relief is reduced or not available on investments in securities made on or after April 1, 2017, which may result in higher taxes and/or lower returns for the Fund. After April 1, 2017, an Underlying Fund may continue to invest in a Subsidiary until an alternative method for investing in the securities of Indian issuers is selected.

Valuation Risk. The price the Fund or an Underlying Fund could receive upon the sale of a security or other asset may differ from the Fund's or the Underlying Fund's valuation of the security or other asset and from the value used by the Underlying Index, particularly for securities or other assets that trade in low volume or volatile markets or that are valued using a fair value methodology as a result of trade suspensions or for other reasons. In addition, the value of the securities or other assets in the Fund's or an Underlying Fund's portfolio may change on days or during time periods when shareholders will not be able to purchase or sell the Fund's or an Underlying Fund's shares. Authorized Participants who purchase or redeem shares of the Fund or an Underlying Fund on days when the Fund or an Underlying Fund is holding fair-valued securities may receive fewer or more shares, or lower or higher redemption proceeds, than they would have received had the Fund or an Underlying Fund not fair-valued securities or used a different valuation methodology. The Fund's or an Underlying Fund's ability to value investments may be impacted by technological issues or errors by pricing services or other third-party service providers.

Performance Information

The bar chart and table that follow show how the Fund has performed on a calendar year basis and provide an indication of the risks of investing in the Fund. Both assume that all dividends and distributions have been reinvested in the Fund. Past performance (before and after taxes) does not necessarily indicate how the Fund will perform in the future. Supplemental information about the Fund's performance is shown under the heading *Total Return Information* in the *Supplemental Information* section of the Prospectus. If BFA had not waived certain Fund fees during certain periods, the Fund's returns would have been lower.

Year by Year Returns¹ (Years Ended December 31)



¹ The Fund's year-to-date return as of September 30, 2018 was 2.80%.

The best calendar quarter return during the periods shown above was 16.68% in the 2nd quarter of 2009; the worst was -15.39% in the 3rd quarter of 2011.

Updated performance information may be obtained by visiting our website at www.iShares.com or by calling 1-800-iShares (1-800-474-2737) (toll free).

**Average Annual Total Returns
(for the periods ended December 31, 2017)**

	<u>One Year</u>	<u>Five Years</u>	<u>Since Fund Inception</u>
(Inception Date: 11/4/2008)			
Return Before Taxes	20.04%	10.67%	11.02%
Return After Taxes on Distributions ²	18.32%	9.85%	10.36%
Return After Taxes on Distributions and Sale of Fund Shares ²	12.18%	8.29%	8.94%
S&P Target Risk Aggressive Index (Index returns do not reflect deductions for fees, expenses, or taxes)	20.12%	10.78%	11.15%

² After-tax returns in the table above are calculated using the historical highest individual U.S. federal marginal income tax rates and do not reflect the impact of state or local taxes. Actual after-tax returns depend on an investor's tax situation and may differ from those shown, and after-tax returns shown are not relevant to tax-exempt investors or investors who hold shares through tax-deferred arrangements, such as 401(k) plans or individual retirement accounts ("IRAs"). Fund returns after taxes on distributions and sales of Fund shares are calculated assuming that an investor has sufficient capital gains of the same character from other investments to offset any capital losses from the sale of Fund shares. As a result, Fund returns after taxes on distributions and sales of Fund shares may exceed Fund returns before taxes and/or returns after taxes on distributions.

Management

Investment Adviser. BlackRock Fund Advisors.

Portfolio Managers. Rachel Aguirre, Diane Hsiung, Jennifer Hsui, Alan Mason, Greg Savage and Amy Whitelaw (the "Portfolio Managers") are primarily responsible for the day-to-day management of the Fund. Each Portfolio Manager supervises a portfolio management team. Ms. Aguirre, Ms. Hsiung, Ms. Hsui, Mr. Mason, Mr. Savage and Ms. Whitelaw have been Portfolio Managers of the Fund since 2018, 2008, 2012, 2016, 2008 and 2018, respectively.

Purchase and Sale of Fund Shares

The Fund is an ETF. Individual shares of the Fund are listed on a national securities exchange. Most investors will buy and sell shares of the Fund through a broker-dealer. The price of Fund shares is based on market price, and because ETF shares trade at market prices rather than at NAV, shares may trade at a price greater than NAV (a premium) or less than NAV (a discount). The Fund will only issue or redeem shares that have been aggregated into blocks of 50,000 shares or multiples thereof ("Creation Units") to Authorized Participants who have entered into agreements with the Fund's distributor. The Fund generally will issue or redeem Creation Units in return for a designated portfolio of securities (and an amount of cash) that the Fund specifies each day.

Tax Information

The Fund intends to make distributions that may be taxable to you as ordinary income or capital gains, unless you are investing through a tax-deferred arrangement such as a 401(k) plan or an IRA, in which case, your distributions generally will be taxed when withdrawn.

Payments to Broker-Dealers and other Financial Intermediaries

If you purchase shares of the Fund through a broker-dealer or other financial intermediary (such as a bank), BFA or other related companies may pay the intermediary for marketing activities and presentations, educational training programs, conferences, the development of technology platforms and reporting systems or other services related to the sale or promotion of the Fund. These payments may create a conflict of interest by influencing the broker-dealer or other intermediary and your salesperson to recommend the Fund over another investment. Ask your salesperson or visit your financial intermediary's website for more information.

More Information About the Funds

This Prospectus contains important information about investing in the Funds. Please read this Prospectus carefully before you make any investment decisions. Additional information regarding the Funds is available at www.iShares.com.

BFA is the investment adviser to the Funds. Shares of each Fund are listed for trading on NYSE Arca, Inc. ("NYSE Arca"). The market price for a share of a Fund may be different from the Fund's most recent NAV. Each Fund has its own CUSIP number and exchange trading symbol.

ETFs are funds that trade like other publicly-traded securities and are designed to track an index. Similar to shares of an index mutual fund, each share of a Fund represents an ownership interest in an underlying portfolio of securities and other instruments intended to track a market index. Unlike shares of a mutual fund, which can be bought and redeemed from the issuing fund by all shareholders at a price based on NAV, shares of the Funds may be purchased or redeemed directly from the Funds at NAV solely by Authorized Participants and only in Creation Unit increments. Also unlike shares of a mutual fund, shares of each Fund are listed on a national securities exchange and trade in the secondary market at market prices that change throughout the day.

An index is a financial calculation, based on a grouping of financial instruments, and is not an investment product, while each Fund is an actual investment portfolio. The performance of each Fund and its Underlying Index may vary for a number of reasons, including transaction costs, non-U.S. currency valuations, asset valuations, corporate actions (such as mergers and spin-offs), timing variances and differences between each Fund's portfolio and its Underlying Index resulting from the Funds' use of representative sampling or from legal restrictions (such as diversification requirements) that apply to each Fund but not to its Underlying Index. From time to time, the Index Provider may make changes to the methodology or other adjustments to a Fund's Underlying Index. Unless otherwise determined by BFA, any such change or adjustment will be reflected in the calculation of a Fund's Underlying Index performance on a going-forward basis after the effective date of such change or adjustment. Therefore, a Fund's Underlying Index performance shown for periods prior to the effective date of any such change or adjustment will generally not be recalculated or restated to reflect such change or adjustment.

"Tracking error" is the divergence of the performance (return) of each Fund's portfolio from that of its Underlying Index. BFA expects that, over time, each Fund's tracking error will not exceed 5%. Because each Fund uses a representative sampling indexing strategy, it can be expected to have a larger tracking error than if it used a replication indexing strategy. "Replication" is an indexing strategy in which a fund invests in substantially all of the securities in its underlying index in approximately the same proportions as in the underlying index.


Under continuous listing standards adopted by the Funds' listing exchange, which went into effect on January 1, 2018, the Funds are required to confirm on an ongoing basis that the components of the Underlying Indexes satisfy the applicable listing requirements. In the event that an Underlying Index does not comply with the applicable listing requirements, the applicable Fund is required to rectify such non-compliance by requesting that the Index Provider modify the Underlying Index, adopting a new underlying index, or obtaining relief from the SEC. Failure to rectify such non-compliance may result in the applicable Fund being delisted by the listing exchange.

An investment in a Fund is not a bank deposit and it is not insured or guaranteed by the Federal Deposit Insurance Corporation or any other government agency, BFA or any of its affiliates.

Each Fund's investment objective and its Underlying Index may be changed without shareholder approval.

Investment Objectives of the Funds

Each Fund seeks investment results that correspond generally to the price and yield performance, before fees and expenses, of an S&P Target Risk Index (each, an "Underlying Index" and collectively, the "Underlying Indexes"). Each Underlying Index is comprised entirely of securities of iShares funds (each, an "Underlying Fund" and collectively, the "Underlying Funds") that themselves seek investment results that correspond generally to the price and yield performance, before fees and expenses, of their own respective underlying indexes. Each Fund is an ETF fund of funds and seeks its investment objective by investing primarily in other iShares Underlying Funds.



Note: The above chart is for illustrative purposes and is intended to represent approximately the actual allocation percentages of the Funds as of July 31, 2018, which are subject to change.

A Further Discussion of Principal Risks

Each Fund is subject to various risks, including the principal risks noted below, any of which may adversely affect the Fund's NAV, trading price, yield, total return and ability to meet its investment objective. Each Fund may be exposed to these risks directly or indirectly through the Fund's investments in the Underlying Funds. You could lose all or part of your investment in the Funds, and the Funds could underperform other investments.

Affiliated Fund Risk. In managing the Funds, BFA will have the ability to select Underlying Funds and substitute Underlying Funds with other ETFs that it believes will achieve each Fund's objective. BFA may be subject to potential conflicts of interest in selecting Underlying Funds and substituting Underlying Funds with other ETFs because the fees paid to BFA by some Underlying Funds and other ETFs managed by BFA may be higher than the fees paid by other Underlying Funds. If an Underlying Fund or other ETF holds interests in an affiliated fund, the Funds may be prohibited from purchasing shares of that Underlying Fund or other ETF.

Allocation Risk. Each Fund's ability to achieve its investment objective depends upon the Index Provider's ability to develop a model that accurately assesses the Fund's asset class allocation and selects the best mix of Underlying Funds and other ETFs. There is a risk that the Index Provider's evaluations and assumptions regarding asset classes or Underlying Funds, which are utilized as inputs in the model, may be incorrect in view of actual market conditions.

Asian Economic Risk. Many Asian economies have experienced rapid growth and industrialization in recent years, but there is no assurance that this growth rate will be maintained. Other Asian economies, however, have experienced high inflation, high unemployment, currency devaluations and restrictions, and over-extension of credit. Geopolitical hostility, political instability, as well as economic or environmental events in any one Asian country may have a significant economic effect on the entire Asian region, as well as on major trading partners outside Asia. Any adverse event in the Asian markets may have a significant adverse effect on some or all of the economies of the countries in which a Fund or an Underlying Fund invests. Many Asian countries are subject to political risk, including political instability, corruption and regional conflict with neighboring countries. North Korea and South Korea each have substantial military capabilities, and historical tensions between the two countries present the risk of war. Escalated tensions involving the two countries and any outbreak of hostilities between the two countries, or even the threat of an outbreak of hostilities, could have a severe adverse effect on the entire Asian region. Certain Asian countries have also developed increasingly strained relationships with the U.S., and if these relations were to worsen, they could adversely affect Asian issuers that rely on the U.S. for trade. In addition, many Asian countries are subject to social and labor risks associated with demands for improved political, economic and social conditions. These risks, among others, may adversely affect the value of a Fund's or an Underlying Fund's investments.

Asset Class Risk. The securities and other assets in the Underlying Index or in a Fund's or an Underlying Fund's portfolio may underperform in comparison to other securities or indexes that track other countries, groups of countries, regions, industries, groups of industries, markets, asset classes or sectors. Various types of securities, currencies and indexes may experience cycles of outperformance and underperformance in comparison to the general financial markets depending upon a number of factors including, among other things, inflation, interest rates, productivity, global demand for local products or resources, and regulation and governmental controls. This may cause the Fund to underperform other investment vehicles that invest in different asset classes.

Authorized Participant Concentration Risk. Only an Authorized Participant may engage in creation or redemption transactions directly with a Fund. Each Fund has a limited number of institutions that may act as Authorized Participants on an agency basis (*i.e.*, on behalf of other market participants). To the extent that Authorized Participants exit the business or are unable to proceed with creation or redemption orders with respect to a Fund and no other Authorized Participant is able to step forward to create or redeem Creation Units, Fund shares may be more likely to trade at a premium or discount to NAV and possibly face trading halts or delisting. Authorized Participant concentration risk may be heightened because ETFs, such as the Fund, that invest in securities issued by non-U.S. issuers or other securities or instruments that are less widely traded often involve greater settlement and operational issues and capital costs for Authorized Participants, which may limit the availability of Authorized Participants.

Call Risk. During periods of falling interest rates, an issuer of a callable bond held by a Fund and an Underlying Fund may "call" or repay the security before its stated maturity, and a Fund and an Underlying Fund may have to reinvest the proceeds in securities with lower yields, which would result in a decline in a Fund's income, or in securities with greater risks or with other less favorable features.

Concentration Risk. Each Fund may be susceptible to an increased risk of loss, including losses due to adverse events that affect the Fund's investments more than the market as a whole, to the extent that a Fund's or an Underlying Fund's investments are concentrated in the securities a particular issuer or issuers, country, group of countries, region, market, industry, group of industries, sector or asset class. Each Fund may be more adversely affected by the underperformance of those securities, may experience increased price volatility and may be more susceptible to adverse economic, market, political or regulatory occurrences affecting those securities than a fund that does not concentrate its investments.

Credit Risk. Credit risk is the risk that the issuer or guarantor of a debt instrument or the counterparty to a derivatives contract, repurchase agreement or loan of portfolio securities will be unable or unwilling to make its timely interest and/or principal payments when due or otherwise honor its obligations. There are varying degrees of credit risk, depending on an issuer's or counterparty's financial condition and on the terms of an obligation, which may be reflected in the issuer's or counterparty's credit rating. There is the chance that a Fund's or an Underlying Fund's portfolio holdings will have their credit ratings downgraded or will default (*i.e.*, fail to make scheduled interest or principal payments), or that the market's perception of an issuer's creditworthiness may worsen, potentially reducing such Fund's or an Underlying Fund's income level or share price, which may adversely affect the value of each Fund or an Underlying Fund.

Currency Risk. Because the Funds' and the Underlying Funds' NAVs are determined on the basis of the U.S. dollar, investors may lose money if a currency of a non-U.S. market in which a Fund or an Underlying Fund invests depreciates against the U.S. dollar or if there are delays or limits on repatriation of such currency, even if such currency value of the Fund's holdings in that market increases. Currency exchange rates can be very volatile and can change quickly and unpredictably. As a result, the Fund's NAV may change quickly and without warning.

Cyber Security Risk. With the increased use of technologies such as the internet to conduct business, each Fund, Authorized Participants, service providers and the relevant listing exchange are susceptible to operational, information security and related "cyber" risks both directly and through their service providers. Similar types of cyber security risks are also present for issuers of securities in which each Fund or the Underlying Funds invest, which could result in material adverse consequences for such issuers and may cause a Fund's or an Underlying Fund's investment in such portfolio companies to lose value. Unlike many other types of risks faced by each Fund and the Underlying Funds, these risks typically are not covered by insurance. In general, cyber incidents can result from deliberate attacks or unintentional events. Cyber incidents include, but are not limited to, gaining unauthorized access to digital systems (e.g., through "hacking" or malicious software coding) for purposes of misappropriating assets or sensitive information, corrupting data, or causing operational disruption. Cyber-attacks may also be carried out in a manner that does not require gaining unauthorized access, such as causing denial-of-service attacks on websites (i.e., efforts to make network services unavailable to intended users). Cyber security failures by or breaches of the systems of the Fund's or an Underlying Fund's adviser, distributor and other service providers (including, but not limited to, index providers, fund accountants, custodians, transfer agents and administrators), market makers, Authorized Participants or the issuers of securities in which each Fund or the Underlying Funds invest, have the ability to cause disruptions and impact business operations, potentially resulting in: financial losses, interference with a Fund's or an Underlying Fund's ability to calculate its NAV, disclosure of confidential trading information, impediments to trading, submission of erroneous trades or erroneous creation or redemption orders, the inability of each Fund each Underlying Fund or their service providers to transact business, violations of applicable privacy and other laws, regulatory fines, penalties, reputational damage, reimbursement or other compensation costs, or additional compliance costs. In addition, cyber-attacks may render records of Fund assets and transactions, shareholder ownership of Fund shares, and other data integral to the functioning of each Fund or Underlying Fund inaccessible or inaccurate or incomplete. Substantial costs may be incurred by each Fund or Underlying Fund in order to resolve or prevent cyber incidents in the future. While each Fund and the Underlying Funds have established business continuity plans in the event of, and risk management systems to prevent, such cyber-attacks, there are inherent limitations in such plans and systems, including the possibility that certain risks have not been identified and that prevention and remediation efforts will not be successful. Furthermore, each Fund cannot control the cyber security plans and systems put in place by service providers to each Fund, issuers in which each Fund invests, the Index Provider, market makers or Authorized Participants. Each Fund and its shareholders could be negatively impacted as a result.

Derivatives Risk. A derivative is a financial contract, the value of which depends on or is derived from, the value of an underlying asset such as a security or an index. Each Fund and Underlying Fund may invest in certain types of derivatives contracts, including futures, options and swaps. Compared to conventional securities, derivatives can be more sensitive to changes in interest rates or to sudden fluctuations in market prices and thus a Fund's or an Underlying Fund's losses may be greater if it invests in derivatives than if it invests only in conventional securities.

Equity Securities Risk. Certain Underlying Funds invest in equity securities, which are subject to changes in value that may be attributable to market perception of a particular issuer or to general stock market fluctuations that affect all issuers. Investments in equity securities may be more volatile than investments in other asset classes. Certain Underlying Funds invest in common stocks, which generally subject their holders to more risks than preferred stocks and debt securities because common stockholders' claims are subordinated to those of holders of preferred stocks and debt securities upon the bankruptcy of the issuer.

European Economic Risk. The EU requires compliance by member states with restrictions on inflation rates, deficits, interest rates and debt levels, as well as fiscal and monetary controls, each of which may significantly affect every country in Europe, including those countries that are not members of the EU. Changes in imports or exports, changes in governmental or EU regulations on trade, changes in the exchange rate of the euro (the common currency of certain EU countries), the default or threat of default by an EU member state on its sovereign debt and/or an economic recession in an EU member state may have a significant adverse effect on the economies of EU member states and their trading partners. The European financial markets have historically experienced volatility and adverse trends due to concerns about economic downturns or rising government debt levels in several European countries, including, but not limited to, Austria, Belgium, Cyprus, France, Greece, Ireland, Italy, Portugal, Spain and Ukraine. These events have adversely affected the exchange rate of the euro and may continue to significantly affect European countries.

Responses to financial problems by European governments, central banks and others, including austerity measures and reforms, may not produce the desired results, may result in social unrest, may limit future growth and economic recovery or may have other unintended consequences. Further defaults or restructurings by governments and other entities of their debt could have additional adverse effects on economies, financial markets and asset valuations around the world. In addition, one or more countries may abandon the euro and/or withdraw from the EU. In a referendum held on June 23, 2016, the United Kingdom (the "U.K.") resolved to leave the EU. The referendum may introduce significant uncertainties and instability in the financial markets as the U.K. negotiates its exit from the EU which is currently scheduled for March 29, 2019, but which timing could change. The outcome of negotiations remains uncertain. Certain European countries have also developed increasingly strained relationships with the U.S., and if these relations were to worsen, they could adversely affect European issuers that rely on the U.S. for trade.

Secessionist movements, such as the Catalan movement in Spain and the independence movement in Scotland, as well as governmental or other responses to such movements, may also create instability and uncertainty in the region. The occurrence of terrorist incidents

throughout Europe also could impact financial markets. The impact of these events is not clear but could be significant and far-reaching and could adversely affect the value and liquidity of the Fund's investments.

Extension Risk. During periods of rising interest rates, certain debt obligations may be paid off substantially more slowly than originally anticipated and the value of those securities may fall sharply, resulting in a decline in a Fund's or an Underlying Fund's income and potentially in the value of a Fund's or an Underlying Fund's investments.

Financials Sector Risk. Companies in the financials sector of an economy are subject to extensive governmental regulation and intervention, which may adversely affect the scope of their activities, the prices they can charge, the amount of capital they must maintain and, potentially, their size. The extent to which the Fund may invest in a company that engages in securities-related activities or banking is limited by applicable law. Governmental regulation may change frequently and may have significant adverse consequences for companies in the financials sector, including effects not intended by such regulation. Recently enacted legislation in the U.S. has relaxed capital requirements and other regulatory burdens on certain U.S. banks. While the effect of the legislation may benefit certain companies in the financials sector, increased risk taking by affected banks may also result in greater overall risk in the financials sector. The impact of changes in capital requirements, or recent or future regulation in various countries, on any individual financial company or on the financials sector as a whole cannot be predicted. Certain risks may impact the value of investments in the financials sector more severely than those of investments outside this sector, including the risks associated with companies that operate with substantial financial leverage. Companies in the financials sector may also be adversely affected by increases in interest rates and loan losses, decreases in the availability of money or asset valuations, credit rating downgrades and adverse conditions in other related markets. Insurance companies, in particular, may be subject to severe price competition and/or rate regulation, which may have an adverse impact on their profitability. The financials sector is particularly sensitive to fluctuations in interest rates. The financials sector is also a target for cyber-attacks, and may experience technology malfunctions and disruptions. In recent years, cyber-attacks and technology malfunctions and failures have become increasingly frequent in this sector and have reportedly caused losses to companies in this sector, which may negatively impact each Fund.

Geographic Risk. Some of the companies in which the Underlying Funds invest are located in parts of the world that have historically been prone to natural disasters such as earthquakes, tornadoes, volcanic eruptions, droughts, floods, hurricanes or tsunamis and are economically sensitive to environmental events. Any such event may adversely impact the economies of these geographic areas or business operations of companies in these geographic areas, causing an adverse impact on the value of the Fund.

High Portfolio Turnover Risk. Investment in mortgage dollar rolls and participation in to-be-announced ("TBA") transactions may significantly increase a Fund's or an Underlying Fund's portfolio turnover rate. High portfolio turnover (considered by the Funds and the Underlying Funds to mean higher than 100% annually) may result in increased transaction costs to a Fund or an Underlying Fund, including brokerage commissions, dealer mark-ups and other transaction costs on the sale of the securities and on reinvestment in other securities. These effects of high portfolio turnover may adversely affect Fund or Underlying Fund performance.

High Yield Securities Risk. Securities that are rated below investment-grade (commonly referred to as "junk bonds," which may include those bonds rated below "BBB-" by S&P Global Ratings and Fitch, or "Baa3" by Moody's), or are unrated, may be deemed speculative, may involve greater levels of risk than higher-rated securities of similar maturity and may be more likely to default.

The major risks of high yield securities investments include:

- High yield securities may be issued by less creditworthy issuers. Issuers of high yield securities may have a larger amount of outstanding debt relative to their assets than issuers of investment-grade bonds. In the event of an issuer's bankruptcy, claims of other creditors may have priority over the claims of high yield securities holders, leaving few or no assets available to repay high yield securities holders.
- Prices of high yield securities are subject to extreme price fluctuations. Adverse changes in an issuer's industry and general economic conditions may have a greater impact on the prices of high yield securities than on other higher rated fixed-income securities. The credit rating of a high yield security does not necessarily address its market value risk. Ratings and market value may change from time to time, positively or negatively, to reflect new developments regarding the issuer.
- Issuers of high yield securities may be unable to meet their interest or principal payment obligations because of an economic downturn, specific issuer developments, or the unavailability of additional financing.
- High yield securities frequently have redemption features that permit an issuer to repurchase the security from the Fund or an Underlying Fund before it matures. If the issuer redeems high yield securities held by the Fund or the Underlying Fund, the Fund or an Underlying Fund may have to invest the proceeds in bonds with lower yields and may lose income.
- High yield securities may be less liquid than higher rated fixed-income securities, even under normal economic conditions. There are fewer dealers in the high yield securities market, and there may be significant differences in the prices quoted for high yield securities by the dealers. Because high yield securities are less liquid, judgment may play a greater role in valuing certain of the Fund's or Underlying Fund's securities than is the case with securities trading in a more liquid market.
- The Fund or an Underlying Fund may incur expenses to the extent necessary to seek recovery upon default or to negotiate new terms with a defaulting issuer.

Income Risk. A Fund's income may decline when interest rates fall. This decline can occur because a Fund or an Underlying Fund may subsequently invest in lower-yielding bonds as bonds in a Fund's portfolio mature or are called, bonds in the Underlying Index are substituted, or a Fund or an Underlying Fund otherwise needs to purchase additional bonds. The Index Provider's substitution of bonds in the Underlying Index may occur, for example, when the time to maturity for the bond no longer matches the Underlying Index's stated maturity guidelines.

Index-Related Risk. The Funds seek to achieve a return that corresponds generally to the price and yield performance, before fees and expenses, of the Underlying Indexes as published by the Index Providers. There is no assurance that the Index Providers or any agents that act on their behalf will compile the Underlying Indexes accurately, or that the Underlying Indexes will be determined, composed or calculated accurately. While the Index Providers do provide descriptions of what the Underlying Indexes are designed to achieve, neither the Index Providers nor their agents do not provide any warranty or accept any liability in relation to the quality, accuracy or completeness of the Underlying Indexes or their related data, and they do not guarantee that the Underlying Indexes will be in line with the Index Providers' described index methodology. BFA's mandate as described in this Prospectus is to manage the Funds consistently with the Underlying Indexes provided by the Index Providers to BFA. BFA does not provide any warranty or guarantee against the Index Providers' or agents' errors. Errors in respect of the quality, accuracy and completeness of the data used to compile the Underlying Indexes may occur from time to time and may not be identified by the Index Providers and corrected for a period of time or at all, particularly where the indexes are less commonly used as benchmarks. Therefore, gains, losses or costs associated with Index Provider errors will generally be borne by the Funds and their shareholders. For example, during a period where a Fund's Underlying Index contains incorrect constituents, the Funds tracking such published Underlying Index would have market exposure to such constituents and would be underexposed to the Underlying Index's other constituents. As such, errors may result in a negative or positive performance impact to the Funds and their shareholders. Shareholders should understand that any gains from Index Provider errors will be kept by the Funds and their shareholders and any losses resulting from Index Provider errors will be borne by the Funds and their shareholders.

Apart from scheduled rebalances, the Index Providers may carry out additional ad hoc rebalances to the Underlying Indexes in order, for example, to correct an error in the selection of index constituents. Where the Underlying Index of a Fund is rebalanced and the Fund in turn rebalances its portfolio to attempt to correlate it to its Underlying Index, any transaction costs and market exposure arising from such portfolio rebalancing will be borne directly by the Funds and their shareholders. Unscheduled rebalances to the Underlying Indexes may also expose the Funds to tracking error risk, which is the risk that its returns may not track exactly those of the Underlying Indexes. Therefore, errors and additional ad hoc rebalances carried out by the Index Providers to the Underlying Indexes may increase the costs and market exposure risk of the Funds.

Similar risks exist for the Underlying Funds in tracking their benchmarks, which may result in the Funds' performance deviating from the return of the Underlying Index.

Interest Rate Risk. As interest rates rise, the value of a fixed-income security held by the Funds or an Underlying Fund is likely to decrease. Securities with longer durations tend to be more sensitive to interest rate changes, usually making their prices more volatile than those of securities with shorter durations. To the extent the Funds or an Underlying Fund invests a substantial portion of its assets in fixed-income securities with longer-term durations, rising interest rates may cause the value of the Funds or an Underlying Fund's investments to decline significantly, which may adversely affect the value of each Fund or an Underlying Fund. An increase in interest rates may lead to heightened volatility in the fixed-income markets and adversely affect the liquidity of certain fixed-income investments. In addition, decreases in fixed-income dealer market-making capacity may also potentially lead to heightened volatility and reduced liquidity in the fixed-income markets.

The historically low interest rate environment was created in part by the U.S. Board of Governors of the Federal Reserve System (the "Fed") and certain foreign central banks keeping the federal funds and equivalent foreign rates at or near zero percent. The Fed recently raised its benchmark interest rate several times as the U.S. labor market strengthened and economic activity accelerated. The Fed indicated that it expects its accommodative monetary policy stance to support strong labor market conditions and a sustained return to target inflation, which increases the likelihood of rising interest rates in the future. Fed policy going forward is less clear given recent changes in Fed leadership.

Investment in Underlying Funds Risk. Each Fund invests substantially all of its assets in the Underlying Funds, so each Fund's investment performance is likely to be directly related to the performance of the Underlying Funds. Each Fund may also invest in other funds, including money market funds. Each Fund's NAV will change with changes in the value of the Underlying Funds and other securities in which each Fund invests based on their market valuations. An investment in a Fund will entail more direct and indirect costs and expenses than a direct investment in the Underlying Funds. For example, a Fund indirectly pays a portion of the expenses (including operating expenses and management fees) incurred by the Underlying Funds, although some of such fees will be offset by the fee waiver by BFA.

One Underlying Fund may buy the same securities that another Underlying Fund sells. Also, an investor in a Fund may receive taxable gains from portfolio transactions by the Underlying Funds, as well as taxable gains from transactions in shares of the Underlying Funds held by the Fund. Certain of the Underlying Funds may also hold common portfolio securities.

As the Underlying Funds, or a Fund's allocations among the Underlying Funds, change from time to time, or to the extent that the expense ratio of the Underlying Funds changes, the weighted average operating expenses borne by a Fund may increase or decrease.

Issuer Risk. The performance of a Fund depends on the performance of individual securities to which the Fund or an Underlying Fund has exposure. Any issuer of these securities may perform poorly, causing the value of its securities to decline. Poor performance may be caused by poor management decisions, competitive pressures, changes in technology, expiration of patent protection, disruptions in supply, labor problems or shortages, corporate restructurings, fraudulent disclosures, credit deterioration of the issuer or other factors. Issuers may, in times of distress or at their own discretion, decide to reduce or eliminate dividends, which may also cause their stock prices to decline. An issuer may also be subject to risks associated with the countries, states and regions in which the issuer resides, invests, sells products, or otherwise conducts operations.

Large-Capitalization Companies Risk. Large-capitalization companies may be less able than smaller capitalization companies to adapt to changing market conditions. Large-capitalization companies may be more mature and subject to more limited growth potential compared

with smaller capitalization companies. During different market cycles, the performance of large-capitalization companies has trailed the overall performance of the broader securities markets.

Liquidity Risk. Liquidity risk exists when particular investments are difficult to purchase or sell. To the extent a Fund and an Underlying Fund invests in illiquid securities or securities that become less liquid, such investments may have a negative effect on the returns of the Fund because the Fund and an Underlying Fund may be unable to sell the illiquid securities at an advantageous time or price. To the extent that a Fund or an Underlying Fund invests in securities with substantial market and/or credit risk, the Fund will tend to have increased exposure to liquidity risk. Liquid investments may become illiquid after purchase by the Fund or an Underlying Fund, particularly during periods of market turmoil. Illiquid investments may be harder to value, especially in changing markets, and if a Fund or an Underlying Fund is forced to sell these investments to meet redemption requests or for other cash needs, the Fund may suffer a loss. There can be no assurance that a security that is deemed to be liquid when purchased will continue to be liquid for as long as it is held by the Fund or an Underlying Fund.

Management Risk. Because BFA uses a representative indexing strategy, each Fund will not fully replicate its Underlying Index and may hold securities not included in its Underlying Index. As a result, a Fund is subject to the risk that BFA's investment strategy, the implementation of which is subject to a number of constraints, may not produce the intended results.

Market Risk. Each Fund and the Underlying Funds could lose money over short periods due to short-term market movements and over longer periods during more prolonged market downturns. The value of a security or other asset may decline due to changes in general market conditions, economic trends or events that are not specifically related to the issuer of the security or other asset, or factors that affect a particular issuer or issuers, country, group of countries, region, market, industry, group of industries, sector or asset class. During a general market downturn, multiple asset classes may be negatively affected. Changes in market conditions and interest rates generally do not have the same impact on all types of securities and instruments.

Market Trading Risk

Absence of Active Market. Although shares of the Funds and the Underlying Funds are listed for trading on one or more stock exchanges, there can be no assurance that an active trading market for such shares will develop or be maintained by market makers or Authorized Participants.

Risk of Secondary Listings. The Funds' shares may be listed or traded on U.S. and non-U.S. stock exchanges other than the U.S. stock exchange where the Funds' primary listing is maintained, and may otherwise be made available to non-U.S. investors through funds or structured investment vehicles similar to depository receipts. There can be no assurance that a Fund's shares will continue to trade on any such stock exchange or in any market or that a Fund's shares will continue to meet the requirements for listing or trading on any exchange or in any market. The Funds' shares may be less actively traded in certain markets than in others, and investors are subject to the execution and settlement risks and market standards of the market where they or their broker direct their trades for execution. Certain information available to investors who trade Fund shares on a U.S. stock exchange during regular U.S. market hours may not be available to investors who trade in other markets, which may result in secondary market prices in such markets being less efficient.

Secondary Market Trading Risk. Shares of a Fund or an Underlying Fund may trade in the secondary market at times when the Fund or the Underlying Funds do not accept orders to purchase or redeem shares. At such times, shares may trade in the secondary market with more significant premiums or discounts than might be experienced at times when the Funds or the Underlying Funds accept purchase and redemption orders. If a Fund purchases shares of an Underlying Fund at a time when the market price of Underlying Fund shares is at a premium to their NAV or sells Underlying Fund shares when their market price is at a discount to their NAV, the Fund may incur losses.

Secondary market trading in Fund shares may be halted by a stock exchange because of market conditions or for other reasons. In addition, trading in Fund shares on a stock exchange or in any market may be subject to trading halts caused by extraordinary market volatility pursuant to "circuit breaker" rules on the stock exchange or market.

Shares of each Fund, similar to shares of other issuers listed on a stock exchange, may be sold short and are therefore subject to the risk of increased volatility and price decreases associated with being sold short.

Shares of each Fund and the Underlying Funds May Trade at Prices Other Than NAV. Shares of a Fund and an Underlying Fund each trade on stock exchanges at prices at, above or below the Fund's most recent NAV. The NAV of each Fund and each Underlying Fund are calculated at the end of each business day and fluctuate with changes in the market value of such Fund's or an Underlying Fund's holdings. The trading price of each of the Funds' and Underlying Funds' shares fluctuates continuously throughout trading hours based on both market supply of and demand for their shares and the underlying value of their portfolio holdings or NAV. As a result, the trading prices of a Fund's shares may deviate significantly from NAV during periods of market volatility. **ANY OF THESE FACTORS, AMONG OTHERS, MAY LEAD TO THE FUND'S OR THE UNDERLYING FUNDS' SHARES TRADING AT A PREMIUM OR DISCOUNT TO NAV.** However, because shares can be created and redeemed in Creation Units at NAV, BFA believes that large discounts or premiums to the NAV of a Fund or the Underlying Funds, as applicable, are not likely to be sustained over the long term (unlike shares of many closed-end funds, which frequently trade at appreciable discounts from, and sometimes at premiums to, their NAVs). While the creation/redemption feature is designed to make it more likely that a Fund's or an Underlying Fund's shares normally will trade on stock exchanges at prices close to the Fund's or an Underlying Fund's next calculated NAV, exchange prices are not expected to correlate exactly with the NAV due to timing reasons, supply and demand imbalances and other factors. In addition, disruptions to creations and redemptions, including disruptions at market makers, Authorized Participants, or other market participants, and during periods of significant market volatility, may result in trading prices for shares of a Fund or an Underlying Fund that differ significantly from their respective NAV. Authorized Participants may be less willing to create or redeem Fund shares if there is a lack of an active market for such shares or its underlying investments, which may contribute to a Fund's shares trading at a premium or discount to NAV.

Costs of Buying or Selling Fund Shares. Buying or selling Fund shares on an exchange involves two types of costs that apply to all securities transactions. When buying or selling shares of a Fund through a broker, you will likely incur a brokerage commission and other charges. In addition, you may incur the cost of the "spread"; that is, the difference between what investors are willing to pay for Fund shares (the "bid" price) and the price at which they are willing to sell Fund shares (the "ask" price). The spread, which varies over time for shares of the Fund based on trading volume and market liquidity, is generally narrower if the Fund has more trading volume and market liquidity and wider if the Fund has less trading volume and market liquidity. In addition, increased market volatility may cause wider spreads. There may also be regulatory and other charges that are incurred as a result of trading activity. Because of the costs inherent in buying or selling Fund shares, frequent trading may detract significantly from investment results and an investment in Fund shares may not be advisable for investors who anticipate regularly making small investments through a brokerage account.

Mid-Capitalization Companies Risk. Stock prices of mid-capitalization companies may be more volatile than those of large-capitalization companies and therefore the share price of an Underlying Fund that invests mostly in mid-capitalization companies may increase or decrease by a greater percentage than those of funds that invest solely in stocks issued by large-capitalization companies. Stock prices of mid-capitalization companies are also more vulnerable than large-capitalization stocks to adverse business or economic developments and the stocks of mid-capitalization companies may be less liquid, making it difficult for the Fund or an Underlying Fund to buy and sell them. In addition, mid-capitalization companies generally have less diverse product lines than large-capitalization companies and are more susceptible to adverse developments related to their products.

Model Risk. Neither the Funds nor BFA can offer any assurance that the allocation model used to calculate the Underlying Indexes will achieve its intended results or maximize returns or minimize risks, nor can the Funds or BFA offer assurance that a particular allocation will be the appropriate allocation in all circumstances for every investor seeking a particular risk profile or time horizon.

National Closed Market Trading Risk. To the extent that the underlying securities held by a Fund or an Underlying Fund trade on foreign exchanges or in foreign markets that may be closed when the securities exchange on which the Fund's or an Underlying Fund's shares trade is open, there are likely to be deviations between the current price of an underlying security and the last quoted price for the underlying security (*i.e.*, the Fund's or an Underlying Fund's quote from the closed foreign market). These deviations could result in premiums or discounts to a Fund's or an Underlying Fund's NAV that may be greater than those experienced by other ETFs.

Non-U.S. Issuers Risk. Securities issued by non-U.S. issuers have different risks from securities issued by U.S. issuers. These risks include differences in accounting, auditing and financial reporting standards, the possibility of expropriation or confiscatory taxation, adverse changes in investment or exchange control regulations, political instability which could affect U.S. investments in non-U.S. countries, uncertainties of transnational litigation, and potential restrictions on the flow of international capital, including the possible seizure or nationalization of the securities issued by non-U.S. issuers held by the Fund or an Underlying Fund. Non-U.S. issuers may be subject to less governmental regulation than U.S. issuers. Moreover, individual non-U.S. economies may differ favorably or unfavorably from the U.S. economy in such respects as growth of gross domestic product, rate of inflation, capital reinvestment, resource self-sufficiency and balance of payment positions. Unfavorable political, economic or governmental developments in non-U.S. countries could affect the payment of a security's principal and interest. Securities issued by non-U.S. issuers may also be less liquid and more difficult to value than securities of U.S. issuers. In addition, the value of these securities may fluctuate due to changes in the exchange rate of the issuer's local currency against the U.S. dollar.

Non-U.S. Securities Risk. Investments in the securities of non-U.S. issuers are subject to the risks of investing in the markets where such issuers are located, including heightened risks of inflation, nationalization and market fluctuations caused by economic and political developments. The Underlying Funds that invest in non-U.S. securities may be subject to increased risk of loss caused by any of the factors listed below:

- Lower levels of liquidity and market efficiency;
- Greater securities price volatility;
- Exchange rate fluctuations and exchange controls;
- Less availability of public information about issuers;
- Limitations on foreign ownership of securities;
- Imposition of withholding or other taxes;
- Imposition of restrictions on the expatriation of the funds or other assets of an Underlying Fund;
- Higher transaction and custody costs and delays in settlement procedures;
- Difficulties in enforcing contractual obligations;
- Lower levels of regulation of the securities markets;
- Weaker accounting, disclosure and reporting requirements; and
- Legal principles related to corporate governance, directors' fiduciary duties and liabilities and stockholders' rights in markets in which the Underlying Funds may invest may differ and/or may not be as extensive or protective as those that apply in the U.S.

Operational Risk. The Fund and the Underlying Funds are exposed to operational risks arising from a number of factors, including, but not limited to, human error, processing and communication errors, errors of the Fund's service providers, counterparties or other third-parties, failed or inadequate processes and technology or systems failures. The Fund, the Underlying Funds and BFA seek to reduce these operational

risks through controls and procedures. However, these measures do not address every possible risk and may be inadequate to address significant operational risks.

Passive Investment Risk. The Funds and the Underlying Funds are not actively managed and may be affected by a general decline in market segments related to their Underlying Indexes. Each Fund and each Underlying Fund invest in securities included in, or representative of, their respective underlying index, regardless of their investment merits. BFA generally does not attempt to invest the Funds' or the Underlying Funds' assets in defensive positions under any market conditions, including declining markets.

Prepayment Risk. During periods of falling interest rates, issuers of certain debt obligations may repay principal prior to the security's maturity, which may cause a Fund or an Underlying Fund to have to reinvest in securities with lower yields or higher risk of default, resulting in a decline in the Fund's or an Underlying Fund's income or return potential. Also, if a security subject to prepayment had been purchased at a premium, the value of the premium would be lost in the event of prepayment.

Privately-Issued Securities Risk. A Fund or an Underlying Fund may invest in privately-issued securities, including those that are normally purchased pursuant to Rule 144A or Regulation S under the 1933 Act. Privately-issued securities typically may be resold only to qualified institutional buyers, or in a privately negotiated transaction, or to a limited number of purchasers, or in limited quantities after they have been held for a specified period of time and other conditions are met for an exemption from registration. Because there may be relatively few potential purchasers for such securities, especially under adverse market or economic conditions or in the event of adverse changes in the financial condition of the issuer, a Fund and an Underlying Fund may find it more difficult to sell such securities when it may be advisable to do so or it may be able to sell such securities only at prices lower than if such securities were more widely held and traded. At times, it also may be more difficult to determine the fair value of such securities for purposes of computing a Fund's or an Underlying Fund's NAV due to the absence of an active trading market. There can be no assurance that a privately-issued security that is deemed to be liquid when purchased will continue to be liquid for as long as it is held by a Fund or Underlying Fund, and its value may decline as a result.

Reinvestment Risk. A Fund or an Underlying Fund may invest a portion of its assets in short-term fixed-income instruments and as a result, may be adversely affected when interest rates fall because they may have to invest in lower yielding bonds as bonds mature. This may cause a Fund's or an Underlying Fund's income to decline, which may adversely affect the value of the Fund. This risk is typically greater with respect to short-term bond funds and lower for long-term bond funds.

Reliance on Trading Partners Risk. The economies of many countries or regions in which certain of the Underlying Funds invest are highly dependent on trading with certain key trading partners. Reduction in spending on products and services by these key trading partners, institution of tariffs or other trade barriers or a slowdown in the economies of key trading partners may adversely affect the performance of any company in which the Underlying Funds invest and have a material adverse effect on the Underlying Funds' performance.

Risk of Investing in Developed Countries. Investment in developed country issuers may subject the Fund to regulatory, political, currency, security, economic and other risks associated with developed countries. Developed countries generally tend to rely on services sectors (e.g., the financial services sector) as the primary means of economic growth. A prolonged slowdown in one or more services sectors is likely to have a negative impact on economies of certain developed countries, although economies of individual developed countries can be impacted by slowdowns in other sectors. In the past, certain developed countries have been targets of terrorism, and some geographic areas in which the Fund or an Underlying Fund invests have experienced strained international relations due to territorial disputes, historical animosities, defense concerns and other security concerns. These situations may cause uncertainty in the financial markets in these countries or geographic areas and may adversely affect the performance of the issuers to which the Fund or the Underlying Fund has exposure. Heavy regulation of certain markets, including labor and product markets, may have an adverse effect on certain issuers. Such regulations may negatively affect economic growth or cause prolonged periods of recession. Many developed countries are heavily indebted and face rising healthcare and retirement expenses. In addition, price fluctuations of certain commodities and regulations impacting the import of commodities may negatively affect developed country economies.

Risk of Investing in Russia. Investing in Russian securities involves significant risks, in addition to those described under "Risk of Investing in Emerging Markets" and "Non-U.S. Securities Risk" that are not typically associated with investing in U.S. securities, including:

- The risk of delays in settling portfolio transactions and the risk of loss arising out of the system of share registration and custody used in Russia;
- Risks in connection with the maintenance of a Fund's or an Underlying Fund's portfolio securities and cash with foreign sub-custodians and securities depositories, including the risk that appropriate sub-custody arrangements will not be available to the Fund or an Underlying Fund;
- The risk that a Fund's or an Underlying Fund's ownership rights in portfolio securities could be lost through fraud or negligence because ownership in shares of Russian companies is recorded by the companies themselves and by registrars, rather than by a central registration system; and
- The risk that a Fund or an Underlying Fund may not be able to pursue claims on behalf of its shareholders because of the system of share registration and custody, and because Russian banking institutions and registrars are not guaranteed by the Russian government.

Russia Sanctions. The U.S. and the Economic and Monetary Union of the EU, along with the regulatory bodies of a number of countries including Japan, Australia, Norway, Switzerland and Canada (collectively, "Sanctioning Bodies"), have imposed economic sanctions, which consist of prohibiting certain securities trades, prohibiting certain private transactions in the energy sector, asset freezes and prohibition of all business, against certain Russian individuals and Russian corporate entities. The Sanctioning Bodies could also institute broader sanctions on Russia. These sanctions, or even the threat of further sanctions, may result in the decline of the value and liquidity of Russian securities, a weakening of the ruble or other adverse consequences to the Russian economy. These sanctions could also result in the immediate freeze of

Russian securities and/or funds invested in prohibited assets, impairing the ability of the Fund or an Underlying Fund to buy, sell, receive or deliver those securities and/or assets. Additional sanctions against Russia have been, and may in the future be, imposed by the U.S. or other countries.

The sanctions against certain Russian issuers include prohibitions on transacting in or dealing in issuances of debt or equity of such issuers. Compliance with each of these sanctions may impair the ability of the Fund or an Underlying Fund to buy, sell, hold, receive or deliver the affected securities or other securities of such issuers. If it becomes impracticable or unlawful for the Fund or an Underlying Fund to hold securities subject to, or otherwise affected by, sanctions (collectively, "affected securities"), or if deemed appropriate by BFA, the Fund or an Underlying Fund may prohibit in-kind deposits of the affected securities in connection with creation transactions and instead require a cash deposit, which may also increase the Fund's or an Underlying Fund's transaction costs. The Fund or an Underlying Fund may also be legally required to freeze assets in a blocked account.

Also, if an affected security is included in the Fund's or an Underlying Fund's Underlying Index, the Fund or an Underlying Fund may, where practicable, seek to eliminate its holdings of the affected security by employing or augmenting its representative sampling strategy to seek to track the investment results of its Underlying Index. The use of (or increased use of) a representative sampling strategy may increase the Fund's or an Underlying Fund's tracking error risk. If the affected securities constitute a significant percentage of the Underlying Index, the Fund or an Underlying Fund may not be able to effectively implement a representative sampling strategy, which may result in significant tracking error between the Fund's or an Underlying Fund's performance and the performance of its Underlying Index.

Current or future sanctions may result in Russia taking counter measures or retaliatory actions, which may further impair the value and liquidity of Russian securities. These retaliatory measures may include the immediate freeze of Russian assets held by the Fund or an Underlying Fund. In the event of such a freeze of any Fund or Underlying Fund assets, including depositary receipts, the Fund or an Underlying Fund may need to liquidate non-restricted assets in order to satisfy any Fund or Underlying Fund redemption orders. The liquidation of Fund or Underlying Fund assets during this time may also result in the Fund or an Underlying Fund receiving substantially lower prices for its securities.

These sanctions may also lead to changes in the Fund's or an Underlying Fund's Underlying Index. The Fund's or an Underlying Fund's Index Provider may remove securities from the Underlying Index or implement caps on the securities of certain issuers that have been subject to recent economic sanctions. In such an event, it is expected that the Fund or an Underlying Fund will rebalance its portfolio to bring it in line with the Underlying Index as a result of any such changes, which may result in transaction costs and increased tracking error. These sanctions, the volatility that may result in the trading markets for Russian securities and the possibility that Russia may impose investment or currency controls on investors may cause the Fund or an Underlying Fund to invest in, or increase the Fund's or an Underlying Fund's investments in, depositary receipts that represent the securities of the Underlying Index. These investments may result in increased transaction costs and increased tracking error.

Risk of Investing in the U.S. A decrease in imports or exports, changes in trade regulations and/or an economic recession in the U.S. may have a material adverse effect on the U.S. economy and the securities listed on U.S. exchanges. Proposed and adopted policy and legislative changes in the U.S. are changing many aspects of financial and other regulation and may have a significant effect on the U.S. markets generally, as well as on the value of certain securities. In addition, a continued rise in the U.S. public debt level or U.S. austerity measures may adversely affect U.S. economic growth and the securities to which the Fund has exposure.

The U.S. has developed increasingly strained relations with a number of foreign countries. If these relations were to worsen, it could adversely affect U.S. issuers as well as non-U.S. issuers that rely on the U.S. for trade. The U.S. has also experienced increased internal unrest and discord. If this trend were to continue, it may have an adverse impact on the U.S. economy and many of the issuers in which the Fund invests.

Securities Lending Risk. The Funds or an Underlying Fund may engage in securities lending. Securities lending involves the risk that the Funds or an Underlying Fund may lose money because the borrower of the loaned securities fails to return the securities in a timely manner or at all. A Fund or an Underlying Fund could also lose money in the event of a decline in the value of collateral provided for loaned securities or a decline in the value of any investments made with cash collateral. These events could also trigger adverse tax consequences for a Fund or an Underlying Fund. BlackRock Institutional Trust Company, N.A., the securities lending agent for the Funds and the Underlying Funds, will take into account the tax impact to shareholders of substitute payments for dividends when managing the securities lending program for the Funds and the Underlying Funds.

Small-Capitalization Companies Risk. Stock prices of small-capitalization companies may be more volatile than those of larger companies and, therefore, the share price of an Underlying Fund that invests mostly in small-capitalization companies may be more volatile than those of funds that invest a larger percentage of their assets in stocks issued by mid- or large-capitalization companies. Stock prices of small-capitalization companies are generally more vulnerable than those of mid- or large-capitalization companies to adverse business and economic developments. Securities of small-capitalization companies may be thinly traded, making it difficult for the Underlying Funds to buy and sell them. In addition, small-capitalization companies are typically less financially stable than larger, more established companies and may depend on a small number of essential personnel, making these companies more vulnerable to experiencing adverse effects due to the loss of personnel. Small-capitalization companies also normally have less diverse product lines than those of mid- or large-capitalization companies and are more susceptible to adverse developments concerning their products.

Structural Risk. Certain political, economic, legal and currency risks could contribute to a high degree of price volatility in the equity markets of some of the countries in which a Fund or an Underlying Fund may invest and could adversely affect investments in the Fund or the Underlying Fund.

Political and Social Risk. Disparities of wealth, the pace and success of democratization and ethnic, religious and racial disaffection, among other factors, may exacerbate social unrest, violence and labor unrest in some of the countries in which the Fund or an Underlying Fund may invest. Unanticipated or sudden political or social developments may result in sudden and significant investment losses.

Economic Risk. Some countries in which the Fund or an Underlying Fund may invest may experience economic instability, including instability resulting from substantial rates of inflation or significant devaluations of their currency, or economic recessions, which would have a negative effect on the economies and securities markets of their economies. Some of these countries may also impose restrictions on the exchange or export of currency or adverse currency exchange rates and may be characterized by a lack of available currency hedging instruments.

Expropriation Risk. Investments in certain countries in which the Fund or an Underlying Fund may invest may be subject to loss due to expropriation or nationalization of assets and property or the imposition of restrictions on foreign investments and repatriation of capital.

Large Government Debt Risk. Chronic structural public sector deficits in some countries in which the Fund or an Underlying Fund may invest may adversely impact securities held by the Fund or an Underlying Fund.

Tax Risk. Because the Fund is expected to invest in the Underlying Funds, the Fund's realized losses on sales of shares of an Underlying Fund may be indefinitely or permanently deferred as "wash sales." Distributions of short-term capital gains by an Underlying Fund will be recognized as ordinary income by the Fund and would not be offset by the Fund's capital loss carryforwards, if any. Capital loss carryforwards of an Underlying Fund, if any, would not offset net capital gains of the Fund.

Tracking Error Risk. The Fund may be subject to tracking error, which is the divergence of a fund's performance from that of the Underlying Index. Tracking error may occur because of differences between the securities and other instruments held in a fund's portfolio and those included in the Underlying Index, pricing differences (including, as applicable, differences between a security's price at the local market close and the Fund's valuation of a security at the time of calculation of the Fund's NAV), differences in transaction costs, a Fund's holding of uninvested cash, differences in timing of the accrual of or the valuation of dividends or interest, the requirements to maintain pass-through tax treatment, portfolio transactions carried out to minimize the distribution of capital gains to shareholders, changes to the Underlying Index or the costs to a Fund of complying with various new or existing regulatory requirements. This risk may be heightened during times of increased market volatility or other unusual market conditions. Tracking error also may result because a fund incurs fees and expenses, while the Underlying Index does not. The Underlying Funds are also subject to tracking error risk in seeking to track their own performance of the applicable underlying indexes.

Treaty/Tax Risk. Certain of the Underlying Funds operate, in part, through the Mauritius subsidiaries, which in turn invests in securities of Indian issuers.

An investor is required to submit the tax residency certificate as issued in the country of residence and provide other documents and information as prescribed by the Government of India to claim benefits under the DTAA.

The revised DTAA provides that capital gains that arise from alienation of shares of an Indian company acquired by a Mauritian tax resident, on or after April 1, 2017, would be taxable in India. However, the DTAA also provides for grandfathering of investments in shares made before April 1, 2017. Returns from investments in shares made on or after April 1, 2017 will be subject to capital gains tax in India, although the DTAA provides for a limitation of benefits provision which shall be a prerequisite for a reduced rate of tax (50% of domestic tax rate) on capital gains arising during a two year transition period from April 1, 2017 to March 31, 2019. The application of such provisions of the DTAA could result in the imposition of withholding and capital gains taxes and/or other taxes on the Mauritius subsidiaries by tax authorities in India. This could significantly reduce the return to an Underlying Fund on its investments in shares and the return received by an Underlying Fund's shareholders.

Criteria for Residence of Companies in India.

A foreign company will be considered a resident in India if its place of effective management ("POEM") (defined as a place where key management and commercial decisions that are necessary for the conduct of the business of an entity as a whole are in substance made) is in India in the relevant financial year. This test is to be applied taking the relevant financial year as a whole into consideration. The Central Board of Direct Taxes ("CBDT") has clarified that the provisions in relation to POEM shall not apply to a company having turnover of Indian Rupee ("INR") 500 million or less in a year.

Indirect Transfers.

The current legislation, (Indian) Income Tax Act, 1961 ("IT Act") imposes Indian tax and withholding obligations with respect to the transfer of shares and interest in an overseas company that derives its value substantially from assets situated in India ("indirect transfers"). It has been clarified that Indian tax authorities will not reopen any assessment proceedings that were completed before April 1, 2012 and where no notice for reassessment has been issued prior to that date. The CBDT also clarified that any assessment or any other order which stands validated due to the amendments in the Finance Act would be enforced. Given this clarification issued by the CBDT, an Underlying Fund does not expect that shareholders or an Underlying Fund will become subject to tax or to withholding obligations with respect to completed assessments.

It has been clarified that the share or interest of the foreign entity shall be deemed to derive its value substantially from the assets located in India, if the value of such Indian assets exceeds INR 100 million, and represents at least 50% of the value of all the assets owned by the foreign entity. The value of an asset shall be the fair market value as of the specified date, of such an asset without reduction of liabilities. The fair market value will be determined in accordance with Rule 11UB of the Income Tax Rule, 1962 ("IT Rules"). In case all the assets of the foreign entity are not located in India, only such part of the income as is reasonably attributable to the Indian assets shall be subject to capital gains tax in India.

Further, it provides an exemption from indirect transfer provisions to the small shareholders of such foreign entity in the following cases:

- With respect to a foreign entity that holds the Indian assets directly, if the transferor of share or interest in such a foreign entity (along with its associated enterprises), at any time in the twelve months preceding the year of transfer neither holds the right of control or management in the foreign entity, nor holds voting power or share capital or interest exceeding 5% of the total voting power or total share capital or total interest in such foreign entity.
- With respect to a foreign entity that holds the Indian assets indirectly, if the transferor of share or interest in such foreign entity (along with its associated enterprises), at any time in the twelve months preceding the year of transfer does not hold the right of control or management in relation to the foreign entity, which would entitle them to the right of control or management in the foreign entity which directly holds the Indian assets; or does not hold voting power or share capital or interest exceeding 5% of the total voting power or total share capital or total interest in the foreign entity, which results in holding the same share capital or voting power in the entity which directly holds the Indian assets.

If the gains arising from transfer of shares or interests in a foreign entity are taxable in India in accordance with the aforementioned provisions of indirect transfer, the purchaser of the securities will be required to withhold applicable Indian taxes.

Gains realized when a non-resident acquires shares of a foreign company from another non-resident and the foreign company derives "substantial value" from Indian assets, (meaning that the value of Indian assets (i) exceeds INR 100 million, and (ii) represents at least 50% of the value the company's assets), such gains are taxable in India and subject to withholding, to the extent that they are reasonably attributable to the Indian assets.

Because certain of the Underlying Funds invest in Indian securities through the Subsidiary, the Subsidiary or the Underlying Fund may be considered to derive "substantial value" from Indian assets, and accordingly, shareholder redemptions of Underlying Fund/Subsidiary shares and sales of Underlying Fund shares may have been subject to Indian tax and withholding obligations. However, the IT Act provides for an exemption to shareholders in Category I and Category II foreign portfolio investors ("FPI") from the applicability of indirect transfer taxation. The Subsidiary is a Category II FPI. Therefore, any redemptions or transfers by the Underlying Fund or the shareholders in the Underlying Fund should not be subject to Indian indirect transfer tax.

The IT Act further provides that the aforesaid indirect transfer provisions will not apply to foreign investors making an investment directly or indirectly in a Securities and Exchange Board of India ("SEBI") registered Category I and Category II FPI.

General Anti-Avoidance Rules.

The current legislation provides for the general anti-avoidance rules ("GAAR") to curb aggressive tax planning with the use of sophisticated structures. GAAR became applicable with effect from April 1, 2017. CBDT Circular No. 7 of 2017 has clarified that where a FPI (such as the Subsidiary) is located in a particular jurisdiction based on non-tax commercial reasons and the main purpose of the choice of location/residence of the FPI is not to obtain a treaty benefit, the GAAR provisions will not be resorted to by the tax authorities.

As per the provisions of GAAR, an arrangement entered into by a taxpayer may be declared to be an impermissible avoidance arrangement, if the "main purpose" of the arrangement is to obtain a "tax benefit" and the arrangement:

- creates rights, or obligations, which are not ordinarily created between persons dealing at arm's length;
- results, directly or indirectly, in the misuse, or abuse, of the provisions of IT Act;
- lacks commercial substance; or
- is entered into, or carried out, by means, or in a manner, which are not ordinarily employed for bona fide purposes.

Once an arrangement is declared to be an impermissible avoidance arrangement, wide powers have been granted to tax authorities to deny tax treaty benefits, disregard or re-characterize transactions, re-characterize equity into debt and vice versa.

As per the provisions of the IT Rules, GAAR shall not apply in the following circumstances:

- any arrangement where the aggregate tax benefit to all the parties of the arrangement in the relevant financial year does not exceed INR 30 Million;
- foreign institutional investors ("FIIs") that choose not to take any benefit under any tax treaty entered with India and have invested in listed or unlisted securities with prior permission of the competent authority in accordance with the applicable regulations;
- non-resident investor in an FII who has invested in an FII, directly or indirectly, by way of an offshore derivative instrument or otherwise; or
- any income derived from the transfer of shares or interests made prior to April 1, 2017.

GAAR may, irrespective of existing treaty provisions, lead to the imposition of tax liabilities and withholding obligations, and may lead a Fund to modify the structure.

Indian Minimum Alternative Tax.

The IT Act provides that Minimum Alternate Tax is not applicable on a foreign company where the foreign company is a resident of a country with which India has signed a DTAA and the foreign company does not have a permanent establishment in India in accordance with such DTAA.

Recent amendments to the DTAA and GAAR could change the manner in which the Mauritius subsidiaries are currently taxed in India and could adversely impact the returns to an Underlying Fund/Mauritius subsidiaries and its shareholders. The applicable Underlying Fund will

continue to monitor developments in India with respect to these matters. Investors are urged to consult their own tax advisers with respect to their own tax situations and the tax consequences of an investment in an Underlying Fund.

U.S. Economic Risk. The U.S. is a significant, and in some cases the most significant, trading partner of, or foreign investor in, certain country or countries in which the Fund or an Underlying Fund invests. As a result, economic conditions of such countries may be particularly affected by changes in the U.S. economy. A decrease in U.S. imports or exports, new trade and financial regulations or tariffs, changes in the U.S. dollar exchange rate or an economic slowdown in the U.S. may have a material adverse effect on the economic conditions of such countries and, as a result, securities to which the Fund or an Underlying Fund has exposure.

Valuation Risk. The price a Fund or an Underlying Fund could receive upon the sale of a security or other asset may differ from the Fund's or the Underlying Fund's valuation of the security or other asset and from the value used by the Underlying Index, particularly for securities or other assets that trade in low volume or volatile markets or that are valued using a fair value methodology as a result of trade suspensions or for other reasons. Because non-U.S. exchanges may be open on days when a Fund or an Underlying Fund does not price its shares, the value of the securities or other assets in the Fund's or the Underlying Fund's portfolio may change on days or during time periods when the shareholders will not be able to purchase or sell the Fund's or the Underlying Fund's shares. In addition, for purposes of calculating a Fund's or an Underlying Fund's NAV, the value of assets denominated in non-U.S. currencies is converted into U.S. dollars using prevailing market rates on the date of valuation as quoted by one or more data service providers. This conversion may result in a difference between the prices used to calculate a Fund's or an Underlying Fund's NAV and the prices used by its underlying index, which, in turn, could result in a difference between the Fund's or the Underlying Fund's performance and the performance of its underlying index. Authorized Participants who purchase or redeem shares of a Fund or an Underlying Fund on days when the Fund or the Underlying Fund is holding fair-valued securities may receive fewer or more shares, or lower or higher redemption proceeds, than they would have received had the Fund or the Underlying Fund not fair-valued securities or used a different valuation methodology. The Fund's or the Underlying Fund's ability to value investments may be impacted by technological issues or errors by pricing services or other third-party service providers.

A Further Discussion of Other Risks

Each Fund may also be subject to certain other risks associated with its investments and investment strategies.

Agency Debt Risk. Bonds or debentures issued by U.S. government agencies, government-sponsored entities, or government corporations, including, among others, the Federal National Mortgage Association ("Fannie Mae") and the Federal Home Loan Mortgage Corporation ("Freddie Mac"), are generally backed only by the general creditworthiness and reputation of the U.S. government agency, government-sponsored entity, or government corporation issuing the bond or debenture and are not guaranteed by the U.S. Treasury or backed by the full faith and credit of the U.S. government. As a result, there is uncertainty as to the current status of many obligations of Fannie Mae, Freddie Mac and other agencies that are placed under conservatorship of the U.S. government. Government National Mortgage Association ("Ginnie Mae") securities are generally backed by the full faith and credit of the U.S. government.

Some U.S. government agencies, including Fannie Mae and Freddie Mac, purchase and guarantee residential mortgages and form mortgage-backed securities ("MBS") that they issue to the market. These agencies also hold their own MBS as well as those of other institutions with funding from the agency debentures they issue. The market for MBS has been adversely affected by the value of those MBS held and/or issued by these agencies. These securities are subject to more credit risk than U.S. government securities that are supported by the full faith and credit of the U.S. (e.g., U.S. Treasury bonds). If a U.S. government agency that is the issuer of securities in which the Fund invests is unable to meet its obligations or ceases to exist and no plan is made for repayment of securities, the performance of the Fund will be adversely impacted.

Close-out Risk for Qualified Financial Contracts. Regulations adopted by the prudential regulators, which are scheduled to take effect with respect to the Funds in 2019, will require counterparties that are part of U.S. or foreign global systemically important banking organizations to include contractual restrictions on close-out and cross-default in agreements relating to qualified financial contracts. Qualified financial contracts include agreements relating to swaps, currency forwards and other derivatives as well as repurchase agreements and securities lending agreements. The restrictions prevent the Funds from closing out a qualified financial contract during a specified time period if the counterparty is subject to resolution proceedings and prohibit the Funds from exercising default rights due to a receivership or similar proceeding of an affiliate of the counterparty. Implementation of these requirements may increase credit and other risks to the Funds.

Commodity Risk. The energy, materials, and agriculture sectors account for a large portion of the exports of certain countries in which a Fund or an Underlying Fund invests. Any changes in these sectors or fluctuations in the commodity markets could have an adverse impact on a country's economy. Commodity prices may be influenced or characterized by unpredictable factors, including, where applicable, high volatility, changes in supply and demand relationships, weather, agriculture, trade, pestilence, political instability, changes in interest rates and monetary and other governmental policies, action and inaction, including price changes due to trade relations, including the imposition of tariffs by the U.S. and other importing countries. Securities of companies held by a Fund or an Underlying Fund that are dependent on a single commodity, or are concentrated in a single commodity sector, may typically exhibit even higher volatility attributable to commodity prices.

Consumer Discretionary Sector Risk. The success of consumer product manufacturers and retailers is tied closely to the performance of domestic and international economies, interest rates, exchange rates, competition, consumer confidence, changes in demographics and consumer preferences. Companies in the consumer discretionary sector depend heavily on disposable household income and consumer spending, and may be strongly affected by social trends and marketing campaigns. These companies may be subject to severe competition, which may have an adverse impact on their profitability.

Consumer Staples Sector Risk. Companies in the consumer staples sector may be affected by the regulation of various product components and production methods, marketing campaigns and changes in the global economy, consumer spending and consumer demand. Tobacco companies, in particular, may be adversely affected by new laws, regulations and litigation. Companies in the consumer staples sector may also be adversely affected by changes or trends in commodity prices, which may be influenced by unpredictable factors. These companies may be subject to severe competition, which may have an adverse impact on their profitability.

Currency Hedging Risk. When a derivative is used as a hedge against a position that certain Underlying Funds hold, any loss generated by the derivative generally should be substantially offset by gains on the hedged investment, and vice versa. While hedging can reduce or eliminate losses, it can also reduce or eliminate gains. Hedges are sometimes subject to imperfect matching between the derivative and its reference asset, and there can be no assurance that certain Underlying Funds' hedging transactions will be effective. Currency hedging activity exposes certain Underlying Funds to credit risk due to counterparty exposure, which risk will be higher to the extent that certain Underlying Funds trade with a single counterparty or small number of counterparties. In seeking to track the performance of the underlying indexes, certain Underlying Funds will attempt to hedge the currency exposure of non-U.S. dollar denominated securities held in their portfolios (held directly or indirectly through their investments in certain underlying funds) by investing in foreign currency forward contracts, which may include both physically-settled forward contracts and non-deliverable forward ("NDF") contracts. NDFs may be less liquid than deliverable forward currency contracts and require the Fund to post variation margin to the counterparty, which can increase costs for the Fund. A lack of liquidity in NDFs of the hedged currency could result in certain Underlying Funds being unable to structure their hedging transactions as intended. In addition, BFA may seek to limit the size of certain Underlying Funds in order to attempt to reduce the likelihood of a situation where certain Underlying Funds are unable to obtain sufficient liquidity in an underlying currency hedge to implement their investment objectives.

There is no assurance that certain Underlying Funds' hedging strategies will be effective in hedging fluctuations in the value of these currencies against the U.S. dollar. The effectiveness of certain Underlying Funds' currency hedging strategies will in general be affected by the volatility of both the underlying indexes and the volatility of the U.S. dollar relative to the currencies to be hedged, measured on an aggregate basis. Increased volatility will generally reduce the effectiveness of certain Underlying Funds' currency hedging strategies. In addition, volatility in one or more of the currencies may offset stability in another currency and reduce the overall effectiveness of the hedges. The effectiveness of certain Underlying Funds' currency hedging strategies may also be affected by interest rates, which may differ among the affected countries. Significant differences between U.S. dollar interest rates and some or all of the applicable foreign currency interest rates may impact the effectiveness of certain Underlying Funds' currency hedging strategies. In addition, the currency hedging carried out by certain Underlying Funds may result in lower returns than those generated through direct investments in the securities comprising the underlying indexes when the local currency appreciates against the U.S. dollar.

Foreign currency forward contracts, including NDFs, do not eliminate movements in the value of non-U.S. currencies and securities but rather allow certain Underlying Funds to establish a fixed rate of exchange for a future point in time. Exchange rates may be volatile and may change quickly and unpredictably in response to both global economic developments and economic conditions in a geographic region in which certain Underlying Funds invest. In addition, in order to minimize transaction costs, or for other reasons, certain Underlying Funds' exposure to the component currencies may not be fully hedged at all times or the hedge may not be effective due to counterparty failures or otherwise. At certain times, certain Underlying Funds may use an optimized hedging strategy and will hedge a smaller number of component currencies to reduce hedging costs. Governments from time to time intervene in the currency markets, directly and by regulation, in order to influence prices. From time to time, governments may adopt policies designed to directly influence foreign exchange rates with respect to their currency. As a result, certain Underlying Funds may not be able to structure their hedging transactions as anticipated or their hedging transactions may not successfully reduce the currency risk included in certain Underlying Funds' portfolios in a way that tracks the underlying indexes. To the extent certain Underlying Funds enter into over-the-counter derivative transactions or other instruments to pursue their currency hedging strategies, certain Underlying Funds will be subject to counterparty risk as well as market or liquidity risk with respect to these transactions. In addition, certain Underlying Funds' currency hedging activities may involve frequent trading of currency instruments, which may increase transaction costs and cause certain Underlying Funds' returns to deviate from the underlying indexes.

Investors, such as certain Underlying Funds, seeking to trade in foreign currencies may have limited access to certain currency markets due to a variety of factors, including government regulations, adverse tax treatment, exchange controls, currency convertibility issues and lack of market liquidity. These limitations and restrictions may impact the availability, liquidity and pricing of the financial instruments that are necessary for certain Underlying Funds to hedge exposure to the currency markets. If certain Underlying Funds' ability to enter into contracts to purchase or sell the currency of a non-U.S. market in which certain Underlying Funds invest is impaired, certain Underlying Funds may not be able to achieve their investment objectives. In addition, these foreign currency hedging instruments often involve derivative investments and, therefore, expose certain Underlying Funds to the risks described under "Derivatives Risk."

Custody Risk. Custody risk refers to the risks inherent in the process of clearing and settling trades, as well as the holding of securities by local banks, agents and depositories. Low trading volumes and volatile prices in less developed markets may make trades harder to complete and settle, and governments or trade groups may compel local agents to hold securities in designated depositories that may not be subject to independent evaluation. Local agents are held only to the standards of care of their local markets. In general, the less developed a country's securities markets are, the greater the likelihood of custody problems.

Dividend Risk. There is no guarantee that issuers of the stocks held by a Fund or an Underlying Fund will declare dividends in the future or that, if declared, such dividends will remain at current levels or increase over time.

Energy Sector Risk. The success of companies in the energy sector may be cyclical and highly dependent on energy prices. The market value of securities issued by companies in the energy sector may decline for many reasons, including, among other reasons: changes in the

levels and volatility of global energy prices, energy supply and demand, and capital expenditures on exploration and production of energy sources; exchange rates, interest rates, economic conditions, and tax treatment; energy conservation efforts, increased competition and technological advances. Companies in this sector may be subject to substantial government regulation and contractual fixed pricing, which may increase the cost of doing business and limit the earnings of these companies. A significant portion of the revenues of these companies may depend on a relatively small number of customers, including governmental entities and utilities. As a result, governmental budget constraints may have a material adverse effect on the stock prices of companies in this sector. Energy companies may also operate in, or engage in, transactions involving countries with less developed regulatory regimes or a history of expropriation, nationalization or other adverse policies. Energy companies also face a significant risk of liability from accidents resulting in injury or loss of life or property, pollution or other environmental problems, equipment malfunctions or mishandling of materials and a risk of loss from terrorism, political strife or natural disasters. Any such event could have serious consequences for the general population of the affected area and could have an adverse impact on a Fund's or an Underlying Fund's portfolio and the performance of the Fund. Energy companies can be significantly affected by the supply of, and demand for, specific products (e.g., oil and natural gas) and services, exploration and production spending, government subsidization, world events and general economic conditions. Energy companies may have relatively high levels of debt and may be more likely than other companies to restructure their businesses if there are downturns in energy markets or in the global economy.

Healthcare Sector Risk. The profitability of companies in the healthcare sector may be adversely affected by the following factors, among others: extensive government regulations, restrictions on government reimbursement for medical expenses, rising costs of medical products and services, pricing pressure, an increased emphasis on outpatient services, a limited number of products, industry innovation, changes in technologies and other market developments. A number of issuers in the healthcare sector have recently merged or otherwise experienced consolidation. The effects of this trend toward consolidation are unknown and may be far-reaching. Many healthcare companies are heavily dependent on patent protection. The expiration of a company's patents may adversely affect that company's profitability. Many healthcare companies are subject to extensive litigation based on product liability and similar claims. Healthcare companies are subject to competitive forces that may make it difficult to raise prices and, in fact, may result in price discounting. Many new products in the healthcare sector may be subject to regulatory approvals. The process of obtaining such approvals may be long and costly, and such efforts ultimately may be unsuccessful. Companies in the healthcare sector may be thinly capitalized and may be susceptible to product obsolescence. In addition, a number of legislative proposals concerning healthcare have been considered by the U.S. Congress in recent years. It is unclear what proposals will ultimately be enacted, if any, and what effect they may have on companies in the healthcare sector.

Industrials Sector Risk. The value of securities issued by companies in the industrials sector may be adversely affected by supply and demand changes related to their specific products or services and industrials sector products in general. The products of manufacturing companies may face obsolescence due to rapid technological developments and frequent new product introduction. Global events and changes in government regulations, economic conditions and exchange rates may adversely affect the performance of companies in the industrials sector. Companies in the industrials sector may be adversely affected by liability for environmental damage and product liability claims. The industrials sector may also be adversely affected by changes or trends in commodity prices, which may be influenced by unpredictable factors. Companies in the industrials sector, particularly aerospace and defense companies, may also be adversely affected by government spending policies because companies in this sector tend to rely to a significant extent on government demand for their products and services.

Information Technology Sector Risk. Information technology companies face intense competition, both domestically and internationally, which may have an adverse effect on their profit margins. Like other technology companies, information technology companies may have limited product lines, markets, financial resources or personnel. The products of information technology companies may face obsolescence due to rapid technological developments, frequent new product introduction, unpredictable changes in growth rates and competition for the services of qualified personnel. Companies in the information technology sector are heavily dependent on patent and intellectual property rights. The loss or impairment of these rights may adversely affect the profitability of these companies.

Interdependence Risk. Many of the Pacific region economies are intertwined and it is not uncommon for many of the countries to be in recession at the same time. The region's economies are also dependent on the economies of Asia, Europe and the U.S. and, in particular, on the price and demand for agricultural products and natural resources. The enactment by the U.S. or other principal trading partners of protectionist trade legislation, reduction of foreign investment in the local economies and/or general declines in the securities markets of Asian countries may affect the Fund's investments.

- Hong Kong's economy is dependent on trade and its relationship with China, along with the economies of Asia and the U.S.
- As a small, open economy, Singapore is particularly vulnerable to external economic influences. While Singapore has been a leading manufacturer of electronic goods, the extent to which other countries can successfully compete with Singapore in this and related industries, and adverse Asian economic influences generally, may adversely affect Singapore's economy.
- Australia and New Zealand rely on trade with each other and the U.S. and other Asian countries.
- Japan's economy is dependent on trade with the U.S. and Asian countries.

Lack of Natural Resources Risk. Hong Kong, Japan and Singapore are island states with few raw material resources and limited land area and each is reliant on imports for their commodity needs. Any fluctuations or shortages in the commodity markets could have a negative impact on these economies. Given its size and position, Singapore is also sensitive to the socio-political and economic developments of its neighbors, Indonesia and Malaysia, relying on both as markets for Singapore's service industry and on Malaysia for its raw water supply.

Mortgage-Backed Securities Risk. Certain Underlying Funds invest in MBS issued by Fannie Mae, Ginnie Mae or Freddie Mac. While securities issued by Ginnie Mae are backed by the full faith and credit of the U.S. government, securities issued by Fannie Mae and Freddie

Mac are not backed by the full faith and credit of the U.S. government, and there can be no assurance that the U.S. government would provide financial support to its agencies or instrumentalities where it is not obligated to do so.

MBS are subject to prepayment risk, which is the risk that during periods of falling interest rates, an issuer of mortgages and other fixed-income securities may be able to repay principal prior to the security's maturity causing a Fund to have to reinvest in securities with a lower yield or higher risk of default, resulting in a decline in a Fund's income or return potential.

MBS are also subject to extension risk, which is the risk that when interest rates rise, certain MBS will be paid off substantially more slowly than originally anticipated and the value of those securities may fall sharply, resulting in a decline in income and potentially in the value of the investment.

Because of prepayment and extension risks, MBS react differently to changes in interest rates than other bonds. Small movements in interest rates (both increases and decreases) may quickly and significantly reduce the value of certain MBS. These securities are also subject to the risk of default on the underlying mortgage, particularly during periods of economic downturn.

Certain Underlying Funds seek to obtain exposure to the fixed-rate portion of U.S. agency mortgage-pass through securities primarily through TBA transactions. Default or bankruptcy of a counterparty to a TBA transaction would expose a Fund, through its investments in such an Underlying Fund, to possible loss because of adverse market action, expenses or delays in connection with the purchase or sale of the pools of mortgage-pass-through securities specified in the TBA transaction.

Privatization Risk. Some countries in which the Underlying Funds have exposure have privatized, or have begun the process of privatizing, certain entities and industries. Newly privatized companies may face strong competition from government-sponsored competitors that have not been privatized. In some instances, investors in newly privatized entities have suffered losses due to the inability of the newly privatized entities to adjust quickly to a competitive environment or changing regulatory and legal standards or, in some cases, due to re-nationalization of such privatized entities. There is no assurance that similar losses will not recur.

Risk of Investing in China. Investments in Chinese issuers subject certain Underlying Funds to risks specific to China. Investments in certain Hong Kong-listed securities may also subject a Fund to exposure to Chinese companies. The Chinese economy is subject to a considerable degree of economic, political and social instability:

Political and Social Risk. The Chinese government is authoritarian and has periodically used force to suppress civil dissent. Disparities of wealth and the pace of economic liberalization may lead to social turmoil, violence and labor unrest. In addition, China continues to experience disagreements related to integration with Hong Kong and religious and nationalist disputes in Tibet and Xinjiang. There is also a greater risk in China than in many other countries of currency fluctuations, currency non-convertibility, interest rate fluctuations and higher rates of inflation as a result of internal social unrest or conflicts with other countries. Unanticipated political or social developments may result in sudden and significant investment losses. China's growing income inequality, rapidly aging population and significant environmental issues also are factors that may affect the Chinese economy.

Government Control and Regulations. The Chinese government has implemented significant economic reforms in order to liberalize trade policy, promote foreign investment in the economy, reduce government control of the economy and develop market mechanisms. There can be no assurance these reforms will continue or that they will be effective. Despite recent reform and privatizations, government control over certain sectors or enterprises and significant regulation of investment and industry is still pervasive, including restrictions on investment in companies or industries deemed to be sensitive to particular national interests, and the Chinese government may restrict foreign ownership of Chinese corporations and/or the repatriation of assets by foreign investors. Limitations or restrictions on foreign ownership of securities may have adverse effects on the liquidity and performance of the Fund, and could lead to higher tracking error. Chinese markets generally continue to experience inefficiency, volatility and pricing anomalies that may be connected to governmental influence, lack of publicly-available information and/or political and social instability.

Economic Risk. The Chinese economy has grown rapidly in the recent past and there is no assurance that this growth rate will be maintained. In fact, the Chinese economy may experience a significant slowdown as a result of, among other things, a deterioration in global demand for Chinese exports, as well as contraction in spending on domestic goods by Chinese consumers. In addition, China may experience substantial rates of inflation or economic recessions, which would have a negative effect on its economy and securities market. Delays in enterprise restructuring, slow development of well-functioning financial markets and widespread corruption have also hindered performance of the Chinese economy. China continues to receive substantial pressure from trading partners to liberalize official currency exchange rates.

Expropriation Risk. The Chinese government maintains a major role in economic policymaking and investing in China involves risk of loss due to expropriation, nationalization, or confiscation of assets and property or the imposition of restrictions on foreign investments and on repatriation of capital invested.

Chinese Equity Markets. The iShares Core MSCI Emerging Markets ETF may invest in H-shares (securities of companies incorporated in the PRC that are denominated in Hong Kong dollars and listed on the Stock Exchange of Hong Kong) and B-shares (securities of companies incorporated in the Peoples Republic of China ("PRC") and listed for foreign investment on stock exchanges in the PRC) markets. The iShares Core MSCI Emerging Markets ETF may also invest in certain Hong Kong listed securities known as Red-Chips (securities issued by companies incorporated in certain foreign jurisdictions, which are controlled, directly or indirectly, by entities owned by the national government or local governments in the PRC and derive substantial revenues from or allocate substantial assets in the PRC) and P-Chips (securities issued by companies incorporated in certain foreign jurisdictions, which are controlled, directly or indirectly, by individuals in the PRC and derive substantial revenues from or allocate substantial assets in the PRC). Securities listed on the Shanghai or Shenzhen stock exchanges are divided into two classes: A-shares, which are mostly limited to domestic investors and denominated in renminbi, and B-shares, which are allocated for both international and domestic investors and denominated in U.S. dollars on the Shanghai exchange and

Hong Kong dollars on the Shenzhen exchange. The A-shares market is generally subject to greater government restrictions, including trading suspensions, which may lead to increased liquidity risks. The B-shares market is generally smaller, less liquid and has a smaller issuer base than the A-shares market, which may lead to significant price volatility. B-shares, H-shares, P-Chips or Red-Chips of issuers that also issue A-shares may trade at significant discounts to their A-shares counterparts. The issuance of B-shares and H-shares by Chinese companies and the ability to obtain a “back-door listing” through Red-Chips or P-Chips is still regarded by the Chinese authorities as an experiment in economic reform. “Back-door listing” is a means by which a mainland Chinese company issues Red-Chips or P-Chips to obtain quick access to international listing and international capital. All of these share mechanisms are relatively untested and subject to political and economic policies in China. Chinese securities have recently experienced substantial volatility, which is expected to continue in the future.

Risk of Investing in Emerging Markets. Investments in emerging market issuers are subject to a greater risk of loss than investments in issuers located or operating in more developed markets. This is due to, among other things, the potential for greater market volatility, currency devaluations, lower trading volume, higher levels of inflation, political and economic instability, greater risk of a market shutdown and more governmental limitations on foreign investments in emerging market countries than are typically found in more developed markets. Additionally, the risk of nationalization of private assets is greater in emerging market countries than developed countries. Certain emerging markets countries have experienced economic recessions causing a negative effect on the economies and securities markets of such emerging countries. Moreover, emerging markets often have less uniformity in accounting and reporting requirements, less reliable securities valuations and greater risks associated with custody of securities than developed markets. In addition, emerging markets often have greater risk of capital controls through such measures as taxes or interest rate control than developed markets. Certain emerging market countries may also lack the infrastructure necessary to attract large amounts of foreign trade and investment. Local securities markets in emerging market countries may trade a small number of securities and may be unable to respond effectively to changes in trading volume, potentially making prompt liquidation of holdings difficult or impossible at times. Settlement procedures in emerging market countries are frequently less developed and reliable than those in the U.S. (and other developed countries). In addition, significant delays may occur in certain markets in registering the transfer of securities. Settlement or registration problems may make it more difficult for the Fund or an Underlying Fund to value its portfolio securities and could cause the Fund or an Underlying Fund to miss attractive investment opportunities.

Local securities markets in emerging market countries may trade a small number of securities and may be unable to respond effectively to increases in trading volume, potentially making prompt liquidation of holdings difficult or impossible at times. Settlement procedures in emerging market countries are frequently less developed and reliable than those in the U.S. (and other developed countries). In addition, significant delays may occur in certain markets in registering the transfer of securities. Settlement or registration problems may make it more difficult for an Underlying Fund to value its portfolio securities and could cause an Underlying Fund to miss attractive investment opportunities.

Investing in emerging market countries involves a great risk of loss due to expropriation, nationalization, confiscation of assets and property or the imposition of restrictions on foreign investments and on repatriation of capital invested in certain emerging market countries.

Risk of Investing in India. India is an emerging market country and exhibits significantly greater market volatility from time to time in comparison to more developed markets. Political and legal uncertainty, greater government control over the economy, currency fluctuations or blockage, and the risk of nationalization or expropriation of assets may result in higher potential for losses.

Moreover, governmental actions can have a significant effect on the economic conditions in India, which could adversely affect the value and liquidity of a Fund's investments. In November 2016, the Indian government eliminated certain large denomination cash notes as legal tender, causing uncertainty in certain financial markets. The securities markets in India are comparatively underdeveloped, and stockbrokers and other intermediaries may not perform as well as their counterparts in the U.S. and other more developed securities markets. The limited liquidity of the Indian securities markets may also affect a Fund's ability to acquire or dispose of securities at the price and time that it desires.

Global factors and foreign actions may inhibit the flow of foreign capital on which India is dependent to sustain its growth. In addition, the Reserve Bank of India (“RBI”) has imposed limits on foreign ownership of Indian securities, which may decrease the liquidity of a Fund's portfolio and result in extreme volatility in the prices of Indian securities. These factors, coupled with the lack of extensive accounting, auditing and financial reporting standards and practices, as compared to the U.S., may increase a Fund's risk of loss.

Further, certain Indian regulatory approvals, including approvals from the SEBI, the RBI, the central government and the tax authorities (to the extent that tax benefits need to be utilized), may be required before a Fund can make investments in the securities of Indian companies. Capital gains from Indian securities may be subject to local taxation.

Risk of Investing in Japan. Japan may be subject to political, economic, nuclear, and labor risks, among others. Any of these risks, individually or in the aggregate, can impact an investment made in Japan.

Economic Risk. The growth of Japan's economy has recently lagged that of its Asian neighbors and other major developed economies. Since 2000, Japan's economic growth rate has generally remained low relative to other advanced economies, and it may remain low in the future. The Japanese economy is heavily dependent on international trade and has been adversely affected in the past by trade tariffs, other protectionist measures, competition from emerging economies and the economic conditions of its trading partners. Japan is also heavily dependent on oil and other commodity imports, and higher commodity prices could therefore have a negative impact on the Japanese economy.

Political Risk. Historically, Japan has had unpredictable national politics and may experience frequent political turnover. Future political developments may lead to changes in policy that might adversely affect a Fund's investments. In addition, China has become an important

trading partner with Japan. Japan's political relationship with China, however, is strained and delicate. Should political tension increase, it could adversely affect the Japanese economy and destabilize the region as a whole.

Large Government and Corporate Debt Risk. The Japanese economy faces several concerns, including a financial system with large levels of nonperforming loans, over-leveraged corporate balance sheets, extensive cross-ownership by major corporations, a changing corporate governance structure, and large government deficits. These issues may cause a slowdown of the Japanese economy.

Currency Risk. The Japanese yen has fluctuated widely at times, and any increase in its value may cause a decline in exports that could weaken the Japanese economy. The Japanese government has, in the past, intervened in the currency markets to attempt to maintain or reduce the value of the yen. Japanese intervention in the currency markets could cause the value of the yen to fluctuate sharply and unpredictably and could cause losses to investors.

Nuclear Energy Risk. The nuclear power plant catastrophe in Japan in March 2011 may have long-term effects on the Japanese economy and its nuclear energy industry, the extent of which are currently unknown.

Labor Risk. Japan has an aging workforce and has experienced a significant population decline in recent years. Japan's labor market appears to be undergoing fundamental structural changes, as a labor market traditionally accustomed to lifetime employment adjusts to meet the need for increased labor mobility, which may adversely affect Japan's economic competitiveness.

Geographic Risk. Natural disasters, such as earthquakes, volcanic eruptions, typhoons and tsunamis, could occur in Japan or surrounding areas and could negatively affect the Japanese economy, and, in turn, could negatively affect the Fund.

Security Risk. Japan's relations with its neighbors, particularly China, North Korea, South Korea and Russia, have at times been strained due to territorial disputes, historical animosities and defense concerns. Most recently, the Japanese government has shown concern over the increased nuclear and military activity by North Korea and China. Strained relations may cause uncertainty in the Japanese markets and adversely affect the overall Japanese economy, particularly in times of crisis.

Sovereign and Quasi-Sovereign Obligations Risk. An investment in sovereign or quasi-sovereign debt obligations involves special risks not present in corporate debt obligations. Sovereign debt includes securities issued by or guaranteed by a foreign sovereign government, and quasi-sovereign debt includes securities issued by or guaranteed by an entity affiliated with or backed by a sovereign government. The issuer of the sovereign debt that controls the repayment of the debt may be unable or unwilling to repay principal or interest when due, and the Fund or Underlying Funds may have limited recourse in the event of a default. Similar to other issuers, changes to the financial condition or credit rating of a government may cause the value of a sovereign debt obligation, including U.S. Treasury obligations, to decline. During periods of economic uncertainty, the market prices of sovereign debt may be more volatile than prices of U.S. debt obligations and may affect the Fund's NAV. Quasi-sovereign debt obligations are typically less liquid and less standardized than sovereign debt obligations. Several countries in which a Fund or an Underlying Fund invests have defaulted on their sovereign debt obligations in the past or encountered downgrades of their sovereign debt obligations, and those countries (or other countries) may default or risk further downgrades in the future.

Threshold/Underinvestment Risk. If certain aggregate ownership thresholds are reached either through the actions of BFA and its affiliates or a Fund, or as a result of third-party transactions, the ability of BFA and its affiliates on behalf of clients (including a Fund) to purchase or dispose of investments, or exercise rights or undertake business transactions, may be restricted by regulation or otherwise impaired. The capacity of a Fund to make investments in certain securities may be affected by the relevant threshold limits, and such limitations may have adverse effects on the liquidity and performance of a Fund's portfolio holdings compared to the performance of the Underlying Index. This may increase the risk of a Fund being underinvested to the Underlying Index and increase the risk of tracking error.

U.S. Treasury Obligations Risk. U.S. Treasury obligations may differ from other securities in their interest rates, maturities, times of issuance and other characteristics. Similar to other issuers, changes to the financial condition or credit rating of a government may cause the value of a Fund's or an Underlying Fund's U.S. Treasury obligations to decline. On August 5, 2011, S&P Global Ratings downgraded U.S. Treasury securities from AAA rating to AA+ rating. A further downgrade of the ratings of U.S. government debt obligations, which are often used as a benchmark for other borrowing arrangements, could result in higher interest rates for individual and corporate borrowers, cause disruptions in the international bond markets and have a substantial negative effect on the U.S. economy. A downgrade of U.S. Treasury securities from another ratings agency or a further downgrade below AA+ rating by S&P Global Ratings may cause the value of a Fund's or an Underlying Fund's U.S. Treasury obligations to decline.

Portfolio Holdings Information

A description of the Trust's policies and procedures with respect to the disclosure of each Fund's portfolio securities is available in the Funds' combined SAI. The top holdings of each Fund can be found at www.iShares.com. Fund fact sheets provide information regarding each Fund's top holdings and may be requested by calling 1-800-iShares (1-800-474-2737).

A Further Discussion of Principal Investment Strategies

Overview

Each Fund allocates and reallocates its assets among the Underlying Funds consistent with the allocation and reallocation of securities in the Underlying Indexes as determined by S&P Dow Jones Indices. In addition to investing in the Underlying Funds, each Fund may borrow, lend its portfolio securities to brokers, dealers and financial institutions, and may invest the collateral in certain short-term instruments, either directly or through one or more money market funds, as described in greater detail in the Funds' SAI.

Certain Underlying Funds may invest in non-U.S. securities, emerging markets securities and debt instruments, which are subject to additional risks, as described in this Prospectus and in the Funds' SAI. The investment model for the Underlying Indexes is intended to set an allocation at a distinct targeted risk level, which each Fund seeks to match.

The Underlying Funds

Each Fund seeks investment results that correspond generally to the price and yield performance, before fees and expenses, of its Underlying Index, which is composed of a portfolio of equity and fixed-income iShares Underlying Funds. A Fund's allocation of assets to the Underlying Funds will generally closely reflect the allocation weights represented in its Underlying Index.

BFA allocates each Fund's assets among the Underlying Funds in accordance with the Fund's investment objective and policies. Any remaining assets are generally allocated to the BlackRock Cash Funds. BFA is not required to invest any Fund's assets in all of the Underlying Funds or in any particular percentage in any given Underlying Fund. The following table lists each Fund's investments and asset allocation as of July 31, 2018.

**Underlying Fund Allocation Weights
(as of July 31, 2018)**

Underlying Funds	iShares Core Conservative Allocation ETF	iShares Core Moderate Allocation ETF	iShares Core Growth Allocation ETF	iShares Core Aggressive Allocation ETF
iShares Core International Aggregate Bond ETF	10.58%	9.09%	6.09%	3.12%
iShares Core MSCI Emerging Markets ETF	2.48%	3.26%	5.37%	7.23%
iShares Core MSCI International Developed Markets ETF	11.30%	15.02%	22.43%	29.81%
iShares Core S&P 500 ETF	14.45%	19.22%	28.71%	38.18%
iShares Core S&P Mid-Cap ETF	1.21%	1.59%	2.30%	3.04%
iShares Core S&P Small-Cap ETF	0.61%	0.80%	1.11%	1.46%
iShares Core Total USD Bond Market ETF	59.26%	50.83%	33.89%	16.99%
BlackRock Cash Funds: Treasury/Cash	0.11%	0.19%	0.10%	0.17%

Note: The allocation percentages may not add to, or may appear to exceed, 100% due to rounding.

"Standard & Poor's[®]," "S&P[®]," "S&P INDICES[®]," "S&P 500[®]," "S&P MidCap 400[®] Index" and "S&P SmallCap 600[®] Index" are trademarks of Standard & Poor's Financial Services LLC licensed for use for certain purposes by BFA or its affiliates. The iShares Core S&P 500 ETF, iShares Core S&P Mid-Cap ETF and iShares Core S&P Small-Cap ETF that are based on SPDJ Indexes are not sponsored, endorsed, sold or promoted by SPDJ, and SPDJ makes no representation regarding the advisability of investing in the iShares Core S&P 500 ETF, iShares Core S&P Mid-Cap ETF and iShares Core S&P Small-Cap ETF.

The "Bloomberg Barclays Global Aggregate ex USD 10% Issuer Capped (Hedged) Index" and "Bloomberg Barclays U.S. Universal Index" are trademarks of and are maintained by Bloomberg Barclays Capital Inc. ("Bloomberg Barclays Capital") and have been licensed for use for certain purposes by BFA or its affiliates. Bloomberg Barclays Capital makes no representation or warranty, expressed or implied, regarding the advisability of investing in the iShares Core International Aggregate Bond ETF and iShares Core Total USD Bond Market ETF.

"MSCI Emerging Markets Investable Market Index" and "MSCI World ex USA Investable Market Index" are servicemarks of MSCI Inc. ("MSCI") and have been licensed for use for certain purposes by BFA or its affiliates. iShares Core MSCI Emerging Markets ETF and iShares Core MSCI International Developed Markets ETF are not sponsored, endorsed, sold or promoted by MSCI, and MSCI makes no representation regarding the advisability of investing in the iShares Core MSCI Emerging Markets ETF and iShares Core MSCI International Developed Markets ETF.

In managing each of the Underlying Funds, BFA uses a representative sampling index strategy. Representative sampling is an indexing strategy that involves investing in a representative sample of securities that collectively have an investment profile similar to a specified benchmark index. Securities selected for the Underlying Funds are expected to have, in the aggregate, investment characteristics (based on factors such as market capitalization and industry weightings), fundamental characteristics (such as return variability and yield) and liquidity measures similar to those of the applicable underlying index. The Underlying Funds may or may not hold all of the securities that are included in their respective underlying indexes and may hold certain securities that are not included in their respective underlying indexes. Additional information regarding the Underlying Funds and their principal investment strategies is provided below.

The iShares Core International Aggregate Bond ETF seeks to track the investment results of the Bloomberg Barclays Global Aggregate ex USD 10% Issuer Capped (Hedged) Index, which measures the performance of the global investment-grade (as determined by Bloomberg Index Services Limited ("BISL")) bond market. As of October 31, 2017, there were 8,983 issues in the Bloomberg Barclays Global Aggregate ex USD 10% Issuer Capped (Hedged) Index. The Bloomberg Barclays Global Aggregate ex USD 10% Issuer Capped (Hedged) Index includes investment-grade fixed-rate sovereign and government-related debt, corporate and securitized bonds from both developed and emerging market issuers. Securities included in the Bloomberg Barclays Global Aggregate ex USD 10% Issuer Capped (Hedged) Index are issued in currencies other than the U.S. dollar, must have maturities of at least one year and are required to meet minimum outstanding issue size criteria. The Bloomberg Barclays Global Aggregate ex USD 10% Issuer Capped (Hedged) Index is market capitalization-weighted with a cap on each issuer of 10%. Debt that is publicly issued in the global and regional markets is included in the Bloomberg Barclays Global Aggregate ex USD 10% Issuer Capped (Hedged) Index. Certain types of securities, such as USD-denominated bonds, contingent capital securities, inflation-linked bonds, floating-rate issues, fixed-rate perpetuals, retail bonds, structured notes, pass-through certificates, private

placements (other than those offered pursuant to Rule 144A or Regulation S promulgated under the Securities Act of 1933, as amended), sinkable Russian OFZ bonds issued prior to 2009 and securities where reliable pricing is unavailable are excluded from the Bloomberg Barclays Global Aggregate ex USD 10% Issuer Capped (Hedged) Index. The securities in the Bloomberg Barclays Global Aggregate ex USD 10% Issuer Capped (Hedged) Index are updated on the last business day of each month, and the currency risk of the securities in the Bloomberg Barclays Global Aggregate ex USD 10% Issuer Capped (Hedged) Index are hedged to the U.S. dollar on a monthly basis. As of October 31, 2017, a significant portion of the Bloomberg Barclays Global Aggregate ex USD 10% Issuer Capped (Hedged) Index is represented by fixed-rate foreign sovereign and government debt, non-U.S. government-related bonds and corporate bonds. The components of the Bloomberg Barclays Global Aggregate ex USD 10% Issuer Capped (Hedged) Index, and the degree to which these components represent certain industries and/or countries, are likely to change over time.

The Bloomberg Barclays Global Aggregate ex USD 10% Issuer Capped (Hedged) Index was comprised of securities issued by governments in 52 countries or regions as of October 31, 2017.

The iShares Core MSCI Emerging Markets ETF seeks to track the investment results of the MSCI Emerging Markets Investable Market Index (IMI), which is designed to measure large-, mid- and small-cap equity market performance in the global emerging markets. As of August 31, 2018, the MSCI Emerging Markets Investable Market Index (IMI) consisted of securities from the following 24 emerging market countries: Brazil, Chile, China, Colombia, Czechia, Egypt, Greece, Hungary, India, Indonesia, Malaysia, Mexico, Pakistan, Peru, the Philippines, Poland, Qatar, Russia, South Africa, South Korea, Taiwan, Thailand, Turkey and the United Arab Emirates. As of August 31, 2018, the MSCI Emerging Markets Investable Market Index (IMI) was comprised of 2,889 constituents. As of August 31, 2018, a significant portion of the MSCI Emerging Markets Investable Market Index (IMI) is represented by securities of companies in the financials and information technology industries or sectors. The components of the MSCI Emerging Markets Investable Market Index (IMI) are likely to change over time.

The iShares Core MSCI International Developed Markets ETF seeks to track the investment results of the MSCI World ex USA Investable Market Index, which has been developed by MSCI Inc. as an equity benchmark for international stock performance in non-U.S. developed markets. The MSCI World ex USA Investable Market Index is free float adjusted, market cap weighted, and is designed to measure large-, mid- and small-capitalization equity market performance and includes stocks from North America, Europe, Australasia and the Far East and, as of July 31, 2018, consisted of securities from the following 22 developed market countries or regions: Australia, Austria, Belgium, Canada, Denmark, Finland, France, Germany, Hong Kong, Ireland, Israel, Italy, Japan, the Netherlands, New Zealand, Norway, Portugal, Singapore, Spain, Sweden, Switzerland and the U.K. As of July 31, 2018, a significant portion of the MSCI World ex USA Investable Market Index is represented by securities of companies in the financials industry or sector. The components of the MSCI World ex USA Investable Market Index are likely to change over time.

The iShares Core S&P 500 ETF seeks to track the investment results of the S&P 500, which measures the performance of the large-capitalization sector of the U.S. equity market, as determined by S&P Dow Jones Indices LLC. As of March 31, 2018, the S&P 500 included approximately 82% of the market capitalization of all publicly-traded U.S. equity securities. The securities in the S&P 500 are weighted based on the float-adjusted market value of their outstanding shares. The S&P 500 consists of securities from a broad range of industries. As of March 31, 2018, a significant portion of the S&P 500 is represented by securities of companies in the information technology industry or sector. The components of the S&P 500 are likely to change over time.

The iShares Core S&P Mid-Cap ETF seeks to track the investment results of the S&P MidCap 400[®], which measures the performance of the mid-capitalization sector of the U.S. equity market, as determined by S&P Dow Jones Indices LLC. As of March 31, 2018, the S&P MidCap 400[®], included approximately 7% of the market capitalization of all publicly-traded U.S. equity securities. The securities in the S&P MidCap 400[®] are weighted based on the float-adjusted market value of their outstanding shares, have, as of March 31, 2018, a market capitalization between \$1.4 billion and \$5.9 billion at time of entry, which may fluctuate depending on the overall level of the equity markets, and are selected for liquidity and industry group representation. The S&P MidCap 400[®] consists of securities from a broad range of industries. As of March 31, 2018, a significant portion of the S&P MidCap 400[®] is represented by securities of companies in the financials, industrials and information technology industries or sectors. The components of the S&P MidCap 400[®] are likely to change over time.

The iShares Core S&P Small-Cap ETF seeks to track the investment results of the S&P SmallCap 600, which measures the performance of the small-capitalization sector of the U.S. equity market, as determined by S&P Dow Jones Indices LLC. As of March 31, 2018, the S&P SmallCap 600 included approximately 3% of the market capitalization of all publicly-traded U.S. equity securities. The securities in the S&P SmallCap 600 are weighted based on the float-adjusted market value of their outstanding shares, have, as of March 31, 2018, a market capitalization between \$400 million and \$1.8 billion at time of entry, which may fluctuate depending on the overall level of the equity markets, and are selected for liquidity and industry group representation. The S&P SmallCap 600 consists of securities from a broad range of industries. As of March 31, 2018, a significant portion of the S&P SmallCap 600 is represented by securities of companies in the financials, industrials and information technology industries or sectors. The components of the S&P SmallCap 600 are likely to change over time.

The iShares Core Total USD Bond Market ETF seeks to track the investment results of the Bloomberg Barclays U.S. Universal Index, which measures the performance of U.S. dollar-denominated taxable bonds that are rated either investment-grade or high yield (as determined by BISL). The Bloomberg Barclays U.S. Universal Index includes U.S. Treasury bonds, government-related bonds (i.e., U.S. and non-U.S. agencies, sovereign, quasi-sovereign, supranational and local authority debt), investment-grade and high yield U.S. corporate bonds, mortgage-backed pass-through securities ("MBS"), commercial mortgage-backed securities, asset-backed securities, Eurodollar bonds, bonds registered with the SEC or exempt from registration at the time of issuance or offered pursuant to Rule 144A with or without registration rights and U.S. dollar-denominated emerging market bonds.

The securities in the Bloomberg Barclays U.S. Universal Index must be denominated in U.S. dollars. The Bloomberg Barclays U.S. Universal

Index was comprised of 94 countries or regions as of October 31, 2017. As of October 31, 2017, a significant portion of the Bloomberg Barclays U.S. Universal Index is represented by agency securities, MBS and U.S. Treasury bonds. The components of the Bloomberg Barclays U.S. Universal Index, and the degree to which these components represent certain industries, are likely to change over time.

Management

Investment Adviser. As investment adviser, BFA has overall responsibility for the general management and administration of the Funds. BFA provides an investment program for each Fund and manages the investment of the Fund's assets. In managing the Funds, BFA may draw upon the research and expertise of its asset management affiliates with respect to certain portfolio securities. In seeking to achieve a Fund's investment objective, BFA uses teams of portfolio managers, investment strategists and other investment specialists. This team approach brings together many disciplines and leverages BFA's extensive resources.

Pursuant to the Investment Advisory Agreement between BFA and the Trust (entered into on behalf of the Funds), BFA is responsible for substantially all expenses of the Funds, except the management fees, interest expenses, taxes, expenses incurred with respect to the acquisition and disposition of portfolio securities and the execution of portfolio transactions, including brokerage commissions, distribution fees or expenses, litigation expenses and any extraordinary expenses (as determined by a majority of the Trustees who are not "interested persons" of the Trust).

For its investment advisory services to each Fund, BFA is paid a management fee from each Fund based on a percentage of a Fund's average daily net assets, at an annual rate of 0.25%. BFA has contractually agreed to waive a portion of its management fees in an amount equal to the Acquired Fund Fees and Expenses, if any, attributable to investments by each Fund in other series of the Trust and iShares, Inc. through November 30, 2021. The contractual waiver may be terminated prior to November 30, 2021 only upon written agreement of the Trust and BFA. BFA may from time to time voluntarily waive and/or reimburse fees or expenses in order to limit total annual fund operating expenses (excluding Acquired Fund Fees and Expenses, if any). Any such voluntary waiver or reimbursement may be eliminated by BFA at any time.

BFA is located at 400 Howard Street, San Francisco, CA 94105. It is an indirect wholly-owned subsidiary of BlackRock, Inc. ("BlackRock"). As of September 30, 2018, BFA and its affiliates provided investment advisory services for assets in excess of \$6.44 trillion. BFA and its affiliates trade and invest for their own accounts in the actual securities and types of securities in which the Funds may also invest, which may affect the price of such securities.

A discussion regarding the basis for the approval by the Board of the Investment Advisory Agreement with BFA is available in each Fund's annual report for the period ended July 31.

Portfolio Managers. Rachel Aguirre, Diane Hsiung, Jennifer Hsui, Alan Mason, Greg Savage and Amy Whitelaw are primarily responsible for the day-to-day management of the Funds. Each Portfolio Manager is responsible for various functions related to portfolio management, including, but not limited to, investing cash inflows, coordinating with members of his or her portfolio management team to focus on certain asset classes, implementing investment strategy, researching and reviewing investment strategy and overseeing members of his or her portfolio management team that have more limited responsibilities.

Rachel Aguirre has been with BlackRock since 2006, including her years with Barclays Global Investors ("BGI"), which merged with BlackRock in 2009. Ms. Aguirre has been employed by BFA or its affiliates as a portfolio manager since 2006 and has been a Portfolio Manager of each Fund since 2018.

Diane Hsiung has been employed by BFA or its affiliates as a senior portfolio manager since 2007. Prior to that, Ms. Hsiung was a portfolio manager from 2002 to 2006 for Barclays Global Fund Advisors ("BGFA"). Ms. Hsiung has been a Portfolio Manager of each Fund since 2008.

Jennifer Hsui has been employed by BFA or its affiliates as a senior portfolio manager since 2007. Prior to that, Ms. Hsui was a portfolio manager from 2006 to 2007 for BGFA. Ms. Hsui has been a Portfolio Manager of each Fund since 2012.

Alan Mason has been employed by BFA or its affiliates as a portfolio manager since 1991. Mr. Mason has been a Portfolio Manager of each Fund since 2016.

Greg Savage has been employed by BFA or its affiliates as a senior portfolio manager since 2006. Prior to that, Mr. Savage was a portfolio manager from 2001 to 2006 for BGFA. Mr. Savage has been a Portfolio Manager of each Fund since 2008.

Amy Whitelaw has been with BlackRock since 1999, including her years with BGI, which merged with BlackRock in 2009. Ms. Whitelaw has been employed by BFA or its affiliates as a portfolio manager since 2009 and has been a Portfolio Manager of each Fund since 2018.

The Funds' SAI provides additional information about the Portfolio Managers' compensation, other accounts managed by the Portfolio Managers and the Portfolio Managers' ownership (if any) of shares in the Funds.

Administrator, Custodian and Transfer Agent. State Street Bank and Trust Company ("State Street") is the administrator, custodian and transfer agent for each Fund.

Conflicts of Interest. The investment activities of BFA and its affiliates (including BlackRock and its subsidiaries (collectively, the "Affiliates")) and their directors, officers and employees and of The PNC Financial Services Group, Inc. (which, through a subsidiary, has a significant economic interest in BlackRock) and its subsidiaries (each with The PNC Financial Services Group, Inc., an "Entity" and collectively, the "Entities") in the management of, or their interest in, their own accounts and other accounts they manage, may present conflicts of interest that could disadvantage the Funds and their shareholders. BFA, its Affiliates and the Entities provide investment management services to other funds and discretionary managed accounts that may follow investment programs similar to that of the Funds. BFA, its Affiliates and the Entities are involved worldwide with a broad spectrum of financial services and asset management activities and

may engage in the ordinary course of business in activities in which their interests or the interests of their clients may conflict with those of the Funds. BFA or one or more Affiliates or Entities act, or may act, as an investor, investment banker, research provider, investment manager, commodity pool operator, commodity trading advisor, financier, underwriter, adviser, market maker, trader, prime broker, lender, index provider, agent and principal, and have other direct and indirect interests in securities, currencies, commodities, derivatives and other instruments in which the Funds may directly or indirectly invests. Thus, it is likely that the Funds will have multiple business relationships with and will invest in, engage in transactions with, make voting decisions with respect to, or obtain services from, entities for which an Affiliate or an Entity performs or seeks to perform investment banking or other services. Specifically, the Funds may invest in securities of, or engage in other transactions with, companies with which an Affiliate or an Entity has developed or is trying to develop investment banking relationships or in which an Affiliate or an Entity has significant debt or equity investments or other interests. The Funds may also invest in issuances (such as structured notes) by entities for which an Affiliate or an Entity provides and is compensated for cash management services relating to the proceeds from the sale of such issuances. The Funds also may invest in securities of, or engage in other transactions with, companies for which an Affiliate or an Entity provides or may in the future provide research coverage. An Affiliate or an Entity may have business relationships with, and purchase, or distribute or sell services or products from or to, distributors, consultants or others who recommend the Funds or who engage in transactions with or for the Funds, and may receive compensation for such services. The Funds may also make brokerage and other payments to Entities in connection with the Funds' portfolio investment transactions. BFA or one or more Affiliates or Entities may engage in proprietary trading and advise accounts and funds that have investment objectives similar to those of the Funds and/or that engage in and compete for transactions in the same types of securities, currencies and other instruments as the Funds. This may include transactions in securities issued by other open-end and closed-end investment companies (which may include investment companies that are affiliated with the Funds and BFA, to the extent permitted under the Investment Company Act of 1940, as amended (the "1940 Act")). The trading activities of BFA and these Affiliates or Entities are carried out without reference to positions held directly or indirectly by the Funds and may result in BFA or an Affiliate or an Entity having positions in certain securities that are senior or junior to, or have interests different from or adverse to, the securities that are owned by the Funds.

Neither BlackRock nor any Affiliate is under any obligation to share any investment opportunity, idea or strategy with the Funds. As a result, an Affiliate may compete with the Funds for appropriate investment opportunities. The results of the Funds' investment activities, therefore, may differ from those of an Affiliate and of other accounts managed by an Affiliate, and it is possible that the Funds could sustain losses during periods in which one or more Affiliates and other accounts achieve profits on their trading for proprietary or other accounts. The opposite result is also possible.

In addition, the Funds may, from time to time, enter into transactions in which BFA or an Affiliate or an Entity or its or their directors, officers or employees or other clients have an adverse interest. Furthermore, transactions undertaken by clients advised or managed by BFA, its Affiliates or Entities may adversely impact the Funds. Transactions by one or more clients or by BFA, its Affiliates or Entities or their directors, officers or employees, may have the effect of diluting or otherwise disadvantaging the values, prices or investment strategies of the Funds.

The Funds' activities may be limited because of regulatory restrictions applicable to BFA, one or more Affiliates or Entities and/or their internal policies designed to comply with such restrictions.

Under a securities lending program approved by the Board, the Fund has retained BlackRock Institutional Trust Company, N.A., an Affiliate of BFA to serve as the securities lending agent for the Fund to the extent that the Fund participates in the securities lending program. For these services, the securities lending agent will receive a fee from the Fund, including a fee based on the returns earned on the Fund's investment of the cash received as collateral for the loaned securities. In addition, one or more Affiliates or Entities may be among the entities to which the Fund may lend its portfolio securities under the securities lending program.

The activities of BFA, its Affiliates and Entities and their respective directors, officers or employees, may give rise to other conflicts of interest that could disadvantage the Funds and their shareholders. BFA has adopted policies and procedures designed to address these potential conflicts of interest. See the SAI for further information.

Shareholder Information

Additional shareholder information, including how to buy and sell shares of the Funds, is available free of charge by calling toll-free: 1-800-iShares (1-800-474-2737) or visiting our website at www.iShares.com.

Buying and Selling Shares. Shares of the Funds may be acquired or redeemed directly from a Fund only in Creation Units or multiples thereof, as discussed in the *Creations and Redemptions* section of this Prospectus. Only an Authorized Participant (as defined in the *Creations and Redemptions* section below) may engage in creation or redemption transactions directly with a Fund. Once created, shares of the Funds generally trade in the secondary market in amounts less than a Creation Unit.

Shares of each Fund are listed on a national securities exchange for trading during the trading day. Shares can be bought and sold throughout the trading day like shares of other publicly-traded companies. The Trust does not impose any minimum investment for shares of a Fund purchased on an exchange or otherwise in the secondary market. The Funds' shares trade under the ticker symbols listed on the front cover page of this Prospectus.

Buying or selling Fund shares on an exchange or other secondary market involves two types of costs that may apply to all securities transactions. When buying or selling shares of the Funds through a broker, you may incur a brokerage commission and other charges. The commission is frequently a fixed amount and may be a significant proportional cost for investors seeking to buy or sell small amounts of shares. In addition, you may incur the cost of the "spread," that is, any difference between the bid price and the ask price. The spread varies over time for shares of each Fund based on the Fund's trading volume and market liquidity, and is generally lower if the Fund has high trading

volume and market liquidity, and higher if the Fund has little trading volume and market liquidity (which is often the case for funds that are newly launched or small in size). The Fund's spread may also be impacted by the liquidity of the underlying securities held by the Fund, particularly for newly launched or smaller funds or in instances of significant volatility of the underlying securities.

The Board has adopted a policy of not monitoring for frequent purchases and redemptions of Fund shares ("frequent trading") that appear to attempt to take advantage of a potential arbitrage opportunity presented by a lag between a change in the value of a Fund's portfolio securities after the close of the primary markets for the Fund's portfolio securities and the reflection of that change in the Fund's NAV ("market timing"), because each Fund sells and redeems its shares directly through transactions that are in-kind and/or for cash, subject to the conditions described below under *Creations and Redemptions*. The Board has not adopted a policy of monitoring for other frequent trading activity because shares of the Funds are listed for trading on a national securities exchange.

The national securities exchange on which each Fund's shares are listed is open for trading Monday through Friday and is closed on weekends and the following holidays (or the days on which they are observed): New Year's Day, Martin Luther King, Jr. Day, Presidents' Day, Good Friday, Memorial Day, Independence Day, Labor Day, Thanksgiving Day and Christmas Day. Each Fund's primary listing exchange is NYSE Arca.

Although the SEC has granted an exemptive order to the Trust permitting registered investment companies and unit investment trusts that enter into a participation agreement with the Trust ("Investing Funds") to invest in iShares funds beyond the limits set forth in Section 12(d)(1) of the 1940 Act subject to certain terms and conditions, the exemptive order is not applicable to the Funds. Accordingly, Investing Funds must adhere to the limits set forth in Section 12(d)(1) of the 1940 Act when investing in the Funds.

Book Entry. Shares of the Funds are held in book-entry form, which means that no stock certificates are issued. The Depository Trust Company ("DTC") or its nominee is the record owner of, and holds legal title to, all outstanding shares of each Fund.

Investors owning shares of the Funds are beneficial owners as shown on the records of DTC or its participants. DTC serves as the securities depository for shares of the Funds. DTC participants include securities brokers and dealers, banks, trust companies, clearing corporations and other institutions that directly or indirectly maintain a custodial relationship with DTC. As a beneficial owner of shares, you are not entitled to receive physical delivery of stock certificates or to have shares registered in your name, and you are not considered a registered owner of shares. Therefore, to exercise any right as an owner of shares, you must rely upon the procedures of DTC and its participants. These procedures are the same as those that apply to any other securities that you hold in book-entry or "street name" form.

Share Prices. The trading prices of a Fund's shares in the secondary market generally differ from the Fund's daily NAV and are affected by market forces such as the supply of and demand for ETF shares and shares of underlying securities held by the Funds, economic conditions and other factors. Information regarding the intraday value of shares of each Fund, also known as the "indicative optimized portfolio value" ("IOPV"), is disseminated every 15 seconds throughout each trading day by the national securities exchange on which the Fund's shares are listed or by market data vendors or other information providers. The IOPV is based on the current market value of the securities or other assets and/or cash required to be deposited in exchange for a Creation Unit. The IOPV does not necessarily reflect the precise composition of the current portfolio of securities or other assets or other instruments held by a Fund at a particular point in time or the best possible valuation of the current portfolio. Therefore, the IOPV should not be viewed as a "real-time" update of each Fund's NAV, which is computed only once a day. The IOPV is generally determined by using both current market quotations and price quotations obtained from broker-dealers and other market intermediaries that may trade in the portfolio securities or other assets held by the Funds. The quotations of certain Fund holdings may not be updated during U.S. trading hours if such holdings do not trade in the U.S. The Funds are not involved in, or responsible for, the calculation or dissemination of the IOPV and makes no representation or warranty as to its accuracy.

Determination of Net Asset Value. The NAV of each Fund normally is determined once daily Monday through Friday, generally as of the regularly scheduled close of business of the New York Stock Exchange ("NYSE") (normally 4:00 p.m., Eastern time) on each day that the NYSE is open for trading, based on prices at the time of closing, provided that (i) any Fund assets or liabilities denominated in currencies other than the U.S. dollar are translated into U.S. dollars at the prevailing market rates on the date of valuation as quoted by one or more data service providers (as detailed below) and (ii) U.S. fixed-income assets may be valued as of the announced closing time for trading in fixed-income instruments in a particular market or exchange. The NAV of each Fund is calculated by dividing the value of the net assets of a Fund (*i.e.*, the value of its total assets, which includes the values of the Underlying Fund shares in which a Fund invests, less total liabilities) by the total number of outstanding shares of the Fund, generally rounded to the nearest cent.

The value of the securities and other assets and liabilities held by each Fund are determined pursuant to valuation policies and procedures approved by the Board.

Equity investments and other instruments for which market quotations are readily available, as well as investments in an Underlying Fund, if any, are valued at market value, which is generally determined using the last reported official closing price or, if a reported closing price is not available, the last traded price on the exchange or market on which the security is primarily traded at the time of valuation.

To the extent that the Fund invests in non-U.S. securities, foreign currency exchange rates with respect to the portfolio securities denominated in non-U.S. currencies are generally determined as of 4:00 p.m., London time. Non-U.S. securities held by the Fund may trade on weekends or other days when the Fund does not price its shares. As a result, the Fund's NAV may change on days when Authorized Participants (as defined in the *Creations and Redemptions* section of this Prospectus) will not be able to purchase or redeem Fund shares.

Generally, trading in non-U.S. securities, U.S. government securities, money market instruments and certain fixed-income securities is substantially completed each day at various times prior to the close of business on the NYSE. The values of such securities used in computing the NAV of the Funds are determined as of such times.

When market quotations are not readily available or are believed by BFA to be unreliable, a Fund's investments are valued at fair value. Fair value determinations are made by BFA in accordance with policies and procedures approved by the Board. BFA may conclude that a market quotation is not readily available or is unreliable if a security or other asset or liability does not have a price source due to its lack of liquidity or other reasons, if a market quotation differs significantly from recent price quotations or otherwise no longer appears to reflect fair value, where the security or other asset or liability is thinly traded, when there is a significant event subsequent to the most recent market quotation, or if the trading market on which a security is listed is suspended or closed and no appropriate alternative trading market is available. A "significant event" is deemed to occur if BFA determines, in its reasonable business judgment prior to or at the time of pricing a Fund's assets or liabilities, that the event is likely to cause a material change to the closing market price of one or more assets or liabilities held by a Fund. Non-U.S. securities whose values are affected by volatility that occurs in the local markets or in related or highly correlated assets (e.g., American Depositary Receipts, Global Depositary Receipts or substantially identical ETFs) on a trading day after the close of non-U.S. securities markets may be fair valued.

Fair value represents a good faith approximation of the value of an asset or liability. The fair value of an asset or liability held by a Fund is the amount the Fund might reasonably expect to receive from the current sale of that asset or the cost to extinguish that liability in an arm's-length transaction. Valuing a Fund's investments using fair value pricing will result in prices that may differ from current market valuations and that may not be the prices at which those investments could have been sold during the period in which the particular fair values were used. Use of fair value prices and certain current market valuations could result in a difference between the prices used to calculate a Fund's NAV and the prices used by the Underlying Index, which, in turn, could result in a difference between the Fund's performance and the performance of the Underlying Index.

The value of assets or liabilities denominated in non-U.S. currencies will be converted into U.S. dollars using prevailing market rates on the date of valuation as quoted by one or more data service providers. Use of a rate different from the rate used by the Index Provider may adversely affect the Fund's ability to track the Underlying Index.

Dividends and Distributions

General Policies. Dividends from net investment income, if any, generally are declared and paid at least once a year by each Fund. Each Fund generally distributes its net capital gains, if any, to shareholders annually. Distributions of net realized securities gains, if any, generally are declared and paid once a year, but the Trust may make distributions on a more frequent basis for each Fund. The Trust reserves the right to declare special distributions if, in its reasonable discretion, such action is necessary or advisable to preserve its status as a RIC or to avoid imposition of income or excise taxes on undistributed income or realized gains.

Dividends and other distributions on shares of each Fund are distributed on a *pro rata* basis to beneficial owners of such shares. Dividend payments are made through DTC participants and indirect participants to beneficial owners then of record with proceeds received from a Fund.

Dividend Reinvestment Service. No dividend reinvestment service is provided by the Trust. Broker-dealers may make available the DTC book-entry Dividend Reinvestment Service for use by beneficial owners of a Fund for reinvestment of their dividend distributions. Beneficial owners should contact their broker to determine the availability and costs of the service and the details of participation therein. Brokers may require beneficial owners to adhere to specific procedures and timetables. If this service is available and used, dividend distributions of both income and realized gains will be automatically reinvested in additional whole shares of a Fund purchased in the secondary market.

Taxes. As with any investment, you should consider how your investment in shares of the Funds will be taxed. The tax information in this Prospectus is provided as general information, based on current law. You should consult your own tax professional about the tax consequences of an investment in shares of the Funds.

Unless your investment in Fund shares is made through a tax-exempt entity or tax-deferred retirement account, such as an IRA, in which case your distributions generally will be taxable when withdrawn, you need to be aware of the possible tax consequences when a Fund makes distributions or you sell Fund shares.

Taxes on Distributions. Distributions from a Fund's net investment income (other than qualified dividend income), including distributions of income from securities lending and distributions out of a Fund's net short-term capital gains, if any, are taxable to you as ordinary income. Distributions by a Fund of net long-term capital gains, if any, in excess of net short-term capital losses (capital gain dividends) are taxable to you as long-term capital gains, regardless of how long you have held a Fund's shares. Distributions by a Fund that qualify as qualified dividend income are taxable to you at long-term capital gain rates. Long-term capital gains and qualified dividend income are generally eligible for taxation at a maximum rate of 15% or 20% for non-corporate shareholders, depending on whether their income exceeds certain threshold amounts. In addition, a 3.8% U.S. federal Medicare contribution tax is imposed on "net investment income," including, but not limited to, interest, dividends, and net gain, of U.S. individuals with income exceeding \$200,000 (or \$250,000 if married and filing jointly) and of estates and trusts.

Dividends will be qualified dividend income to you if they are attributable to qualified dividend income received by a Fund. Generally, qualified dividend income includes dividend income from taxable U.S. corporations and qualified non-U.S. corporations, provided that a Fund satisfies certain holding period requirements in respect of the stock of such corporations and has not hedged its position in the stock in certain ways. Substitute dividends received by a Fund with respect to dividends paid on securities lent out will not be qualified dividend income. For this purpose, a qualified non-U.S. corporation means any non-U.S. corporation that is eligible for benefits under a comprehensive income tax treaty with the U.S., which includes an exchange of information program, or if the stock with respect to which the dividend was paid is readily tradable on an established U.S. securities market. The term excludes a corporation that is a passive foreign investment company.

Dividends received by a Fund from a real estate investment trust ("REIT") or another RIC generally are qualified dividend income only to the extent such dividend distributions are made out of qualified dividend income received by such REIT or RIC. Additionally, it is expected that dividends received by a Fund from a REIT and distributed to a shareholder generally will be taxable to the shareholder as ordinary income.

For a dividend to be treated as qualified dividend income, the dividend must be received with respect to a share of stock held without being hedged by a Fund, and with respect to a share of a Fund held without being hedged by you, for 61 days during the 121-day period beginning at the date which is 60 days before the date on which such share becomes ex-dividend with respect to such dividend or, in the case of certain preferred stock, 91 days during the 181-day period beginning 90 days before such date.

In general, your distributions are subject to U.S. federal income tax for the year when they are paid. Certain distributions paid in January, however, may be treated as paid on December 31 of the prior year.

Short term capital gains earned by an Underlying Fund will be ordinary income when distributed to the Fund and will not be offset by the Fund's capital losses. Because each Fund is expected to invest in its respective Underlying Funds, each Fund's realized losses on sales of shares of an Underlying Fund may be indefinitely or permanently deferred as "wash sales". Capital loss carryforwards of an Underlying Fund, if any, would not offset net capital gains of the Fund.

If a Fund's distributions exceed current and accumulated earnings and profits, all or a portion of the distributions made in the taxable year may be recharacterized as a return of capital to shareholders. Distributions in excess of a Fund's minimum distribution requirements, but not in excess of a Fund's earnings and profits, will be taxable to shareholders and will not constitute nontaxable returns of capital. A Fund's capital loss carryforwards, if any, carried from taxable years beginning before 2011 do not reduce current earnings and profits, even if such carryforwards offset current year realized gains. A return of capital distribution generally will not be taxable but will reduce the shareholder's cost basis and result in a higher capital gain or lower capital loss when those shares on which the distribution was received are sold. Once a shareholder's cost basis is reduced to zero, further distributions will be treated as capital gain, if the shareholder holds shares of a Fund as capital assets.

Dividends, interest and capital gains earned by an Underlying Fund with respect to securities issued by non-U.S. issuers may give rise to withholding and other taxes imposed by non-U.S. countries. Tax conventions between certain countries and the U.S. may reduce or eliminate such taxes. If more than 50% of the total assets of an Underlying Fund at the close of a year consists of non-U.S. stocks or securities (generally, for this purpose, depository receipts, no matter where traded, of non-U.S. companies are treated as "non-U.S.") (and 50% of the total assets of a Fund at the close of the year consists of foreign securities, or, at the close of each quarter, shares of Underlying Funds), a Fund may "pass through" to you certain non-U.S. income taxes (including withholding taxes) paid by the Fund or an Underlying Fund.

For purposes of foreign tax credits for U.S. shareholders of each Fund, foreign capital gains taxes may not produce associated foreign source income, thereby limiting a U.S. person's ability to use such credits.

If you are neither a resident nor a citizen of the U.S. or if you are a non-U.S. corporation (other than a pass-through entity to the extent owned by U.S. persons), a Fund's ordinary income dividends (which include distributions of net short-term capital gains) will generally be subject to a 30% U.S. withholding tax, unless a lower treaty rate applies, provided that withholding tax will generally not apply to any gain or income realized by a non-U.S. shareholder in respect of any distributions of long-term capital gains or upon the sale or other disposition of shares of a Fund.

Separately, a 30% withholding tax is currently imposed on U.S.-source dividends, interest and other income items and will be imposed on proceeds from the sale, redemption or other disposition of property producing U.S.-source dividends and interest paid after December 31, 2018, to (i) foreign financial institutions, including non-U.S. investment funds, unless they agree to collect and disclose to the IRS information regarding their direct and indirect U.S. account holders and (ii) certain other foreign entities, unless they certify certain information regarding their direct and indirect U.S. owners. To avoid withholding, foreign financial institutions will need to (i) enter into agreements with the IRS that state that they will provide the IRS information, including the names, addresses and taxpayer identification numbers of direct and indirect U.S. account holders, comply with due diligence procedures with respect to the identification of U.S. accounts, report to the IRS certain information with respect to U.S. accounts maintained, agree to withhold tax on certain payments made to non-compliant foreign financial institutions or to account holders who fail to provide the required information, and determine certain other information concerning their account holders, or (ii) in the event that an applicable intergovernmental agreement and implementing legislation are adopted, provide local revenue authorities with similar account holder information. Other foreign entities may need to report the name, address, and taxpayer identification number of each substantial U.S. owner or provide certifications of no substantial U.S. ownership unless certain exceptions apply.

If your Fund shares are loaned out pursuant to a securities lending arrangement, you may lose the ability to treat Fund dividends paid while the shares are held by the borrower as qualified dividend income. In addition, you may lose the ability to use foreign tax credits passed through by the Fund if your Fund shares are loaned out pursuant to a securities lending agreement.

If you are a resident or a citizen of the U.S., by law, backup withholding at a 24% rate will apply to your distributions and proceeds if you have not provided a taxpayer identification number or social security number and made other required certifications.

Taxes When Shares are Sold. Currently, any capital gain or loss realized upon a sale of Fund shares is generally treated as a long-term gain or loss if the shares have been held for more than one year. Any capital gain or loss realized upon a sale of Fund shares held for one year or less is generally treated as short-term gain or loss, except that any capital loss on the sale of shares held for six months or less is treated as long-term capital loss to the extent that capital gain dividends were paid with respect to such shares. Any such capital gains, including from sales of Fund shares or from capital gain dividends, are included in "net investment income" for purposes of the 3.8% U.S. federal Medicare contribution tax mentioned above.

The foregoing discussion summarizes some of the consequences under current U.S. federal tax law of an investment in a Fund. It is not a substitute for personal tax advice. You may also be subject to state and local taxation on Fund distributions and sales of shares. Consult your personal tax advisor about the potential tax consequences of an investment in shares of a Fund under all applicable tax laws.

Creations and Redemptions. Prior to trading in the secondary market, shares of each Fund are “created” at NAV by market makers, large investors and institutions only in block-size Creation Units of 50,000 shares or multiples thereof. Each “creator” or “Authorized Participant” enters into an authorized participant agreement with the Fund’s distributor, BlackRock Investments, LLC (the “Distributor”), an affiliate of BFA.

A creation transaction, which is subject to acceptance by the Distributor and a Fund, generally takes place when an Authorized Participant deposits into a Fund a designated portfolio of securities (including any portion of such securities for which cash may be substituted) and a specified amount of cash approximating the holdings of the Fund in exchange for a specified number of Creation Units. To the extent practicable, the composition of such portfolio generally corresponds *pro rata* to the holdings of a Fund. However, a Fund may, in certain circumstances, offer Creation Units partially or solely for cash.

Similarly, shares can be redeemed only in Creation Units, generally for a designated portfolio of securities (including any portion of such securities for which cash may be substituted) held by the Fund and a specified amount of cash. *Except when aggregated in Creation Units, shares are not redeemable by the Funds.*

The prices at which creations and redemptions occur are based on the next calculation of NAV after an order is received in a form described in the authorized participant agreement.

Only an Authorized Participant may create or redeem Creation Units with a Fund. Authorized Participants may create or redeem Creation Units for their own accounts or for customers, including, without limitation, affiliates of a Fund.

In the event of a system failure or other interruption, including disruptions at market makers or Authorized Participants, orders to purchase or redeem Creation Units either may not be executed according to the Fund’s instructions or may not be executed at all, or the Fund may not be able to place or change orders.

Each Fund intends to comply with the U.S. federal securities laws in accepting securities for deposits and satisfying redemptions with redemption securities by, among other means, assuring that any securities accepted for deposits and any securities used to satisfy redemption requests will be sold in transactions that would be exempt from registration under the 1933 Act. Further, an Authorized Participant that is not a “qualified institutional buyer,” as such term is defined in Rule 144A under the 1933 Act, will not be able to receive Fund Securities that are restricted securities eligible for resale under Rule 144A.

Creations and redemptions must be made through a firm that is either a member of the Continuous Net Settlement System of the National Securities Clearing Corporation or a DTC participant and has executed an agreement with the Distributor with respect to creations and redemptions of Creation Unit aggregations. Information about the procedures regarding creation and redemption of Creation Units (including the cut-off times for receipt of creation and redemption orders) is included in the Funds’ SAI.

Because new shares may be created and issued on an ongoing basis, at any point during the life of a Fund a “distribution,” as such term is used in the 1933 Act, may be occurring. Broker-dealers and other persons are cautioned that some activities on their part may, depending on the circumstances, result in their being deemed participants in a distribution in a manner that could render them statutory underwriters and subject to the prospectus delivery and liability provisions of the 1933 Act. Any determination of whether one is an underwriter must take into account all the relevant facts and circumstances of each particular case.

Broker-dealers should also note that dealers who are not “underwriters” but are participating in a distribution (as contrasted to ordinary secondary transactions), and thus dealing with shares that are part of an “unsold allotment” within the meaning of Section 4(a)(3)(C) of the 1933 Act, would be unable to take advantage of the prospectus delivery exemption provided by Section 4(a)(3) of the 1933 Act. For delivery of prospectuses to exchange members, the prospectus delivery mechanism of Rule 153 under the 1933 Act is available only with respect to transactions on a national securities exchange.

Costs Associated with Creations and Redemptions. Authorized Participants are charged standard creation and redemption transaction fees to offset transfer and other transaction costs associated with the issuance and redemption of Creation Units. The standard creation and redemption transaction fees are set forth in the table below. The standard creation transaction fee is charged to the Authorized Participant on the day such Authorized Participant creates a Creation Unit, and is the same regardless of the number of Creation Units purchased by the Authorized Participant on the applicable business day. Similarly, the standard redemption transaction fee is charged to the Authorized Participant on the day such Authorized Participant redeems a Creation Unit, and is the same regardless of the number of Creation Units redeemed by the Authorized Participant on the applicable business day. Creations and redemptions for cash (when cash creations and redemptions (in whole or in part) are available or specified) are also subject to an additional charge (up to the maximum amounts shown in the table below). This charge is intended to compensate for brokerage, tax, foreign exchange, execution, price movement and other costs and expenses related to cash transactions. Investors who use the services of a broker or other financial intermediary may pay fees for such services.

The following table shows, as of August 31, 2018, the approximate value of one Creation Unit, standard fees and maximum additional charges for creations and redemptions (as described above and in the Funds’ SAI):

Fund	Approximate Value of a Creation Unit	Creation Unit Size	Standard Creation/Redemption Transaction Fee	Maximum Additional Charge for Creations*	Maximum Additional Charge for Redemptions*
iShares Core Conservative Allocation ETF	\$ 1,715,500	50,000	\$250	3.0%	2.0%
iShares Core Moderate Allocation ETF	\$ 1,897,500	50,000	250	3.0%	2.0%
iShares Core Growth Allocation ETF	\$2,256,000	50,000	250	3.0%	2.0%
iShares Core Aggressive Allocation ETF	\$2,729,500	50,000	250	3.0%	2.0%

* As a percentage of the net asset value per Creation Unit, inclusive, in the case of redemptions, of the standard redemption transaction fee.

Householding. Householding is an option available to certain Fund investors. Householding is a method of delivery, based on the preference of the individual investor, in which a single copy of certain shareholder documents can be delivered to investors who share the same address, even if their accounts are registered under different names. Please contact your broker-dealer if you are interested in enrolling in householding and receiving a single copy of prospectuses and other shareholder documents, or if you are currently enrolled in householding and wish to change your householding status.

Distribution

The Distributor or its agent distributes Creation Units for each Fund on an agency basis. The Distributor does not maintain a secondary market in shares of the Funds. The Distributor has no role in determining the policies of any Fund or the securities that are purchased or sold by any Fund. The Distributor's principal address is 1 University Square Drive, Princeton, NJ 08540.

BFA or its affiliates make payments to broker-dealers, registered investment advisers, banks or other intermediaries (together, "intermediaries") related to marketing activities and presentations, educational training programs, conferences, the development of technology platforms and reporting systems, data provision services, or their making shares of the Funds and certain other iShares funds available to their customers generally and in certain investment programs. Such payments, which may be significant to the intermediary, are not made by the Funds. Rather, such payments are made by BFA or its affiliates from their own resources, which come directly or indirectly in part from fees paid by the iShares funds complex. Payments of this type are sometimes referred to as revenue-sharing payments. A financial intermediary may make decisions about which investment options it recommends or makes available, or the level of services provided, to its customers based on the payments or other financial incentives it is eligible to receive. Therefore, such payments or other financial incentives offered or made to an intermediary create conflicts of interest between the intermediary and its customers and may cause the intermediary to recommend the Funds or other iShares funds over another investment. More information regarding these payments is contained in the Funds' SAI. **Please contact your salesperson or other investment professional for more information regarding any such payments his or her firm may receive from BFA or its affiliates.**

Financial Highlights

The financial highlights table is intended to help investors understand each Fund's financial performance for the past five years. Certain information reflects financial results for a single share of each Fund. The total returns in the table represent the rate that an investor would have earned (or lost) on an investment in each Fund, assuming reinvestment of all dividends and distributions. This information has been audited by PricewaterhouseCoopers LLP, whose report is included, along with each Fund's financial statements, in each Fund's Annual Report (available upon request).

Financial Highlights

(For a share outstanding throughout each period)

iShares Core Conservative Allocation ETF

	Year Ended 07/31/18	Year Ended 07/31/17	Year Ended 07/31/16	Year Ended 07/31/15	Year Ended 07/31/14
Net asset value, beginning of year	<u>\$ 34.19</u>	<u>\$ 33.34</u>	<u>\$ 32.51</u>	<u>\$ 32.54</u>	<u>\$ 31.18</u>
Net investment income ^a	0.70	0.74	0.65	0.66	0.64
Net realized and unrealized gain (loss) ^b	<u>0.33</u>	<u>0.84</u>	<u>0.83</u>	<u>(0.03)</u>	<u>1.35</u>
Net increase from investment operations	<u>1.03</u>	<u>1.58</u>	<u>1.48</u>	<u>0.63</u>	<u>1.99</u>
Distributions^c					
From net investment income	(0.72)	(0.73)	(0.65)	(0.66)	(0.63)
From net realized gain	<u>(0.32)</u>	<u>—</u>	<u>—</u>	<u>—</u>	<u>—</u>
Total distributions	<u>(1.04)</u>	<u>(0.73)</u>	<u>(0.65)</u>	<u>(0.66)</u>	<u>(0.63)</u>
Net asset value, end of year	<u>\$ 34.18</u>	<u>\$ 34.19</u>	<u>\$ 33.34</u>	<u>\$ 32.51</u>	<u>\$ 32.54</u>
Total Return					
Based on net asset value	<u>3.05%</u>	<u>4.84%</u>	<u>4.65%</u>	<u>1.93%</u>	<u>6.42%</u>
Ratios to Average Net Assets					
Total expenses ^d	0.25%	0.25%	0.25%	0.25%	0.25%
Total expenses after fees waived ^d	0.18%	0.14%	0.11%	0.11%	0.11%
Net investment income	2.04%	2.22%	2.04%	2.02%	2.00%
Supplemental Data					
Net assets, end of year (000)	\$471,721	\$398,334	\$288,375	\$243,851	\$180,591
Portfolio turnover rate ^e	41%	2%	12%	83%	6%

^a Based on average shares outstanding.

^b The amounts reported for a share outstanding may not accord with the change in aggregate gains and losses in securities for the fiscal period due to the timing of capital share transactions in relation to the fluctuating market values of the Fund's underlying securities.

^c Distributions for annual periods determined in accordance with U.S. federal income tax regulations.

^d The Fund indirectly bears its proportionate share of fees and expenses incurred by the underlying fund in which the Fund is invested. This ratio does not include these indirect fees and expenses.

^e Portfolio turnover rate excludes in-kind transactions.

iShares Core Moderate Allocation ETF

	Year Ended 07/31/18	Year Ended 07/31/17	Year Ended 07/31/16	Year Ended 07/31/15	Year Ended 07/31/14
Net asset value, beginning of year	<u>\$ 37.48</u>	<u>\$ 35.89</u>	<u>\$ 35.19</u>	<u>\$ 34.99</u>	<u>\$ 32.99</u>
Net investment income ^a	0.77	0.81	0.73	0.74	0.71
Net realized and unrealized gain ^b	0.80	1.54	0.66	0.17	1.98
Net increase from investment operations	1.57	2.35	1.39	0.91	2.69
Distributions^c					
From net investment income	(0.77)	(0.76)	(0.69)	(0.71)	(0.69)
From net realized gain	(0.55)	—	—	—	—
Total distributions	(1.32)	(0.76)	(0.69)	(0.71)	(0.69)
Net asset value, end of year	<u>\$ 37.73</u>	<u>\$ 37.48</u>	<u>\$ 35.89</u>	<u>\$ 35.19</u>	<u>\$ 34.99</u>
Total Return					
Based on net asset value	4.24%	6.66%	4.03%	2.62%	8.19%
Ratios to Average Net Assets					
Total expenses ^d	0.25%	0.25%	0.25%	0.25%	0.25%
Total expenses after fees waived ^d	0.18%	0.15%	0.11%	0.11%	0.11%
Net investment income	2.03%	2.24%	2.13%	2.10%	2.07%
Supplemental Data					
Net assets, end of year (000)	\$909,234	\$736,575	\$531,165	\$360,717	\$246,701
Portfolio turnover rate ^e	40%	2%	12%	83%	9%

^a Based on average shares outstanding.

^b The amounts reported for a share outstanding may not accord with the change in aggregate gains and losses in securities for the fiscal period due to the timing of capital share transactions in relation to the fluctuating market values of the Fund's underlying securities.

^c Distributions for annual periods determined in accordance with U.S. federal income tax regulations.

^d The Fund indirectly bears its proportionate share of fees and expenses incurred by the underlying fund in which the Fund is invested. This ratio does not include these indirect fees and expenses.

^e Portfolio turnover rate excludes in-kind transactions

iShares Core Growth Allocation ETF

	Year Ended 07/31/18	Year Ended 07/31/17	Year Ended 07/31/16	Year Ended 07/31/15	Year Ended 07/31/14
Net asset value, beginning of year	<u>\$ 44.08</u>	<u>\$ 40.81</u>	<u>\$ 40.53</u>	<u>\$ 39.50</u>	<u>\$ 36.40</u>
Net investment income ^a	0.88	0.94	0.90	0.91	0.83
Net realized and unrealized gain ^b	<u>1.96</u>	<u>3.22</u>	<u>0.19</u>	<u>0.98</u>	<u>3.07</u>
Net increase from investment operations	<u>2.84</u>	<u>4.16</u>	<u>1.09</u>	<u>1.89</u>	<u>3.90</u>
Distributions^a					
From net investment income	(0.90)	(0.89)	(0.81)	(0.86)	(0.80)
From net realized gain	<u>(1.18)</u>	<u>—</u>	<u>—</u>	<u>—</u>	<u>—</u>
Total distributions	<u>(2.08)</u>	<u>(0.89)</u>	<u>(0.81)</u>	<u>(0.86)</u>	<u>(0.80)</u>
Net asset value, end of year	<u>\$ 44.84</u>	<u>\$ 44.08</u>	<u>\$ 40.81</u>	<u>\$ 40.53</u>	<u>\$ 39.50</u>
Total Return					
Based on net asset value	<u>6.53%</u>	<u>10.33%</u>	<u>2.80%</u>	<u>4.82%</u>	<u>10.77%</u>
Ratios to Average Net Assets					
Total expenses ^d	0.25%	0.25%	0.25%	0.25%	0.25%
Total expenses after fees waived ^d	0.18%	0.15%	0.11%	0.11%	0.11%
Net investment income	1.96%	2.26%	2.31%	2.25%	2.17%
Supplemental Data					
Net assets, end of year (000)	\$1,118,727	\$1,029,196	\$763,086	\$455,946	\$306,163
Portfolio turnover rate ^e	44%	2%	11%	75%	12%

^a Based on average shares outstanding.

^b The amounts reported for a share outstanding may not accord with the change in aggregate gains and losses in securities for the fiscal period due to the timing of capital share transactions in relation to the fluctuating market values of the Fund's underlying securities.

^c Distributions for annual periods determined in accordance with U.S. federal income tax regulations.

^d The Fund indirectly bears its proportionate share of fees and expenses incurred by the underlying fund in which the Fund is invested. This ratio does not include these indirect fees and expenses.

^e Portfolio turnover rate excludes in-kind transactions.

iShares Core Aggressive Allocation ETF

	Year Ended 07/31/18	Year Ended 07/31/17	Year Ended 07/31/16	Year Ended 07/31/15	Year Ended 07/31/14
Net asset value, beginning of year	<u>\$ 52.49</u>	<u>\$ 47.02</u>	<u>\$ 47.33</u>	<u>\$ 45.81</u>	<u>\$ 41.28</u>
Net investment income ^a	1.06	1.09	1.05	1.05	0.97
Net realized and unrealized gain (loss) ^b	<u>3.51</u>	<u>5.40</u>	<u>(0.38)</u>	<u>1.47</u>	<u>4.48</u>
Net increase from investment operations	<u>4.57</u>	<u>6.49</u>	<u>0.67</u>	<u>2.52</u>	<u>5.45</u>
Distributions^a					
From net investment income	(1.05)	(1.02)	(0.98)	(1.00)	(0.92)
From net realized gain	<u>(1.80)</u>	<u>—</u>	<u>—</u>	<u>—</u>	<u>—</u>
Total distributions	<u>(2.85)</u>	<u>(1.02)</u>	<u>(0.98)</u>	<u>(1.00)</u>	<u>(0.92)</u>
Net asset value, end of year	<u>\$ 54.21</u>	<u>\$ 52.49</u>	<u>\$ 47.02</u>	<u>\$ 47.33</u>	<u>\$ 45.81</u>
Total Return					
Based on net asset value	<u>8.84%</u>	<u>13.99%</u>	<u>1.53%</u>	<u>5.54%</u>	<u>13.24%</u>
Ratios to Average Net Assets					
Total expenses ^d	0.25%	0.25%	0.25%	0.25%	0.25%
Total expenses after fees waived ^d	0.18%	0.16%	0.11%	0.11%	0.11%
Net investment income	1.97%	2.23%	2.33%	2.24%	2.19%
Supplemental Data					
Net assets, end of year (000)	\$897,242	\$692,880	\$444,366	\$376,267	\$267,985
Portfolio turnover rate ^e	40%	1%	6%	58%	12%

^a Based on average shares outstanding.

^b The amounts reported for a share outstanding may not accord with the change in aggregate gains and losses in securities for the fiscal period due to the timing of capital share transactions in relation to the fluctuating market values of the Fund's underlying securities.

^c Distributions for annual periods determined in accordance with U.S. federal income tax regulations.

^d The Fund indirectly bears its proportionate share of fees and expenses incurred by the underlying fund in which the Fund is invested. This ratio does not include these indirect fees and expenses.

^e Portfolio turnover rate excludes in-kind transactions.

Index Provider

SPDJ is the Index Provider for the Underlying Indexes and is not affiliated with the Trust, BFA, State Street, the Distributor or any of their respective affiliates.

SPDJ is a resource for index-based concepts, data and research. SPDJ provides financial, economic and investment information and analytical services to the financial community. SPDJ calculates and maintains the S&P Global 1200TM, which includes the S&P 500[®] for the U.S., the S&P Europe 350TM for Continental Europe, Ireland and the U.K., the S&P/TOPIX 150TM for Japan, the S&P Asia 50TM, the S&P/TSX 60TM for Canada, the S&P/ASX 50TM and the S&P Latin America 40TM. SPDJ also publishes the S&P MidCap 400[®], S&P SmallCap 600[®], S&P Total Market IndexTM and S&P U.S. REITTM for the U.S. SPDJ calculates and maintains the S&P Global Broad Market Index (BMI) Series, a set of rules-based equity benchmarks covering developed and emerging countries around the world. Company additions to and deletions from an S&P equity index do not in any way reflect an opinion on the investment merits of the company.

BFA or its affiliates have entered into a license agreement with SPDJ to use the Underlying Index. BFA or its affiliates sublicense rights in the Underlying Index to the Trust at no charge.

Disclaimer

The Underlying Indexes of iShares Core Conservative Allocation ETF, iShares Core Moderate Allocation ETF, iShares Core Growth Allocation ETF, iShares Core Aggressive Allocation ETF, iShares Core S&P 500 ETF, iShares Core S&P Mid-Cap ETF and iShares Core S&P Small-Cap ETF (the "S&P Underlying Indexes") are products of SPDJ, and have been licensed for use by BFA or its affiliates. Standard & Poor's[®] and S&P[®] are registered trademarks of Standard & Poor's Financial Services LLC, a division of S&P Global ("S&P"); Dow Jones[®] is a registered trademark of Dow Jones Trademark Holdings LLC ("Dow Jones"); iShares[®] and BlackRock[®] are registered trademarks of BFA and its affiliates; and these trademarks have been licensed for use by SPDJ and sublicensed for certain purposes by the Trust. These Funds are not sponsored, endorsed, sold or promoted by SPDJ, Dow Jones, S&P, or any of their respective affiliates (collectively, "S&P Dow Jones Indices"). S&P Dow Jones Indices make no representation or warranty, express or implied, to the owners of the Funds or any member of the public regarding the advisability of investing in securities generally or in the Funds in particular or the ability of the S&P Underlying Indexes to track general market performance. S&P Dow Jones Indices' only relationship to the Trust and BFA and their affiliates with respect to the S&P Underlying Indexes is the licensing of the S&P Underlying Indexes and certain trademarks, service marks and/or trade names of S&P Dow Jones Indices and/or its third-party licensors. Each Underlying Index is determined, composed and calculated by S&P Dow Jones Indices without regard to the Trust, BFA or its affiliates or the Funds. S&P Dow Jones Indices have no obligation to take the needs of BFA or its affiliates or the owners of the Funds into consideration in determining, composing or calculating the S&P Underlying Indexes. S&P Dow Jones Indices are not responsible for and have not participated in the determination of the prices, and amount of shares of the Funds or the timing of the issuance or sale of such shares or in the determination or calculation of the equation by which shares of the Funds are to be converted into cash, surrendered or redeemed, as the case may be. S&P Dow Jones Indices have no obligation or liability in connection with the administration, marketing or trading of shares of the Funds. There is no assurance that investment products based on the S&P Underlying Indexes will accurately track each index's performance or provide positive investment returns. SPDJ is not an investment adviser. Inclusion of a security within an index is not a recommendation by S&P Dow Jones Indices to buy, sell, or hold such security, nor is it considered to be investment advice.

S&P DOW JONES INDICES DO NOT GUARANTEE THE ADEQUACY, ACCURACY, TIMELINESS AND/OR THE COMPLETENESS OF THE S&P UNDERLYING INDEXES OR ANY DATA RELATED THERETO OR ANY COMMUNICATION, INCLUDING BUT NOT LIMITED TO, ORAL OR WRITTEN COMMUNICATION (INCLUDING ELECTRONIC COMMUNICATIONS) WITH RESPECT THERETO. S&P DOW JONES INDICES SHALL NOT BE SUBJECT TO ANY DAMAGES OR LIABILITY FOR ANY ERRORS, OMISSIONS, OR DELAYS THEREIN. S&P DOW JONES INDICES MAKE NO EXPRESS OR IMPLIED WARRANTIES, AND EXPRESSLY DISCLAIM ALL WARRANTIES, OF MERCHANTABILITY OR FITNESS FOR A PARTICULAR PURPOSE OR USE OR AS TO RESULTS TO BE OBTAINED BY BFA OR ITS AFFILIATES, OWNERS OF THE FUNDS, OR ANY OTHER PERSON OR ENTITY FROM THE USE OF THE S&P UNDERLYING INDEXES OR WITH RESPECT TO ANY DATA RELATED THERETO. WITHOUT LIMITING ANY OF THE FOREGOING, IN NO EVENT WHATSOEVER SHALL S&P DOW JONES INDICES BE LIABLE FOR ANY INDIRECT, SPECIAL, INCIDENTAL, PUNITIVE, OR CONSEQUENTIAL DAMAGES INCLUDING, BUT NOT LIMITED TO, LOSS OF PROFITS, TRADING LOSSES, LOST TIME OR GOODWILL, EVEN IF THEY HAVE BEEN ADVISED OF THE POSSIBILITY OF SUCH DAMAGES, WHETHER IN CONTRACT, TORT, STRICT LIABILITY, OR OTHERWISE. THERE ARE NO THIRD PARTY BENEFICIARIES OF ANY AGREEMENTS OR ARRANGEMENTS BETWEEN S&P DOW JONES INDICES AND BFA OR ITS AFFILIATES, OTHER THAN THE LICENSORS OF S&P DOW JONES INDICES.

The iShares Core MSCI Emerging Markets ETF and iShares Core MSCI International Developed Markets ETF (the "iShares MSCI Underlying Funds") are not sponsored, endorsed, sold or promoted by MSCI or any affiliate of MSCI. Neither MSCI nor any other party makes any representation or warranty, express or implied, to the owners of shares of the iShares MSCI Underlying Funds or any member of the public regarding the advisability of investing in funds generally or in the iShares MSCI Underlying Funds particularly or the ability of the MSCI Emerging Markets Investable Market Index and MSCI World ex USA Investable Market Index to track general stock market performance. MSCI is the licensor of certain trademarks, service marks and trade names of MSCI and of the MSCI Emerging Markets Investable Market Index and MSCI World ex USA Investable Market, which are determined, composed and calculated by MSCI without regard to the issuer of the iShares MSCI Underlying Funds' securities or the iShares MSCI Underlying Funds. MSCI has no obligation to take the needs of the issuer of the iShares MSCI Underlying

Funds' securities or the owners of shares of the iShares MSCI Underlying Funds into consideration in determining, composing or calculating the MSCI Emerging Markets Investable Market Index and MSCI World ex USA Investable Market. MSCI is not responsible for and has not participated in the determination of the timing of, prices at, or quantities of the iShares MSCI Underlying Funds' shares to be issued or in the determination or calculation of the equation by which the iShares MSCI Underlying Funds' shares are redeemable for cash. Neither MSCI nor any other party has any obligation or liability to owners of shares of the iShares MSCI Underlying Funds in connection with the administration, marketing or trading of the iShares MSCI Underlying Funds' shares.

ALTHOUGH MSCI SHALL OBTAIN INFORMATION FOR INCLUSION IN OR FOR USE IN THE CALCULATION OF THE INDEXES FROM SOURCES WHICH MSCI CONSIDERS RELIABLE, NEITHER MSCI NOR ANY OTHER PARTY GUARANTEES THE ACCURACY AND/OR THE COMPLETENESS OF THE INDEXES OR ANY DATA INCLUDED THEREIN. NEITHER MSCI NOR ANY OTHER PARTY MAKES ANY WARRANTY, EXPRESS OR IMPLIED, AS TO RESULTS TO BE OBTAINED BY LICENSEE, LICENSEE'S CUSTOMERS AND COUNTERPARTIES, OWNERS OF SHARES OF THE ISHARES MSCI UNDERLYING FUNDS, OR ANY OTHER PERSON OR ENTITY FROM THE USE OF THE INDEXES OR ANY DATA INCLUDED THEREIN IN CONNECTION WITH THE RIGHTS LICENSED HEREUNDER OR FOR ANY OTHER USE. NEITHER MSCI NOR ANY OTHER PARTY MAKES ANY EXPRESS OR IMPLIED WARRANTIES, AND MSCI HEREBY EXPRESSLY DISCLAIMS ALL WARRANTIES OF MERCHANTABILITY OR FITNESS FOR A PARTICULAR PURPOSE WITH RESPECT TO THE INDEXES OR ANY DATA INCLUDED THEREIN. WITHOUT LIMITING ANY OF THE FOREGOING, IN NO EVENT SHALL MSCI OR ANY OTHER PARTY HAVE ANY LIABILITY FOR ANY DIRECT, INDIRECT, SPECIAL, PUNITIVE, CONSEQUENTIAL OR ANY OTHER DAMAGES (INCLUDING LOST PROFITS) EVEN IF NOTIFIED OF THE POSSIBILITY OF SUCH DAMAGES.

BLOOMBERG® is a trademark and service mark of Bloomberg Finance L.P. BARCLAYS® is a trademark and service mark of Barclays Bank PLC, used under license. Bloomberg Finance L.P. and its affiliates, including Bloomberg Index Services Limited ("BISL") (collectively, "Bloomberg"), or Bloomberg's licensors own all proprietary rights in the Bloomberg Barclays Global Aggregate ex USD 10% Issuer Capped (Hedged) Index, and Bloomberg Barclays U.S. Universal Index.

Neither Barclays Bank PLC, Barclays Capital Inc., nor any affiliate (collectively "Barclays") nor Bloomberg is the issuer or producer of the iShares Core International Aggregate Bond ETF and iShares Core Total USD Bond Market ETF (the "iShares Bloomberg Barclays Capital Underlying Funds") and neither Bloomberg nor Barclays has any responsibilities, obligations or duties to investors of the iShares Bloomberg Barclays Capital Underlying Funds. The Bloomberg Barclays Global Aggregate ex USD 10% Issuer Capped (Hedged) Index and Bloomberg Barclays U.S. Universal Index are licensed for use by BFA or its affiliates (the "Issuer") as the Issuer of the iShares Bloomberg Barclays Capital Underlying Funds. The only relationship of Bloomberg and Barclays with the Issuer in respect of the Bloomberg Barclays Global Aggregate ex USD 10% Issuer Capped (Hedged) Index and Bloomberg Barclays U.S. Universal Index is the licensing of the Bloomberg Barclays Global Aggregate ex USD 10% Issuer Capped (Hedged) Index and Bloomberg Barclays U.S. Universal Index, which are determined, composed and calculated by BISL, or any successor thereto, without regard to the Issuer or the iShares Bloomberg Barclays Capital Underlying Funds or the owners of the iShares Bloomberg Barclays Capital Underlying Funds.

Additionally, BFA or its affiliates of the iShares Bloomberg Barclays Capital Underlying Funds may for itself execute transaction(s) with Barclays in or relating to the Bloomberg Barclays Global Aggregate ex USD 10% Issuer Capped (Hedged) Index and Bloomberg Barclays U.S. Universal Index in connection with the iShares Bloomberg Barclays Capital Underlying Funds. Investors acquire the iShares Bloomberg Barclays Underlying Funds from BFA or its affiliates and investors neither acquire any interest in the Bloomberg Barclays Global Aggregate ex USD 10% Issuer Capped (Hedged) Index and Bloomberg Barclays U.S. Universal Index nor enter into any relationship of any kind whatsoever with Bloomberg or Barclays upon making an investment in the iShares Bloomberg Barclays Underlying Funds. The iShares Bloomberg Barclays Capital Underlying Funds are not sponsored, endorsed, sold or promoted by Bloomberg or Barclays. Neither Bloomberg nor Barclays makes any representation or warranty, express or implied, regarding the advisability of investing in the iShares Bloomberg Barclays Capital Underlying Funds or the advisability of investing in securities generally or the ability of the Bloomberg Barclays Global Aggregate ex USD 10% Issuer Capped (Hedged) Index and Bloomberg Barclays U.S. Universal Index to track corresponding or relative market performance. Neither Bloomberg nor Barclays has passed on the legality or suitability of the iShares Bloomberg Barclays Capital Underlying Funds with respect to any person or entity. Neither Bloomberg nor Barclays is responsible for or has participated in the determination of the timing of, prices at, or quantities of the iShares Bloomberg Barclays Capital Underlying Funds to be issued. Neither Bloomberg nor Barclays has any obligation to take the needs of the Issuer or the owners of the iShares Bloomberg Barclays Capital Underlying Funds or any other third party into consideration in determining, composing or calculating the Bloomberg Barclays Global Aggregate ex USD 10% Issuer Capped (Hedged) Index and Bloomberg Barclays U.S. Universal Index. Neither Bloomberg nor Barclays has any obligation or liability in connection with administration, marketing or trading of the iShares Bloomberg Barclays Capital Underlying Funds.

The licensing agreement between Bloomberg and Barclays is solely for the benefit of Bloomberg and Barclays and not for the benefit of the owners of the iShares Bloomberg Barclays Capital Underlying Funds, investors or other third parties. In addition, the licensing agreement between BFA and Bloomberg is solely for the benefit of BFA and Bloomberg and not for the benefit of the owners of the iShares Bloomberg Barclays Capital Underlying Funds, investors or other third parties.

NEITHER BLOOMBERG NOR BARCLAYS SHALL HAVE ANY LIABILITY TO THE ISSUER, INVESTORS OR OTHER THIRD PARTIES FOR THE QUALITY, ACCURACY AND/OR COMPLETENESS OF THE BLOOMBERG BARCLAYS GLOBAL AGGREGATE EX USD 10% ISSUER CAPPED (HEGGED) INDEX AND BLOOMBERG BARCLAYS U.S. UNIVERSAL INDEX OR ANY DATA INCLUDED THEREIN OR FOR

INTERRUPTIONS IN THE DELIVERY OF THE BLOOMBERG BARCLAYS GLOBAL AGGREGATE EX USD 10% ISSUER CAPPED (HEDGED) INDEX AND BLOOMBERG BARCLAYS U.S. UNIVERSAL INDEX. NEITHER BLOOMBERG NOR BARCLAYS MAKES ANY WARRANTY, EXPRESS OR IMPLIED, AS TO RESULTS TO BE OBTAINED BY THE ISSUER, THE INVESTORS OR ANY OTHER PERSON OR ENTITY FROM THE USE OF THE BLOOMBERG BARCLAYS GLOBAL AGGREGATE EX USD 10% ISSUER CAPPED (HEDGED) INDEX AND BLOOMBERG BARCLAYS U.S. UNIVERSAL INDEX OR ANY DATA INCLUDED THEREIN. NEITHER BLOOMBERG NOR BARCLAYS MAKES ANY EXPRESS OR IMPLIED WARRANTIES, AND EACH HEREBY EXPRESSLY DISCLAIMS ALL WARRANTIES OF MERCHANTABILITY OR FITNESS FOR A PARTICULAR PURPOSE OR USE WITH RESPECT TO THE BLOOMBERG BARCLAYS GLOBAL AGGREGATE EX USD 10% ISSUER CAPPED (HEDGED) INDEX AND BLOOMBERG BARCLAYS U.S. UNIVERSAL INDEX OR ANY DATA INCLUDED THEREIN. BLOOMBERG RESERVES THE RIGHT TO CHANGE THE METHODS OF CALCULATION OR PUBLICATION, OR TO CEASE THE CALCULATION OR PUBLICATION OF THE BLOOMBERG BARCLAYS GLOBAL AGGREGATE EX USD 10% ISSUER CAPPED (HEDGED) INDEX AND BLOOMBERG BARCLAYS U.S. UNIVERSAL INDEX, AND NEITHER BLOOMBERG NOR BARCLAYS SHALL BE LIABLE FOR ANY MISCALCULATION OF OR ANY INCORRECT, DELAYED OR INTERRUPTED PUBLICATION WITH RESPECT TO ANY OF THE BLOOMBERG BARCLAYS GLOBAL AGGREGATE EX USD 10% ISSUER CAPPED (HEDGED) INDEX AND BLOOMBERG BARCLAYS U.S. UNIVERSAL INDEXES. NEITHER BLOOMBERG NOR BARCLAYS SHALL BE LIABLE FOR ANY DAMAGES, INCLUDING, WITHOUT LIMITATION, ANY SPECIAL, INDIRECT OR CONSEQUENTIAL DAMAGES, OR ANY LOST PROFITS, EVEN IF ADVISED OF THE POSSIBILITY OF SUCH, RESULTING FROM THE USE OF THE BLOOMBERG BARCLAYS GLOBAL AGGREGATE EX USD 10% ISSUER CAPPED (HEDGED) INDEX AND BLOOMBERG BARCLAYS U.S. UNIVERSAL INDEX OR ANY DATA INCLUDED THEREIN OR WITH RESPECT TO THE ISHARES BLOOMBERG BARCLAYS CAPITAL UNDERLYING FUNDS.

Shares of the Funds are not sponsored, endorsed or promoted by NYSE Arca. NYSE Arca makes no representation or warranty, express or implied, to the owners of the shares of the Funds or any member of the public regarding the ability of the Funds to track the total return performance of the Underlying Indexes or the ability of the Underlying Indexes to track stock market performance. NYSE Arca is not responsible for, nor has it participated in, the determination of the compilation or the calculation of the Underlying Indexes, nor in the determination of the timing of, prices of, or quantities of shares of the Funds to be issued, nor in the determination or calculation of the equation by which the shares are redeemable. NYSE Arca has no obligation or liability to owners of the shares of the Funds in connection with the administration, marketing or trading of the shares of the Funds.

NYSE Arca does not guarantee the accuracy and/or the completeness of the Underlying Indexes or any data included therein. NYSE Arca makes no warranty, express or implied, as to results to be obtained by the Trust on behalf of the Funds as licensee, licensee's customers and counterparties, owners of the shares of the Funds, or any other person or entity from the use of the subject index or any data included therein in connection with the rights licensed as described herein or for any other use. NYSE Arca makes no express or implied warranties and hereby expressly disclaims all warranties of merchantability or fitness for a particular purpose with respect to any Underlying Indexes or any data included therein. Without limiting any of the foregoing, in no event shall NYSE Arca have any liability for any direct, indirect, special, punitive, consequential or any other damages (including lost profits) even if notified of the possibility of such damages.

The past performance of the Underlying Indexes is not a guide to future performance. BFA and its affiliates do not guarantee the accuracy or the completeness of the Underlying Indexes or any data included therein and BFA and its affiliates shall have no liability for any errors, omissions or interruptions therein. BFA and its affiliates make no warranty, express or implied, to the owners of shares of the Funds or to any other person or entity, as to results to be obtained by the Funds from the use of the Underlying Indexes or any data included therein. Without limiting any of the foregoing, in no event shall BFA or its affiliates have any liability for any special, punitive, direct, indirect or consequential damages (including lost profits), even if notified of the possibility of such damages.

Supplemental Information

I. Premium/Discount Information

Each table that follows presents information about the differences between the daily market price on secondary markets for shares of a Fund and the Fund's NAV. NAV is the price at which each Fund issues and redeems shares. It is calculated in accordance with the standard formula for valuing mutual fund shares. The price used to calculate market returns ("Market Price") of each Fund generally is determined using the midpoint between the highest bid and the lowest ask on the primary securities exchange on which shares of such Fund are listed for trading, as of the time that each Fund's NAV is calculated. Each Fund's Market Price may be at, above or below its NAV. The NAV of each Fund will fluctuate with changes in the value of its portfolio holdings. The Market Price of each Fund will fluctuate in accordance with changes in its NAV, as well as market supply and demand.

Premiums or discounts are the differences (expressed as a percentage) between the NAV and Market Price of a Fund on a given day, generally at the time the NAV is calculated. A premium is the amount that a Fund is trading above the reported NAV, expressed as a percentage of the NAV. A discount is the amount that a Fund is trading below the reported NAV, expressed as a percentage of the NAV.

The following information shows the frequency of distributions of premiums and discounts for the Fund for each full calendar quarter of 2017 through September 30, 2018.

Each line in the table shows the number of trading days in which each Fund traded within the premium/discount range indicated.

Premium/discount ranges with no trading days are omitted. The number of trading days in each premium/discount range is also shown as a percentage of the total number of trading days in a period covered by the table. All data presented here represents past performance, which cannot be used to predict future results.

<u>Premium/Discount Range</u>	<u>Number of Days</u>	<u>Percentage of Total Days</u>
iShares Core Conservative Allocation ETF		
Greater than 0.0% and Less than 0.5%	202	46.01%
At NAV	45	10.25
Less than 0.0% and Greater than -0.5%	192	43.74
	<u>439</u>	<u>100.00%</u>

<u>Premium/Discount Range</u>	<u>Number of Days</u>	<u>Percentage of Total Days</u>
iShares Core Moderate Allocation ETF		
Greater than 0.0% and Less than 0.5%	227	51.71%
At NAV	26	5.92
Less than 0.0% and Greater than -0.5%	186	42.37
	<u>439</u>	<u>100.00%</u>

<u>Premium/Discount Range</u>	<u>Number of Days</u>	<u>Percentage of Total Days</u>
iShares Core Growth Allocation ETF		
Greater than 0.0% and Less than 0.5%	255	58.09%
At NAV	31	7.06
Less than 0.0% and Greater than -0.5%	153	34.85
	<u>439</u>	<u>100.00%</u>

<u>Premium/Discount Range</u>	<u>Number of Days</u>	<u>Percentage of Total Days</u>
iShares Core Aggressive Allocation ETF		
Greater than 0.0% and Less than 0.5%	173	39.41%
At NAV	42	9.57
Less than 0.0% and Greater than -0.5%	224	51.02
	<u>439</u>	<u>100.00%</u>

II. Total Return Information

The tables that follow present information about the total returns of each Fund and the Underlying Index as of the fiscal year ended July 31, 2018.

“Average Annual Total Returns” represents the average annual change in value of an investment over the periods indicated. “Cumulative Total Returns” represents the total change in value of an investment over the periods indicated.

Each Fund’s NAV is the value of one share of such Fund as calculated in accordance with the standard formula for valuing mutual fund shares. The NAV return is based on the NAV of each Fund and the market return is based on the Market Price of the Fund. Market Price generally is determined by using the midpoint between the highest bid and the lowest ask on the primary stock exchange on which shares of each Fund are listed for trading, as of the time that such Fund’s NAV is calculated. Since shares of each Fund did not trade in the secondary market until after the Fund’s inception, for the period from inception to the first day of secondary market trading in shares of the Fund, the NAV of the Fund is used as a proxy for the Market Price to calculate market returns. Market and NAV returns assume that dividends and capital gain distributions have been reinvested in each Fund at Market Price and NAV, respectively.

An index is a financial calculation, based on a grouping of financial instruments, that is not an investment product and that tracks a specified financial market or sector. Unlike each Fund, each Underlying Index does not actually hold a portfolio of securities and therefore does not incur the expenses incurred by the Fund. These expenses negatively impact the performance of each Fund. Also, market returns do not include brokerage commissions and other charges that may be payable on secondary market transactions. If brokerage commissions were included, market returns would be lower. The returns shown in the following tables do not reflect the deduction of taxes that a shareholder would pay on Fund distributions or the redemption or sale of Fund shares. The investment return and principal value of shares of each Fund will vary with changes in market conditions. Shares of each Fund may be worth more or less than their original cost when they are redeemed or sold in the market. Each Fund’s past performance is no guarantee of future results.

Performance as of July 31, 2018

iShares Core Conservative Allocation ETF

	Average Annual Total Returns			Cumulative Total Returns		
	NAV	MARKET	INDEX	NAV	MARKET	INDEX
1 Year	3.05%	3.08%	3.15%	3.05%	3.08%	3.15%
5 Years	4.17%	4.16%	4.26%	22.65%	22.61%	23.18%
Since Inception*	5.37%	5.36%	5.45%	66.39%	66.31%	67.66%

* Total returns for the period since inception are calculated from the inception date of the Fund (11/4/08). The first day of secondary market trading in shares of the Fund was 11/7/08.

iShares Core Moderate Allocation ETF

	Average Annual Total Returns			Cumulative Total Returns		
	NAV	MARKET	INDEX	NAV	MARKET	INDEX
1 Year	4.24%	4.10%	4.30%	4.24%	4.10%	4.30%
5 Years	5.13%	5.10%	5.22%	28.40%	28.25%	28.98%
Since Inception*	6.40%	6.39%	6.49%	82.93%	82.81%	84.56%

* Total returns for the period since inception are calculated from the inception date of the Fund (11/4/08). The first day of secondary market trading in shares of the Fund was 11/7/08.

iShares Core Growth Allocation ETF

	Average Annual Total Returns			Cumulative Total Returns		
	NAV	MARKET	INDEX	NAV	MARKET	INDEX
1 Year	6.53%	6.51%	6.59%	6.53%	6.51%	6.59%
5 Years	7.00%	7.01%	7.11%	40.29%	40.31%	40.98%
Since Inception*	8.43%	8.43%	8.53%	119.94%	119.97%	122.01%

* Total returns for the period since inception are calculated from the inception date of the Fund (11/4/08). The first day of secondary market trading in shares of the Fund was 11/7/08.

iShares Core Aggressive Allocation ETF

	Average Annual Total Returns			Cumulative Total Returns		
	NAV	MARKET	INDEX	NAV	MARKET	INDEX
1 Year	8.84%	8.73%	8.87%	8.84%	8.73%	8.87%
5 Years	8.53%	8.50%	8.64%	50.55%	50.35%	51.36%
Since Inception*	10.55%	10.54%	10.67%	165.57%	165.38%	168.51%

* Total returns for the period since inception are calculated from the inception date of the Fund (11/4/08). The first day of secondary market trading in shares of the Fund was 11/7/08.

[THIS PAGE INTENTIONALLY LEFT BLANK]

[THIS PAGE INTENTIONALLY LEFT BLANK]

For more information visit www.iShares.com or call 1-800-474-2737

Copies of the Prospectus, SAI and recent shareholder reports can be found on our website at www.iShares.com. For more information about the Funds, you may request a copy of the SAI. The SAI provides detailed information about the Funds and is incorporated by reference into this Prospectus. This means that the SAI, for legal purposes, is a part of this Prospectus.

Additional information about each Fund's investments is available in the Fund's Annual and Semi-Annual Reports to shareholders. In the Fund's Annual Report, you will find a discussion of the market conditions and investment strategies that significantly affected the Fund's performance during the last fiscal year.

If you have any questions about the Trust or shares of the Funds or you wish to obtain the SAI, Semi-Annual or Annual Report free of charge, please:

Call: 1-800-iShares or 1-800-474-2737 (toll free)
Monday through Friday, 8:30 a.m. to 6:30 p.m. (Eastern time)
Email: iSharesETFs@blackrock.com
Write: c/o BlackRock Investments, LLC
1 University Square Drive, Princeton, NJ 08540

Reports and other information about the Funds are available on the EDGAR database on the SEC's website at www.sec.gov, and copies of this information may be obtained, after paying a duplicating fee, by electronic request at the following e-mail address: publicinfo@sec.gov.

No person is authorized to give any information or to make any representations about each Fund and its shares not contained in this Prospectus and you should not rely on any other information. Read and keep this Prospectus for future reference.

©2018 BlackRock, Inc. All rights reserved. **ISHARES** and **BLACKROCK** are registered trademarks of BFA and its affiliates. All other marks are the property of their respective owners.

Investment Company Act File No.: 811-09729

IS-P-ALLO-1118

Go paperless. . .
It's Easy, Economical and Green!
Go to www.icdelivery.com



BLACKROCK[®]