

IEI

## iShares 3-7 Year Treasury Bond ETF

Fact Sheet as of 09/30/2017

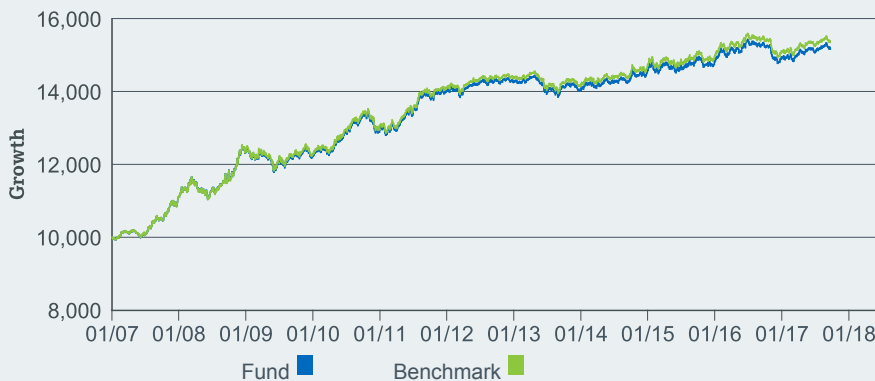
iShares®  
by BLACKROCK®

The iShares 3-7 Year Treasury Bond ETF seeks to track the investment results of an index composed of U.S. Treasury bonds with remaining maturities between three and seven years.

## WHY IEI?

- 1 Exposure to intermediate-term U.S. Treasury bonds
- 2 Targeted access to a specific segment of the U.S. Treasury market
- 3 Use to customize your exposure to Treasuries

## GROWTH OF 10,000 USD SINCE INCEPTION



The Hypothetical Growth of \$10,000 chart reflects a hypothetical \$10,000 investment and assumes reinvestment of dividends and capital gains. Fund expenses, including management fees and other expenses were deducted.

## PERFORMANCE

	1 Year	3 Year	5 Year	10 Year	Since Inception
<b>NAV</b>	-0.98%	2.00%	1.15%	3.73%	3.95%
<b>Market Price</b>	-1.03%	1.98%	1.14%	3.72%	3.95%
<b>Benchmark</b>	-0.88%	2.11%	1.25%	3.85%	4.07%

The performance quoted represents past performance and does not guarantee future results. Investment return and principal value of an investment will fluctuate so that an investor's shares, when sold or redeemed, may be worth more or less than the original cost. Current performance may be lower or higher than the performance quoted. Performance data current to the most recent month end may be obtained by visiting [www.iShares.com](http://www.iShares.com) or [www.blackrock.com](http://www.blackrock.com).

Market returns are based upon the midpoint of the bid/ask spread at 4:00 p.m. eastern time (when NAV is normally determined for most ETFs), and do not represent the returns you would receive if you traded shares at other times.

## RISK PROFILE

Lower Risk/Reward  Higher Risk/Reward

Based on the 1 year standard deviation of the fund. Standard deviation measures how dispersed returns are around the average. A higher standard deviation indicates that returns are spread out over a larger range of values and thus, more volatile or risky. Each increment on the scale above represents a 5% range of standard deviation except for the last segment which is >20%.

## KEY FACTS

Fund Launch Date	01/05/2007
Expense Ratio	0.15%
Benchmark	ICE U.S. Treasury 3-7 Year Bond Index
30 Day SEC Yield	1.63%
Number of Holdings	65
Net Assets of Share Class	\$8,163,755,440

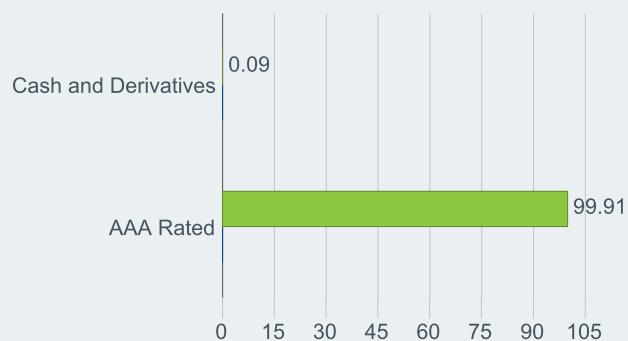
Ticker	IEI
CUSIP	464288661
Exchange	NASDAQ

## TOP HOLDINGS (%)

TREASURY NOTE	11.04
TREASURY NOTE	7.66
TREASURY NOTE	6.84
TREASURY NOTE	5.86
TREASURY NOTE	5.27
TREASURY NOTE	5.16
TREASURY NOTE	4.86
TREASURY NOTE	4.34
TREASURY NOTE	3.51
TREASURY NOTE	3.38
	<hr/> 57.92

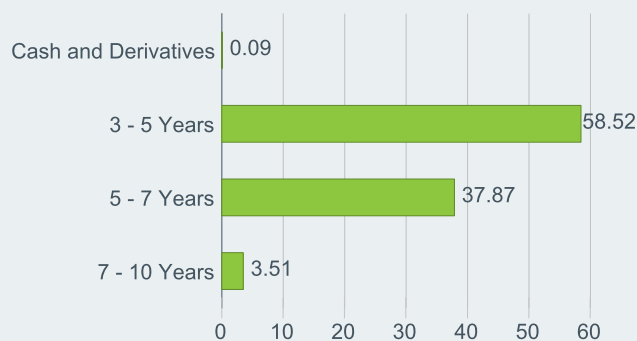
Holdings are subject to change.

## CREDIT RATINGS BREAKDOWN (%)



Credit quality ratings on underlying securities of the fund are received from S&P, Moody's and Fitch and converted to the equivalent S&P major rating category. This breakdown is provided by BlackRock and takes the median rating of the three agencies when all three agencies rate a security the lower of the two ratings if only two agencies rate a security and one rating if that is all that is provided. Unrated securities do not necessarily indicate low quality. Below investment-grade is represented by a rating of BB and below. Ratings and portfolio credit quality may change over time.

## MATURITY BREAKDOWN (%)



## FEES AND EXPENSES BREAKDOWN

Expense Ratio	0.15%
Management Fee	0.15%
Acquired Fund Fees and Expenses	0.00%
Foreign Taxes and Other Expenses	0.00%

## FUND CHARACTERISTICS

Weighted Average Maturity	4.80 yrs
Standard Deviation (3yrs)	2.94%
Effective Duration	4.50

## GLOSSARY

**Weighted Average Maturity** is the length of time until the average security in the fund will mature or be redeemed by its issuer. It indicates a fixed income fund's sensitivity to interest rate changes. Longer average weighted maturity implies greater volatility in response to interest rate changes.

**Effective Duration** is a measure of the potential responsiveness of a bond or portfolio price to small parallel shifts in interest rates. Effective Duration takes into account the possible changes in expected bond cash flows due to small parallel shifts in interest rates.

**Want to learn more?** [www.iShares.com](http://www.iShares.com)  [www.blackrockblog.com](http://www.blackrockblog.com)  @iShares

**Carefully consider the Fund's investment objectives, risk factors, and charges and expenses before investing. This and other information can be found in the Fund's prospectus, and if available, summary prospectus, which may be obtained by calling 1-800-iShares (1-800-474-2737) or by visiting [www.iShares.com](http://www.iShares.com) or [www.blackrock.com](http://www.blackrock.com). Read the prospectus carefully before investing.**

**Investing involves risk, including possible loss of principal.**

Fixed income risks include interest-rate and credit risk. Typically, when interest rates rise, there is a corresponding decline in bond values. Credit risk refers to the possibility that the bond issuer will not be able to make principal and interest payments.

An investment in the fund(s) is not insured or guaranteed by the Federal Deposit Insurance Corporation or any other government agency.

Diversification may not protect against market risk or loss of principal. Shares of iShares Funds are bought and sold at market price (not NAV) and are not individually redeemed from the Fund. Brokerage commissions will reduce returns.

**Index returns are for illustrative purposes only. Index performance returns do not reflect any management fees, transaction costs or expenses. Indexes are unmanaged and one cannot invest directly in an index. Past performance does not guarantee future results.**

"Acquired Fund Fees and Expenses" reflect the Fund's pro rata share of the indirect fees and expenses incurred by investing in one or more acquired funds, such as mutual funds, business development companies, or other pooled investment vehicles. AFFE are reflected in the prices of the acquired funds and thus included in the total returns of the Fund.

The iShares Funds are distributed by BlackRock Investments, LLC (together with its affiliates, "BlackRock").

The iShares Funds are not sponsored, endorsed, issued, sold or promoted by S&P Dow Jones Indices LLC, nor does this company make any representation regarding the advisability of investing in the Funds. BlackRock is not affiliated with S&P Dow Jones Indices LLC.

The iShares Funds are not sponsored, endorsed, issued, sold or promoted by Barclays or Bloomberg Finance L.P., nor do these companies make any representation regarding the advisability of investing in the Funds. BlackRock is not affiliated with the companies listed above.

©2017 BlackRock. All rights reserved. **iSHARES**, **iBONDS** and **BLACKROCK** are registered trademarks of BlackRock Inc, or its subsidiaries. All other marks are the property of their respective owners.

FOR MORE INFORMATION, VISIT [WWW.ISHARES.COM](http://WWW.ISHARES.COM) OR CALL 1-800 ISHARES (1-800-474-2737)

iS-17444-0116

iS-IEI-F0917

**BLACKROCK®**

**Not FDIC Insured - No Bank Guarantee - May Lose Value**