



**iShares MSCI Japan GBP Hedged UCITS
ETF (Acc)
British Pound (Accumulating)
iShares V plc**

March 2026

Performance, Portfolio Breakdowns and Net Asset information as at: 31-Mar-2026. All other data as at 14-Apr-2026.

This document is marketing material. For Investors in the UK. Investors should read the KIID/PRIIPs document and prospectus prior to investing, and should refer to the prospectus for the funds full list of risks.

FUND OVERVIEW

The Fund seeks to track the performance of an index composed of Japanese companies which also hedges JPY currency in the index back to GBP on a monthly basis.

KEY BENEFITS

1. Diversified exposure to Japanese companies
2. Direct investment in Japanese companies
3. Single country exposure and JPY exposure hedged back to GBP monthly


RISK INDICATOR

Lower Risk

Potentially Lower Rewards

Higher Risk

Potentially Higher Rewards



CAPITAL AT RISK: The value of investments and the income from them can fall as well as rise and are not guaranteed. Investors may not get back the amount originally invested.

KEY RISKS:

- Investment risk is concentrated in specific sectors, countries, currencies or companies. This means the Fund is more sensitive to any localised economic, market, political, sustainability-related or regulatory events.
- The value of equities and equity-related securities can be affected by daily stock market movements. Other influential factors include political, economic news, company earnings and significant corporate events.
- Counterparty Risk: The insolvency of any institutions providing services such as safekeeping of assets or acting as counterparty to derivatives or other instruments, may expose the Fund to financial loss.
- Currency hedging may not completely eliminate currency risk in the Fund, and may affect the performance of the Fund.

Product Information

ISIN : IE00B7XYN974
Share Class Launch Date : 31-Jul-2012
Share Class Currency : GBP
Total Expense Ratio : 0.64%
Use of Income : Accumulating
Net Assets of Share Class (M) : 149.03 GBP

KEY FACTS

Asset Class : Equity
Benchmark : MSCI Developed - Japan - 100% GBP NET Hedged Index
Fund Launch Date : 31-Jul-2012
Fund Base Currency : GBP
Net Assets of Fund (M) : 149.03 GBP
SFDR Classification : Other
Domicile : Ireland
Methodology : Sampled
Issuing Company : iShares V plc
Product Structure : Physical
ISA Eligibility : Yes
SIPP Available : Yes
UK Reporting Status : Yes

PORTFOLIO CHARACTERISTICS

Price to Book Ratio : 1.91x
Price to Earnings Ratio : 18.83x
3y Beta : 1.00
Number of Holdings : 178

Please refer to the Glossary for more details.

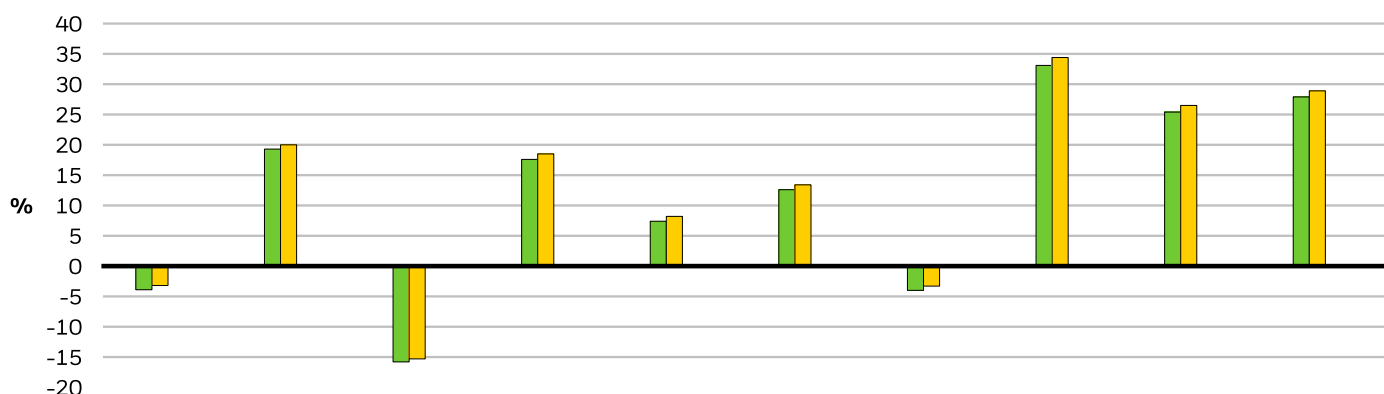
iShares MSCI Japan GBP Hedged UCITS ETF (Acc)

British Pound (Accumulating)

iShares V plc

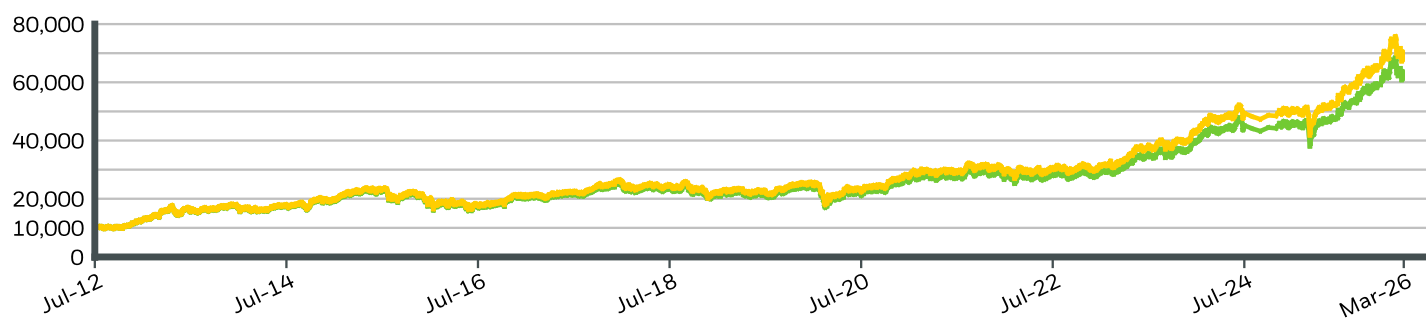


CALENDAR YEAR PERFORMANCE



	2016	2017	2018	2019	2020	2021	2022	2023	2024	2025
Share Class	-3.90	19.25	-15.84	17.63	7.43	12.64	-3.96	33.10	25.35	27.93
Benchmark	-3.20	19.98	-15.30	18.48	8.24	13.37	-3.31	34.35	26.50	28.85

GROWTH OF HYPOTHETICAL 10,000 GBP SINCE INCEPTION



CUMULATIVE & ANNUALISED PERFORMANCE

	CUMULATIVE (%)					ANNUALISED (% p.a.)		
	1m	3m	6m	YTD	1y	3y	5y	Since Inception
Share Class	-10.59	3.55	14.10	3.55	37.55	27.00	17.12	14.18
Benchmark	-10.51	3.74	14.54	3.74	38.48	28.05	18.05	15.03

The figures shown relate to past performance. Past performance is not a reliable indicator of current or future performance and should not be the sole factor of consideration when selecting a product or strategy. Share Class and Benchmark performance displayed in GBP, hedged share class benchmark performance is displayed in GBP. Performance is shown on a Net Asset Value (NAV) basis, with gross income reinvested where applicable. The return of your investment may increase or decrease as a result of currency fluctuations if your investment is made in a currency other than that used in the past performance calculation. **Source:** BlackRock

- Share Class iShares MSCI Japan GBP Hedged UCITS ETF (Acc) British Pound (Accumulating)
- Benchmark MSCI Developed - Japan - 100% GBP NET Hedged Index

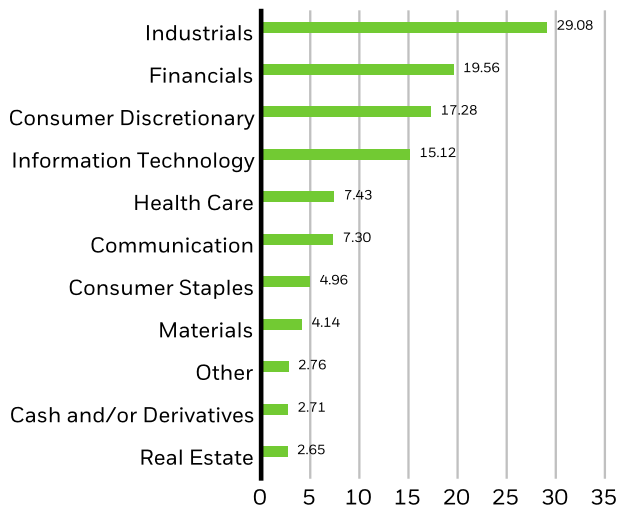
iShares MSCI Japan GBP Hedged UCITS ETF (Acc) British Pound (Accumulating) iShares V plc

Top 10 Holdings

GBP CASH	11.48%
TOYOTA MOTOR CORP	4.06%
MITSUBISHI UFJ FINANCIAL GROUP INC	3.97%
HITACHI LTD	2.77%
SONY GROUP CORP	2.67%
SUMITOMO MITSUI FINANCIAL GROUP IN	2.48%
MITSUBISHI CORP	2.32%
TOKYO ELECTRON LTD	2.26%
ADVANTEST CORP	2.11%
MIZUHO FINANCIAL GROUP INC	2.05%
Total of Portfolio	36.17%

Holdings are subject to change.

SECTOR BREAKDOWN (%)



Allocations are subject to change. **Source:** BlackRock

TRADING INFORMATION

Exchange	London Stock Exchange
Ticker	IJPH
Bloomberg Ticker	IJPH LN
RIC	IJPH.L
SEDOL	B7XYN97
Listing Currency	GBP

iShares MSCI Japan GBP Hedged UCITS ETF (Acc) British Pound (Accumulating) iShares V plc

iShares
by BlackRock

GLOSSARY

SFDR Classification: Article 8: Products that promote environmental or social characteristics and promote good governance practices.

Article 9: Products that have sustainable investments as an objective and follow good governance practices. **Other:** Products that do not meet the criteria to be classified as Article 8 or 9.

Price to Earnings: A valuation ratio of a company's current share price compared to its per-share earnings in the current forecast year, calculated as current share price divided by current earnings per share.

Price to Book Ratio: represents the ratio of the current closing price of the share to the latest quarter's book value per share.

IMPORTANT INFORMATION:

In the European Economic Area (EEA): this is Issued by BlackRock (Netherlands) B.V. is authorised and regulated by the Netherlands Authority for the Financial Markets. Registered office Amstelplein 1, 1096 HA, Amsterdam, Tel: 020 – 549 5200, Tel: 31-20-549-5200. Trade Register No. 17068311 For your protection telephone calls are usually recorded. For Ireland and only in relation to Per Se Professionals and/or Eligible Counterparties (i.e., Professional Investors), this may also be issued by BlackRock Investment Management (UK) Limited, authorised and regulated by the Financial Conduct Authority. Registered office: 12 Throgmorton Avenue, London, EC2N 2DL. Tel: + 44 (0)20 7743 3000. Registered in England and Wales No. 02020394. For your protection telephone calls are usually recorded. Please refer to the Financial Conduct Authority website for a list of authorised activities conducted by BlackRock.

In the UK and Non-European Economic Area (EEA) countries (excluding Switzerland): this is Issued by BlackRock Investment Management (UK) Limited, authorised and regulated by the Financial Conduct Authority. Registered office: 12 Throgmorton Avenue, London, EC2N 2DL. Tel: + 44 (0)20 7743 3000. Registered in England and Wales No. 02020394. For your protection telephone calls are usually recorded. Please refer to the Financial Conduct Authority website for a list of authorised activities conducted by BlackRock.

This is Marketing Material. iShares plc, iShares II plc, iShares III plc, iShares IV plc, iShares V plc, iShares VI plc and iShares VII plc (together 'the Companies') are open-ended investment companies with variable capital having segregated liability between their funds organised under the laws of Ireland and authorised by the Central Bank of Ireland. The Prospectus (Available in French, German, Polish and English Languages) Key Investor Information document (UK only), PRIIPs KID and further information about the Fund and the Share Class, such as details of the key underlying investments of the Share Class and share prices, is available on the iShares website at www.ishares.com or by calling +44 (0)845 357 7000 or from your broker or financial adviser. The indicative intra-day net asset value of the Share Class is available at <http://deutsche-boerse.com> and/or <http://www.reuters.com>. A UCITS ETF's units / shares that have been acquired on the secondary market cannot usually be sold directly back to the UCITS ETF itself. Investors who are not Authorised Participants must buy and sell shares on a secondary market with the assistance of an intermediary (e.g. a stockbroker) and may incur fees and additional taxes in doing so. In addition, as the market price at which the Shares are traded on the secondary market may differ from the Net Asset Value per Share, investors may pay more than the then current Net Asset Value per Share when buying shares and may receive less than the current Net Asset Value per Share when selling them. UCITS HAVE NO GUARANTEED RETURN AND PAST PERFORMANCE DOES NOT GUARANTEE THE FUTURE ONES

This document is marketing material and will expire 12 months after issue

This document is not, and under no circumstances is to be construed as an advertisement or any other step in furtherance of a public offering of shares in the United States or Canada. This document is not aimed at persons who are resident in the United States, Canada or any province or territory thereof, where the companies/securities are not authorised or registered for distribution and where no prospectus has been filed with any securities commission or regulatory authority. The companies/securities may not be acquired or owned by, or acquired with the assets of, an ERISA Plan.

Any research in this document has been procured and may have been acted on by BlackRock for its own purpose. The results of such research are being made available only incidentally. The views expressed do not constitute investment or any other advice and are subject to change. They do not necessarily reflect the views of any company in the BlackRock Group or any part thereof and no assurances are made as to their accuracy

This document is for information purposes only and does not constitute an offer or invitation to anyone to invest in any BlackRock funds and has not been prepared in connection with any such offer.

© 2026 BlackRock, Inc. All Rights reserved. BLACKROCK, BLACKROCK SOLUTIONS, and iSHARES are trademarks of BlackRock, Inc. or its affiliates All other trademarks are those of their respective owners