

**ACTIVE****IART**

# iShares AI Innovation Active UCITS ETF

## U.S. Dollar (Accumulating)

### iShares III plc

**iShares**  
by BlackRock

**April 2026**

**Performance, Portfolio Breakdowns and Net Asset information as at: 30-Apr-2026. All other data as at 08-May-2026.**

**This document is marketing material.** For Investors in the UK. Investors should read the KIID/PRIIPs document and prospectus prior to investing, and should refer to the prospectus for the funds full list of risks.

#### FUND OVERVIEW

The investment objective of the Fund is to generate long term capital growth by investing globally in companies whose predominant economic activity is the advancement, development, and use of artificial intelligence ("AI") technology.

#### RISK INDICATOR

##### Lower Risk

Potentially Lower Rewards

##### Higher Risk

Potentially Higher Rewards



**CAPITAL AT RISK:** The value of investments and the income from them can fall as well as rise and are not guaranteed. Investors may not get back the amount originally invested.

#### KEY RISKS:

- Investment risk is concentrated in specific sectors, countries, currencies or companies. This means the Fund is more sensitive to any localised economic, market, political, sustainability-related or regulatory events.
- The value of equities and equity-related securities can be affected by daily stock market movements. Other influential factors include political, economic news, company earnings and significant corporate events.
- The Fund seeks to exclude companies engaging in certain activities inconsistent with ESG criteria. Such ESG screening may reduce the potential investment universe and this may adversely affect the value of the Fund's investments compared to a fund without such screening.
- Companies in AI-related businesses will be subject to risks associated with developing technology and will face intense competition which may have an adverse effect on profit margins. It is likely that these companies will also rely heavily on Patents and other proprietary rights and any loss of, or limitation on their ability to enforce, such proprietary rights in the future could have a material adverse effect on their profitability. Certain AI technology features may also increase the risk of fraud or cyberattack.
- Counterparty Risk: The insolvency of any institutions providing services such as safekeeping of assets or acting as counterparty to derivatives or other instruments, may expose the Share Class to financial loss.

#### Product Information

**ISIN :** IE000G0E83X3

**Share Class Launch Date :** 16-Jan-2025

**Share Class Currency :** USD

**Total Expense Ratio :** 0.73%

**Use of Income :** Accumulating

**Net Assets of Share Class (M) :** 218.52 USD

#### KEY FACTS

**Constraint<sup>1</sup> :** Morningstar Global Artificial Intelligence Select Index (Net)

**Comparator<sup>2</sup> :** MSCI All Country World Index (Net)

**Asset Class :** Equity

**Fund Launch Date :** 16-Jan-2025

**Net Assets of Fund (M) :** 218.52 USD

**SFDR Classification :** Article 8

**Domicile :** Ireland

**Issuing Company :** iShares III plc

**ISA Eligibility :** Yes

**SIPP Available :** Yes

**UK Reporting Status :** Yes

#### PORTFOLIO CHARACTERISTICS

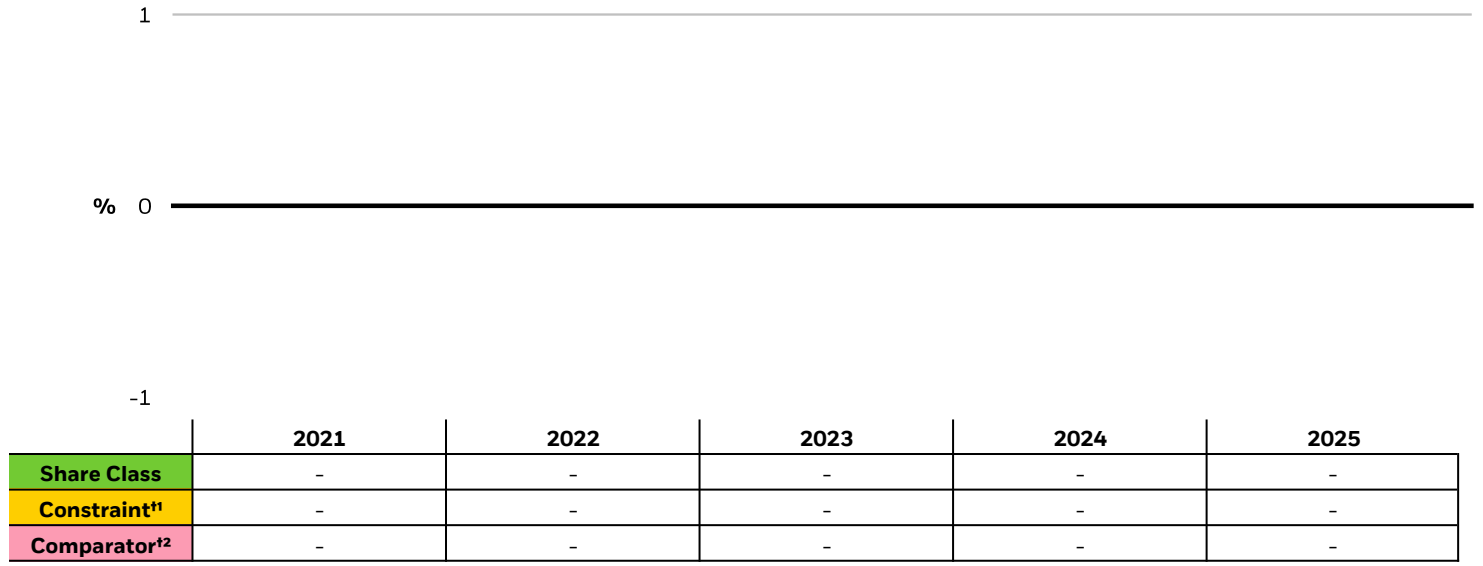
**Price to Book Ratio :** 10.75x

**Price to Earnings Ratio :** 56.36x

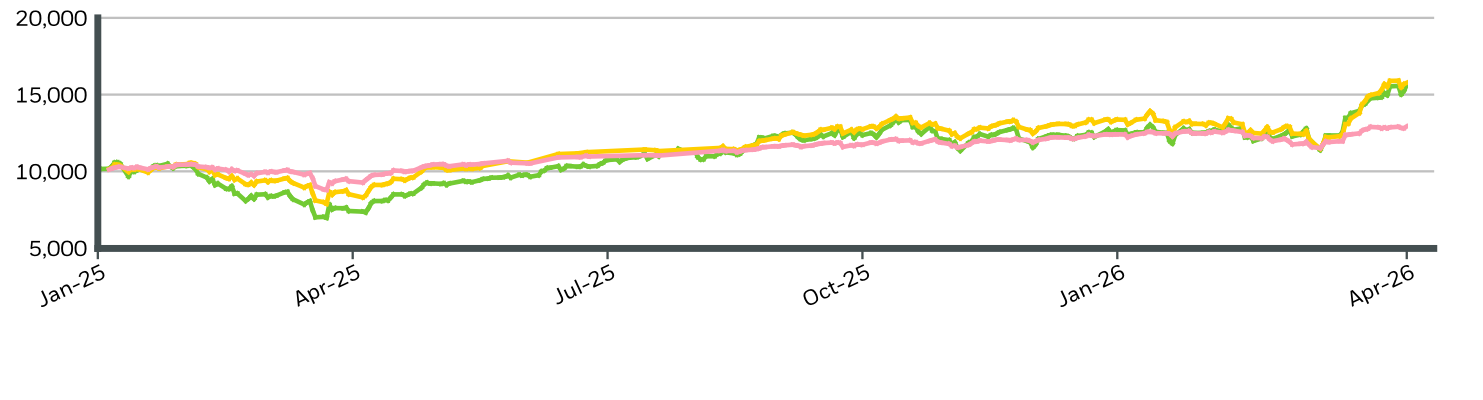
**Number of Holdings :** 42

Please refer to the Glossary for more details.

**CALENDAR YEAR PERFORMANCE**



**GROWTH OF HYPOTHETICAL 10,000 USD SINCE INCEPTION**



**CUMULATIVE & ANNUALISED PERFORMANCE**

	CUMULATIVE (%)					ANNUALISED (% p.a.)		
	1m	3m	6m	YTD	1y	3y	5y	Since Inception
Share Class	32.85	24.30	17.19	28.74	92.86	-	-	41.40
Constraint <sup>†1</sup>	33.78	18.31	17.24	21.69	71.36	-	-	42.40
Comparator <sup>†2</sup>	10.17	3.58	7.75	6.65	31.00	-	-	22.06

**The figures shown relate to past performance. Past performance is not a reliable indicator of current or future performance and should not be the sole factor of consideration when selecting a product or strategy.** Share Class and Benchmark performance displayed in USD, hedged share class benchmark performance is displayed in USD. Performance is shown on a Net Asset Value (NAV) basis, with gross income reinvested where applicable. The return of your investment may increase or decrease as a result of currency fluctuations if your investment is made in a currency other than that used in the past performance calculation. **Source:** BlackRock

- Share Class iShares AI Innovation Active UCITS ETF U.S. Dollar (Accumulating)
- Constraint<sup>†1</sup> Morningstar Global Artificial Intelligence Select Index (Net)
- Comparator<sup>†2</sup> MSCI All Country World Index (Net)

# iShares AI Innovation Active UCITS ETF

## U.S. Dollar (Accumulating)

### iShares III plc

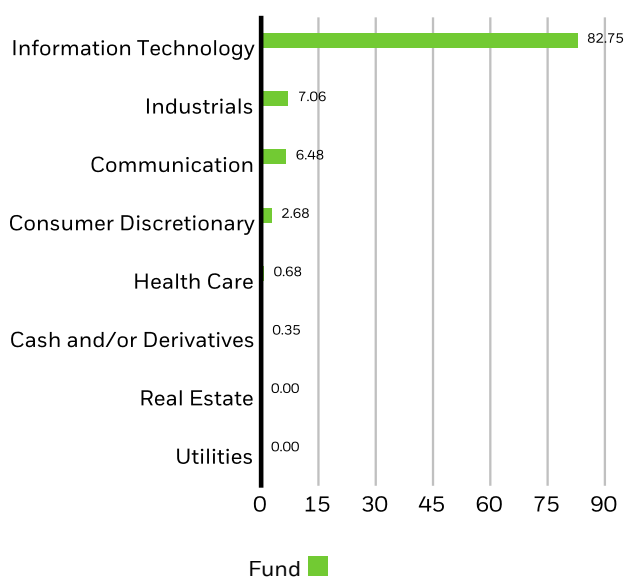
#### Top 10 Holdings

BROADCOM INC	5.97%
NVIDIA CORP	5.46%
SK HYNIX INC	5.02%
TAIWAN SEMICONDUCTOR MANUFACTURING	4.62%
TOWER SEMICONDUCTOR LTD	4.27%
ALPHABET INC CLASS A	4.12%
LAM RESEARCH CORP	4.00%
ADVANCED MICRO DEVICES INC	3.81%
LUMENTUM HOLDINGS INC	3.53%
MICRON TECHNOLOGY INC	3.17%

**Total of Portfolio** **43.97%**

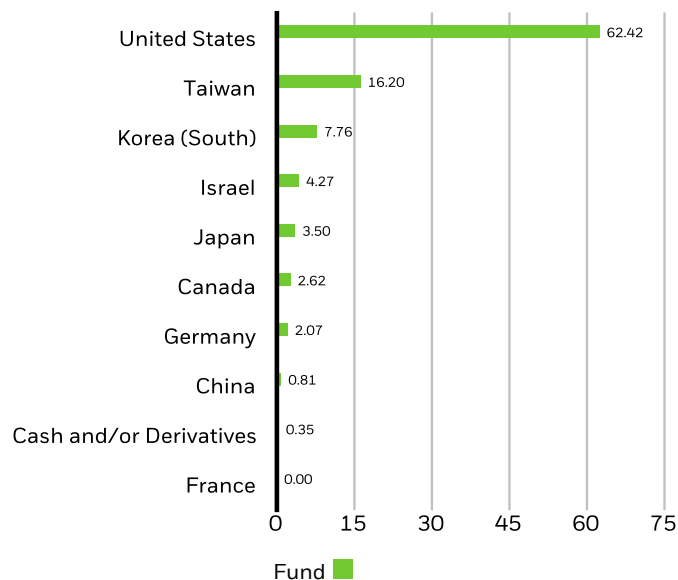
Holdings are subject to change.

#### SECTOR BREAKDOWN (%)



Allocations are subject to change. **Source:** BlackRock

#### GEOGRAPHIC BREAKDOWN (%)



Geographic exposure relates principally to the domicile of the issuers of the securities held in the product, added together and then expressed as a percentage of the product's total holdings. However, in some instances it can reflect the location where the issuer of the securities carries out much of their business.

#### TRADING INFORMATION

Exchange	London Stock Exchange	Euronext Amsterdam	Xetra
Ticker	IART	IART	IART
Bloomberg Ticker	IART LN	IART NA	IART GY
RIC	ISIART.L	IAR.AS	IARTG.DE
SEDOL	BPBKXC6	BSWXWJ5	BSWXWV7
Listing Currency	GBP	USD	EUR

This product is also listed on: Nyse Euronext - Euronext Paris, Santiago Stock Exchange, Borsa Italiana, SIX Swiss Exchange

# iShares AI Innovation Active UCITS ETF

## U.S. Dollar (Accumulating)

### iShares III plc

**iShares**  
by BlackRock

#### GLOSSARY

**SFDR Classification: Article 8:** Products that promote environmental or social characteristics and promote good governance practices.

**Article 9:** Products that have sustainable investments as an objective and follow good governance practices. **Other:** Products that do not meet the criteria to be classified as Article 8 or 9.

**Price to Earnings:** A valuation ratio of a company's current share price compared to its per-share earnings in the current forecast year, calculated as current share price divided by current earnings per share.

**Price to Book Ratio:** represents the ratio of the current closing price of the share to the latest quarter's book value per share.

#### IMPORTANT INFORMATION:

**In the European Economic Area (EEA):** this is Issued by BlackRock (Netherlands) B.V. is authorised and regulated by the Netherlands Authority for the Financial Markets. Registered office Amstelplein 1, 1096 HA, Amsterdam, Tel: 020 – 549 5200, Tel: 31-20-549-5200. Trade Register No. 17068311 For your protection telephone calls are usually recorded. For Ireland and only in relation to Per Se Professionals and/or Eligible Counterparties (i.e., Professional Investors), this may also be issued by BlackRock Investment Management (UK) Limited, authorised and regulated by the Financial Conduct Authority. Registered office: 12 Throgmorton Avenue, London, EC2N 2DL. Tel: + 44 (0)20 7743 3000. Registered in England and Wales No. 02020394. For your protection telephone calls are usually recorded. Please refer to the Financial Conduct Authority website for a list of authorised activities conducted by BlackRock.

**In the UK and Non-European Economic Area (EEA) countries (excluding Switzerland):** this is Issued by BlackRock Investment Management (UK) Limited, authorised and regulated by the Financial Conduct Authority. Registered office: 12 Throgmorton Avenue, London, EC2N 2DL. Tel: + 44 (0)20 7743 3000. Registered in England and Wales No. 02020394. For your protection telephone calls are usually recorded. Please refer to the Financial Conduct Authority website for a list of authorised activities conducted by BlackRock.

This is Marketing Material. iShares plc, iShares II plc, iShares III plc, iShares IV plc, iShares V plc, iShares VI plc and iShares VII plc (together 'the Companies') are open-ended investment companies with variable capital having segregated liability between their funds organised under the laws of Ireland and authorised by the Central Bank of Ireland. The Prospectus (Available in French, German, Polish and English Languages) Key Investor Information document (UK only), PRIIPs KID and further information about the Fund and the Share Class, such as details of the key underlying investments of the Share Class and share prices, is available on the iShares website at [www.ishares.com](http://www.ishares.com) or by calling +44 (0)845 357 7000 or from your broker or financial adviser. The indicative intra-day net asset value of the Share Class is available at <http://deutsche-boerse.com> and/or <http://www.reuters.com>. A UCITS ETF's units / shares that have been acquired on the secondary market cannot usually be sold directly back to the UCITS ETF itself. Investors who are not Authorised Participants must buy and sell shares on a secondary market with the assistance of an intermediary (e.g. a stockbroker) and may incur fees and additional taxes in doing so. In addition, as the market price at which the Shares are traded on the secondary market may differ from the Net Asset Value per Share, investors may pay more than the then current Net Asset Value per Share when buying shares and may receive less than the current Net Asset Value per Share when selling them. UCITS HAVE NO GUARANTEED RETURN AND PAST PERFORMANCE DOES NOT GUARANTEE THE FUTURE ONES

#### This document is marketing material and will expire 12 months after issue

This document is not, and under no circumstances is to be construed as an advertisement or any other step in furtherance of a public offering of shares in the United States or Canada. This document is not aimed at persons who are resident in the United States, Canada or any province or territory thereof, where the companies/securities are not authorised or registered for distribution and where no prospectus has been filed with any securities commission or regulatory authority. The companies/securities may not be acquired or owned by, or acquired with the assets of, an ERISA Plan.

Any research in this document has been procured and may have been acted on by BlackRock for its own purpose. The results of such research are being made available only incidentally. The views expressed do not constitute investment or any other advice and are subject to change. They do not necessarily reflect the views of any company in the BlackRock Group or any part thereof and no assurances are made as to their accuracy

This document is for information purposes only and does not constitute an offer or invitation to anyone to invest in any BlackRock funds and has not been prepared in connection with any such offer.

© 2026 BlackRock, Inc. All Rights reserved. BLACKROCK, BLACKROCK SOLUTIONS, and iSHARES are trademarks of BlackRock, Inc. or its affiliates All other trademarks are those of their respective owners