

# iShares MSCI EM IMI ESG Screened UCITS ETF USD (Acc)

## December Factsheet

Unless otherwise stated, Performance, Portfolio Breakdowns and Net Assets information as at: 31-Dec-2022

All other data as at 06-Jan-2023

This document is marketing material. For Investors in Switzerland. Investors should read the Key Investor Information Document and Prospectus prior to investing.

The fund seeks to track the performance of an index composed of emerging markets companies. The index screens out companies associated with controversial weapons, nuclear weapons, tobacco, thermal coal, oil sands, civilian firearms and those violating United Nations Global Compact principles.

### KEY BENEFITS

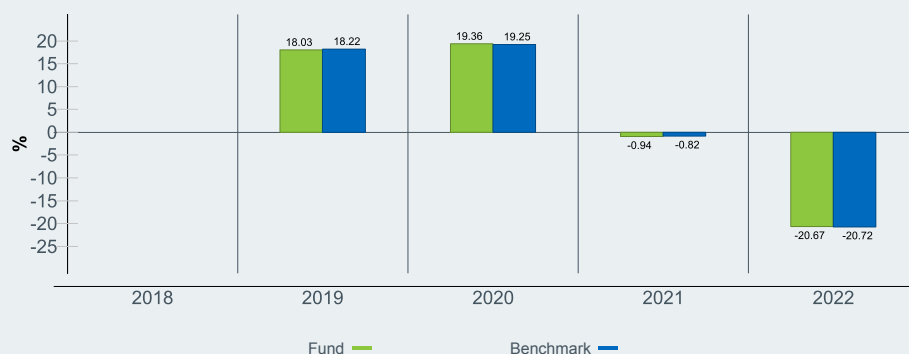
- 1 Screens out exposure to Controversial Weapons, Nuclear Weapons, Tobacco, Thermal Coal, Oil Sands, UN Global Compact violators and Civilian Firearms.
- 2 Equivalent cost to the corresponding iShares Core exposure.
- 3 Designed for investors looking to screen out controversial business areas while maintaining a risk profile similar to traditional benchmarks.

**Key Risks: Important Information:** The value of your investment and the income from it will vary and your initial investment amount cannot be guaranteed. The value of equities and equity-related securities can be affected by daily stock market movements.

### GROWTH OF 10,000 USD SINCE INCEPTION



### COMPLETE TWELVE MONTH PERFORMANCE PERIODS (% USD)



The figures shown relate to past performance. Past performance is not a reliable indicator of future results and should not be the sole factor of consideration when selecting a product or strategy. Share Class and Benchmark performance displayed in USD, hedged fund benchmark performance is displayed in USD. Performance is shown on a Net Asset Value (NAV) basis, with gross income reinvested where applicable. Performance data is based on the net asset value (NAV) of the ETF which may not be the same as the market price of the ETF. Individual shareholders may realize returns that are different to the NAV performance. The return of your investment may increase or decrease as a result of currency fluctuations if your investment is made in a currency other than that used in the past performance calculation. **Source:** BlackRock

**Capital at risk.** All financial investments involve an element of risk. Therefore, the value of your investment and the income from it will vary and your initial investment amount cannot be guaranteed.

### KEY FACTS

|                         |                                |
|-------------------------|--------------------------------|
| Asset Class             | Equity                         |
| Fund Base Currency      | USD                            |
| Share Class Currency    | USD                            |
| Fund Launch Date        | 19-Oct-2018                    |
| Share Class Launch Date | 19-Oct-2018                    |
| Benchmark               | MSCI EM IMI ESG Screened Index |
| Valor                   | 43669847                       |
| ISIN                    | IE00BFNM3P36                   |
| Total Expense Ratio     | 0.18%                          |
| Distribution Frequency  | None                           |
| Domicile                | Ireland                        |
| Methodology             | Optimised                      |
| Product Structure       | Physical                       |
| Rebalance Frequency     | Quarterly                      |
| UCITS                   | Yes                            |
| UK Reporting Status     | Yes                            |
| Use of Income           | Accumulating                   |
| Management Company      | iShares IV plc                 |

|                           |                   |
|---------------------------|-------------------|
| Net Assets of Fund        | USD 2,188,365,930 |
| Net Assets of Share Class | USD 1,991,827,380 |
| Number of Holdings        | 2,279             |
| Shares Outstanding        | 363,848,971       |
| Benchmark Ticker          | NU721418          |
| Fund Type                 | UCITS             |

### TOP HOLDINGS (%)

|                                    |             |
|------------------------------------|-------------|
| TAIWAN SEMICONDUCTOR MANUFACTURING | 5.23        |
| TENCENT HOLDINGS LTD               | 3.90        |
| SAMSUNG ELECTRONICS LTD            | 3.03        |
| ALIBABA GROUP HOLDING LTD          | 2.39        |
| MEITUAN                            | 1.44        |
| RELIANCE INDUSTRIES LTD            | 1.36        |
| INFOSYS LTD                        | 0.89        |
| JD.COM CLASS A INC                 | 0.89        |
| CHINA CONSTRUCTION BANK CORP       |             |
| H                                  | 0.87        |
| ICICI BANK LTD                     | 0.80        |
|                                    | <hr/> 20.80 |

Holdings are subject to change.

## SECTOR BREAKDOWN (%)

|                         | Fund  |
|-------------------------|-------|
| Financials              | 21.68 |
| Information Technology  | 18.28 |
| Consumer Discretionary  | 14.17 |
| Communication           | 9.66  |
| Materials               | 8.43  |
| Industrials             | 6.88  |
| Consumer Staples        | 6.38  |
| Health Care             | 4.83  |
| Energy                  | 4.19  |
| Real Estate             | 2.69  |
| Utilities               | 2.14  |
| Cash and/or Derivatives | 0.68  |

## PORTFOLIO CHARACTERISTICS

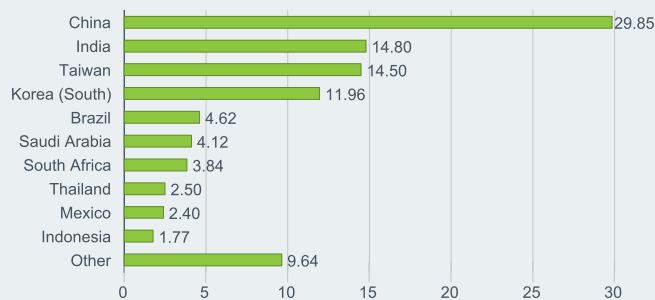
|                               |        |
|-------------------------------|--------|
| Price to Earnings (TTM) Ratio | 11.06x |
| Price to Book Ratio           | 1.65x  |

## DEALING INFORMATION

|                         |                    |                       |
|-------------------------|--------------------|-----------------------|
| <b>Exchange</b>         | SIX Swiss Exchange | London Stock Exchange |
| <b>Ticker</b>           | SAEM               | SAEM                  |
| <b>Bloomberg Ticker</b> | SAEM SW            | SAEM LN               |
| <b>RIC</b>              | SAEM.S             | SAEM.L                |
| <b>SEDOL</b>            | BDFVSY8            | BFNM3P3               |
| <b>Valor</b>            | 43669847           | 43669847              |
| <b>Trading Currency</b> | USD                | USD                   |

This product is also listed on: Xetra,Bolsa Mexicana De Valores,Cboe Europe

## GEOGRAPHIC BREAKDOWN (%)



Geographic exposure relates principally to the domicile of the issuers of the securities held in the product, added together and then expressed as a percentage of the product's total holdings. However, in some instances it can reflect the location where the issuer of the securities carries out much of their business.

**SUSTAINABILITY CHARACTERISTICS**

Sustainability Characteristics can help investors integrate non-financial, sustainability considerations into their investment process. These metrics enable investors to evaluate funds based on their environmental, social, and governance (ESG) risks and opportunities. This analysis can provide insight into the effective management and long-term financial prospects of a fund.

The metrics below have been provided for transparency and informational purposes only. The existence of an ESG rating is not indicative of how or whether ESG factors will be integrated into a fund. The metrics are based on MSCI ESG Fund Ratings and, unless otherwise stated in fund documentation and included within a fund's investment objective, do not change a fund's investment objective or constrain the fund's investable universe, and there is no indication that an ESG or Impact focused investment strategy or exclusionary screens will be adopted by a fund. For more information regarding a fund's investment strategy, please see the fund's prospectus.

|                                                 |                             |                                                                     |        |
|-------------------------------------------------|-----------------------------|---------------------------------------------------------------------|--------|
| <b>MSCI ESG Fund Rating (AAA-CCC)</b>           | BBB                         | <b>MSCI ESG Quality Score (0-10)</b>                                | 5.29   |
| <b>MSCI ESG Quality Score - Peer Percentile</b> | 16.05%                      | <b>MSCI ESG % Coverage</b>                                          | 95.42% |
| <b>Fund Lipper Global Classification</b>        | Equity Emerging Mkts Global | <b>MSCI Weighted Average Carbon Intensity (Tons CO2E/\$M SALES)</b> | 264.80 |
| <b>Funds in Peer Group</b>                      | 1,302                       |                                                                     |        |

All data is from MSCI ESG Fund Ratings as of **21-Nov-2022**, based on holdings as of **31-Oct-2022**. As such, the fund's sustainable characteristics may differ from MSCI ESG Fund Ratings from time to time.

To be included in MSCI ESG Fund Ratings, 65% of the fund's gross weight must come from securities covered by MSCI ESG Research (certain cash positions and other asset types deemed not relevant for ESG analysis by MSCI are removed prior to calculating a fund's gross weight; the absolute values of short positions are included but treated as uncovered), the fund's holdings date must be less than one year old, and the fund must have at least ten securities. For newly launched funds, sustainability characteristics are typically available 6 months after launch.

**ESG GLOSSARY:**

**MSCI ESG Fund Rating (AAA-CCC):** The MSCI ESG Rating is calculated as a direct mapping of ESG Quality Scores to letter rating categories (e.g. AAA = 8.6-10). The ESG Ratings range from leader (AAA, AA), average (A, BBB, BB) to laggard (B, CCC).

**MSCI ESG Quality Score - Peer Percentile:** The fund's ESG Percentile compared to its Lipper peer group.

**Fund Lipper Global Classification:** The fund peer group as defined by the Lipper Global Classification.

**Funds in Peer Group:** The number of funds from the relevant Lipper Global Classification peer group that are also in ESG coverage.

**MSCI ESG Quality Score (0-10):** The MSCI ESG Quality Score (0 - 10) for funds is calculated using the weighted average of the ESG scores of fund holdings. The Score also considers ESG Rating trend of holdings and the fund exposure to holdings in the laggard category. MSCI rates underlying holdings according to their exposure to industry specific ESG risks and their ability to manage those risks relative to peers.

**MSCI ESG % Coverage:** Percentage of the fund's holdings for which the MSCI ESG ratings data is available. The MSCI ESG Fund Rating, MSCI ESG Quality Score, and MSCI ESG Quality Score - Peer Percentile metrics are displayed for funds with at least 65% coverage.

**MSCI Weighted Average Carbon Intensity (Tons CO2E/\$M SALES):** Measures a fund's exposure to carbon intensive companies. This figure represents the estimated greenhouse gas emissions per \$1 million in sales across the fund's holdings. This allows for comparisons between funds of different sizes.

**MSCI Weighted Average Carbon Intensity % Coverage:** Percentage of the fund's holdings for which MSCI Carbon Intensity data is available. The MSCI Weighted Average Carbon Intensity metric is displayed for funds with any coverage. Funds with low coverage may not fully represent the fund's carbon characteristics given the lack of coverage.

**IMPORTANT INFORMATION:**

Certain information contained herein (the "Information") has been provided by MSCI ESG Research LLC, a RIA under the Investment Advisers Act of 1940, and may include data from its affiliates (including MSCI Inc. and its subsidiaries ("MSCI")), or third party suppliers (each an "Information Provider"), and it may not be reproduced or disseminated in whole or in part without prior written permission. The Information has not been submitted to, nor received approval from, the US SEC or any other regulatory body. The Information may not be used to create any derivative works, or in connection with, nor does it constitute, an offer to buy or sell, or a promotion or recommendation of, any security, financial instrument or product or trading strategy, nor should it be taken as an indication or guarantee of any future performance, analysis, forecast or prediction. Some funds may be based on or linked to MSCI indexes, and MSCI may be compensated based on the fund's assets under management or other measures. MSCI has established an information barrier between equity index research and certain Information. None of the Information in and of itself can be used to determine which securities to buy or sell or when to buy or sell them. The Information is provided "as is" and the user of the Information assumes the entire risk of any use it may make or permit to be made of the Information. Neither MSCI ESG Research nor any Information Party makes any representations or express or implied warranties (which are expressly disclaimed), nor shall they incur liability for any errors or omissions in the Information, or for any damages related thereto. The foregoing shall not exclude or limit any liability that may not by applicable law be excluded or limited.

## GLOSSARY


**Total Expense Ratio (TER):** A measure of the total costs associated with managing and operating a fund. The Total Expense Ratio (TER) consists primarily of the management fee and other expenses such as trustee, custody, transaction and registration fees and other operating expenses. It is expressed as a percentage of the fund's total net asset value.

**Distribution yield:** The distribution yield represents the ratio of distributed income over the last 12 months to the fund's current Net Asset Value.

**Product Structure:** Indicates whether the fund buys the actual underlying securities in the index (i.e. Physical) or whether the fund gains exposure to those securities by buying derivatives, such as swaps (known as 'Synthetic'). Swaps are a form of contract that promises to provide the return of the security to the fund, but the fund does not hold the actual security. This can introduce a risk that the counterparty defaults on the "promise" or contract.

**Methodology:** Indicates whether the product is holding all index securities in the same weight as the index (replicating) or whether an optimised subset of index securities is used (optimised/sampled) in order to efficiently track index performance.

Want to learn more?  0800 33 66 88

 iSharesSwitzerland  
@blackrock.com

 [www.ishares.ch](http://www.ishares.ch)

## IMPORTANT INFORMATION:

In the European Economic Area (EEA): this is Issued by BlackRock (Netherlands) B.V. is authorised and regulated by the Netherlands Authority for the Financial Markets. Registered office Amstelplein 1, 1096 HA, Amsterdam, Tel: 020 – 549 5200, Tel: 31-20-549-5200. Trade Register No. 17068311 For your protection telephone calls are usually recorded. iShares plc, iShares II plc, iShares III plc, iShares IV plc, iShares V plc, iShares VI plc and iShares VII plc (together 'the Companies') are open-ended investment companies with variable capital having segregated liability between their funds organised under the laws of Ireland and authorised by the Central Bank of Ireland. The German domiciled funds are "undertakings for collective investment in transferable securities" in conformity with the directives within the meaning of the German Law on the investments. These funds are managed by BlackRock Asset Management Deutschland AG which is authorised and regulated by the Bundesanstalt für Finanzdienstleistungsaufsicht. iShares ETF (CH) and iShares ETF II (CH) are umbrella funds established under the Swiss Collective Investment Schemes Act (CISA) of June 23, 2006, as amended, and are divided into sub-funds. The funds are regulated by the Swiss Financial Market Supervisory Authority ("FINMA").

Capital at risk. The value of investments and the income from them can fall as well as rise and are not guaranteed. Investors may not get back the amount originally invested. Past performance is not a reliable indicator of current or future results and should not be the sole factor of consideration when selecting a product or strategy. Changes in the rates of exchange between currencies may cause the value of investments to diminish or increase. Fluctuation may be particularly marked in the case of a higher volatility fund and the value of an investment may fall suddenly and substantially. Levels and basis of taxation may change from time to time. BlackRock has not considered the suitability of this investment against your individual needs and risk tolerance. The data displayed provides summary information. Investment should be made on the basis of the relevant Prospectus which is available from the manager. In respect of the products mentioned this document is intended for information purposes only and does not constitute investment advice or an offer to sell or a solicitation of an offer to buy the securities described within. This document may not be distributed without authorisation from BlackRock.

This document is marketing material. The iShares ETFs are domiciled in Ireland, Switzerland and Germany. BlackRock Asset Management Schweiz AG, Bahnhofstrasse 39, CH-8001 Zurich, is the Swiss Representative and State Street International GmbH, Munich, Zurich Branch, Beethovenstrasse 19, CH-8002 Zürich the Swiss Paying Agent for the foreign iShares ETFs registered in Switzerland. The Prospectus, the Prospectus with integrated fund contract, the Key Information Document or equivalent, the general and particular conditions, the Articles of Incorporation, the latest and any previous annual and semi-annual reports of the iShares ETFs domiciled or registered in Switzerland are available free of charge from BlackRock Asset Management Schweiz AG. Investors should read the fund specific risks in the Key Information Document or equivalent and the Prospectus. In the UK and Non-European Economic Area (EEA) countries: this is Issued by BlackRock Investment Management (UK) Limited, authorised and regulated by the Financial Conduct Authority. Registered office: 12 Throgmorton Avenue, London, EC2N 2DL. Tel: + 44 (0)20 7743 3000. Registered in England and Wales No. 02020394. For your protection telephone calls are usually recorded. Please refer to the Financial Conduct Authority website for a list of authorised activities conducted by BlackRock.

This document is not, and under no circumstances is to be construed as an advertisement or any other step in furtherance of a public offering of shares in the United States or Canada. This document is not aimed at persons who are resident in the United States, Canada or any province or territory thereof, where the companies/securities are not authorised or registered for distribution and where no prospectus has been filed with any securities commission or regulatory authority. The companies/securities may not be acquired or owned by, or acquired with the assets of, an ERISA Plan.

Investment in the products mentioned in this document may not be suitable for all investors. The price of the investments may go up or down and the investor may not get back the amount invested. Your income is not fixed and may fluctuate. The value of investments involving exposure to foreign currencies can be affected by exchange rate movements. We remind you that the levels and bases of, and reliefs from, taxation can change.

In respect of the products mentioned this document is intended for information purposes only and does not constitute investment advice or an offer to sell or a solicitation of an offer to buy the securities described within. This document may not be distributed without authorisation from the manager.

© 2023 BlackRock, Inc. All Rights reserved. BLACKROCK, BLACKROCK SOLUTIONS and iSHARES are registered and unregistered trademarks of BlackRock, Inc. or its subsidiaries in the United States and elsewhere. All other trademarks are those of their respective owners. ©