



iShares U.S. Equity High Income UCITS
ETF
U.S. Dollar (Accumulating)
iShares III plc

April 2024

Performance, Portfolio Breakdowns and Net Assets information as at: 30-Apr-2024. All other data as at 07-May-2024.

This document is marketing material. For Investors in Sweden. Investors should read the KIID/PRIPs document and prospectus prior to investing, and should refer to the prospectus for the funds full list of risks.

FUND OVERVIEW The Fund is actively managed and aims to generate income and capital growth with lower volatility than the broader US equity market.	PRODUCT INFORMATION ISIN : IE0007FM00T9 Share Class Launch Date : 22-Mar-2024 Share Class Currency : USD Total Expense Ratio : 0.35% Use of Income : Accumulating Net Assets of Share Class (M) : 0.24 USD
KEY BENEFITS <div><div>1. The fund is actively managed and aims to generate income using proprietary quantitative (i.e., mathematical, or statistical) forecast models to achieve a systematic (i.e., rule based) approach to stock selection.</div><div>2. The Fund aims to generate additional income by selling call options and buying futures on a large U.S. large capitalisation equity index.</div><div>3. The Fund has been categorised as an Article 8 fund under the SFDR , i.e., a fund that promotes environmental and/or social characteristics provided that companies in which the investments are made follow good governance practices.</div></div>	KEY FACTS Comparator[†] : S&P 500 Index Asset Class : Equity Fund Launch Date : 22-Mar-2024 Net Assets of Fund (M) : 9.63 USD SFDR Classification : Article 8 Domicile : Ireland Issuing Company : iShares III plc
RISK INDICATOR <div><div>Lower Risk</div><div>Potentially Lower Rewards</div><div>Potentially Higher Rewards</div><div>Higher Risk</div></div> <div><div>1</div><div>2</div><div>3</div><div>4</div><div>5</div><div>6</div><div>7</div></div>	PORTFOLIO CHARACTERISTICS Price to Book Ratio : 4.39x Price to Earnings Ratio : 24.20x Number of Holdings : 147
CAPITAL AT RISK: The value of investments and the income from them can fall as well as rise and are not guaranteed. Investors may not get back the amount originally invested.	
KEY RISKS: <ul style="list-style-type: none">• The value of equities and equity-related securities can be affected by daily stock market movements. Other influential factors include political, economic news, company earnings and significant corporate events.• Risk to Capital Growth: The Fund may pursue investment strategies using derivatives in order to generate income which may have the effect of reducing capital and the potential for long-term capital growth as well as increasing any capital losses.• The Fund seeks to exclude companies engaging in certain activities inconsistent with ESG criteria. Investors should therefore make a personal ethical assessment of the Fund's ESG screening prior to investing in the Fund. Such ESG screening may adversely affect the value of the Fund's investments compared to a fund without such screening.• The Fund uses quantitative models in order to make investment decisions. As market dynamics shift over time, a quantitative model may become less efficient or may even present deficiencies under certain market conditions.• Counterparty Risk: The insolvency of any institutions providing services such as safekeeping of assets or acting as counterparty to derivatives or other instruments, may expose the Share Class to financial loss.	

CALENDAR YEAR PERFORMANCE

Returns not available as there is less than one year performance data.



GROWTH OF HYPOTHETICAL 10,000 USD SINCE INCEPTION

Returns not available as there is less than one year performance data.

CUMULATIVE & ANNUALISED PERFORMANCE

Returns not available as there is less than one year performance data.

The figures shown relate to past performance. Past performance is not a reliable indicator of current or future performance and should not be the sole factor of consideration when selecting a product or strategy. Share Class and Benchmark performance displayed in USD, hedged share class benchmark performance is displayed in USD. Performance is shown on a Net Asset Value (NAV) basis, with gross income reinvested where applicable. The return of your investment may increase or decrease as a result of currency fluctuations if your investment is made in a currency other than that used in the past performance calculation. **Source:** BlackRock

 Share Class iShares U.S. Equity High Income UCITS ETF U.S. Dollar (Accumulating)
 Comparator^{†1} S&P 500 Index

Contact Us

For EMEA: +353 1 612 3394 • www.blackrock.com • investor.services@blackrock.com

iShares U.S. Equity High Income UCITS ETF

U.S. Dollar (Accumulating)

iShares III plc

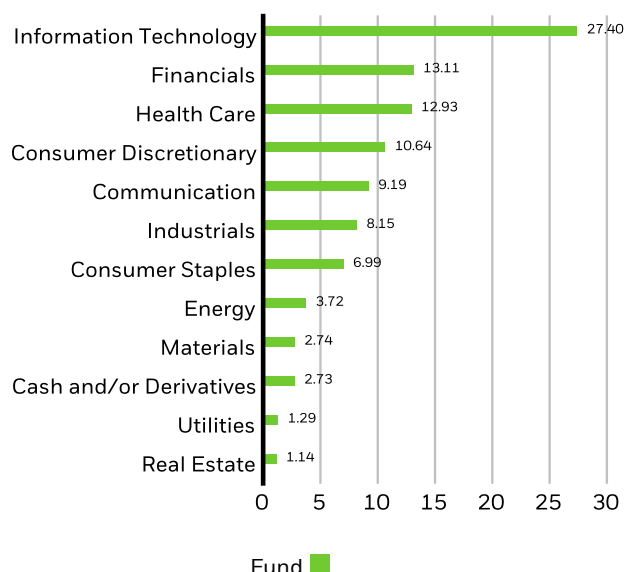
iShares
by BlackRock

TOP 10 HOLDINGS (%)

CASH COLLATERAL USD MLIFT	9.02%
MICROSOFT CORP	7.10%
APPLE INC	5.60%
NVIDIA CORP	4.21%
AMAZON COM INC	4.03%
ALPHABET INC CLASS A	2.18%
ALPHABET INC CLASS C	1.87%
MERCK & CO INC	1.80%
MASTERCARD INC CLASS A	1.79%
VISA INC CLASS A	1.77%
Total of Portfolio	39.37%

Holdings are subject to change.

SECTOR BREAKDOWN (%)

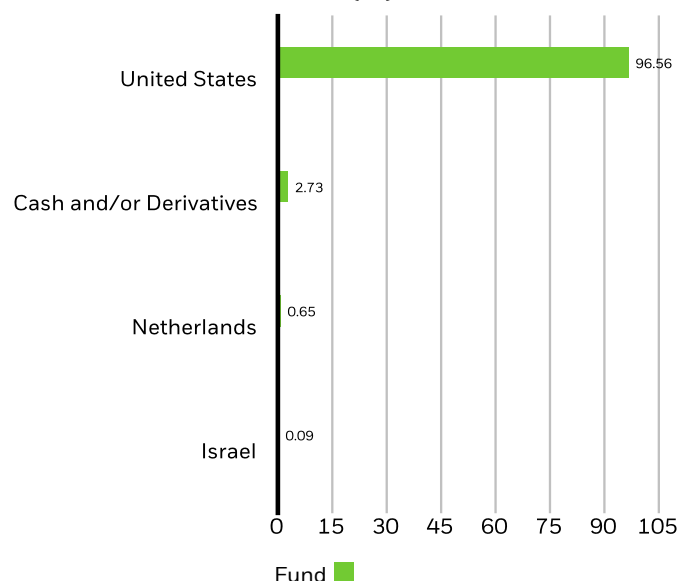


Allocations are subject to change. **Source:** BlackRock

TRADING INFORMATION

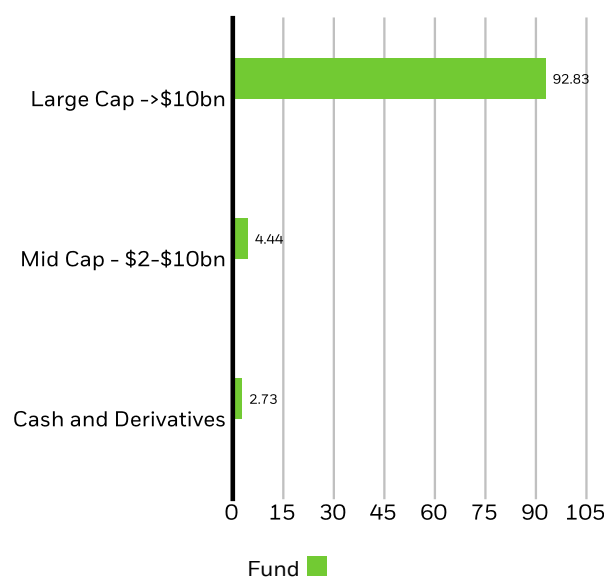
Exchange	Euronext Amsterdam	Borsa Italiana	SIX Swiss Exchange
Ticker	INCI	INCI	INCI
Bloomberg Ticker	INCI NA	INCI IM	INCI SE
RIC	ISINCI.AS	INCIA.MI	INCIS
SEDOL	BRXKJK8	BPG5NM6	BPG5NN7
Listing Currency	USD	EUR	USD

GEOGRAPHIC BREAKDOWN (%)



Geographic exposure relates principally to the domicile of the issuers of the securities held in the product, added together and then expressed as a percentage of the product's total holdings. However, in some instances it can reflect the location where the issuer of the securities carries out much of their business. Bonds are included in US bond indices when the securities are denominated in U.S. dollars regardless of the domicile of the issuer.

MARKET CAPITALISATION (%)



Allocations are subject to change. **Source:** BlackRock

Contact Us

For EMEA: +353 1 612 3394 • www.blackrock.com • investor.services@blackrock.com

iShares U.S. Equity High Income UCITS ETF

U.S. Dollar (Accumulating)

iShares III plc



GLOSSARY

SFDR Classification: Article 8: Products that promote environmental or social characteristics and promote good governance practices.

Article 9: Products that have sustainable investments as an objective and follow good governance practices. **Other:** Products that do not meet the criteria to be classified as Article 8 or 9.

Price to Earnings: A valuation ratio of a company's current share price compared to its per-share earnings in the current forecast year, calculated as current share price divided by current earnings per share.

Price to Book Ratio: represents the ratio of the current closing price of the share to the latest quarter's book value per share.

IMPORTANT INFORMATION:

In the European Economic Area (EEA): This is issued by BlackRock (Netherlands) B.V. is authorised and regulated by the Netherlands Authority for the Financial Markets. Registered office Amstelplein 1, 1096 HA, Amsterdam, Tel: 020 – 549 5200, Tel: 31-20-549-5200. Trade Register No. 17068311 For your protection telephone calls are usually recorded.

iShares plc, iShares II plc, iShares III plc, iShares IV plc, iShares V plc, iShares VI plc and iShares VII plc (together 'the Companies') are open-ended investment companies with variable capital having segregated liability between their funds organised under the laws of Ireland and authorised by the Central Bank of Ireland.

Further information about the Fund and the Share Class, such as details of the key underlying investments of the Share Class and share prices, is available on the iShares website at www.ishares.com or by calling +44 (0)845 357 7000 or from your broker or financial adviser. The indicative intra-day net asset value of the Share Class is available at <http://deutsche-boerse.com> and/or <http://www.reuters.com>. A UCITS ETF's units / shares that have been acquired on the secondary market cannot usually be sold directly back to the UCITS ETF itself. Investors who are not Authorised Participants must buy and sell shares on a secondary market with the assistance of an intermediary (e.g. a stockbroker) and may incur fees and additional taxes in doing so. In addition, as the market price at which the Shares are traded on the secondary market may differ from the Net Asset Value per Share, investors may pay more than the then current Net Asset Value per Share when buying shares and may receive less than the current Net Asset Value per Share when selling them.

For investors in Sweden: This document is marketing material. The Funds mentioned herein are registered for public distribution in Sweden and are authorised by Finansinspektionen, the Swedish Financial Supervisory Authority. Any application for shares in the funds is on the terms of the Prospectus, Key Investor Information Document, for the Companies. Important information relating to the Companies is contained in the relevant Prospectus, Packaged Retail and Insurance-based Investment Products Key Information Document (PRIIPs KID) and other documents, copies of which can be obtained free of charge from offices of the paying agent BlackRock (Netherlands) BV, Stockholm branch Malmkillnadsgatan 32, SE-111 51 Stockholm, Sverige. Any decision to invest must be based solely on the information contained in the Company's Prospectus, Packaged Retail and Insurance-based Investment Products Key Information Document (PRIIPs KID) and the latest half-yearly report and unaudited accounts and/or annual report and audited accounts which can be found at www.blackrock.com/se available in Swedish and English. Investors should read the fund specific risks in the Packaged Retail and Insurance-based Investment Products Key Information Document (PRIIPs KID) and the Company's Prospectus. BlackRock may terminate marketing at any time. Investors should understand all characteristics of the funds objective before investing. For information on investor rights and how to raise complaints please go to <https://www.blackrock.com/corporate/compliance/> investor-right available in English.

Capital at risk: Past performance is not a reliable indicator of current or future results and should not be the sole factor of consideration when selecting a product or strategy. Changes in the rates of exchange between currencies may cause the value of investments to diminish or increase. Fluctuation may be particularly marked in the case of a higher volatility fund and the value of an investment may fall suddenly and substantially. Levels and basis of taxation may change from time to time. BlackRock has not considered the suitability of this investment against your individual needs and risk tolerance. The data displayed provides summary information. Investment should be made on the basis of the relevant Prospectus which is available from the manager. The products mentioned in this document are intended for information purposes only and do not constitute investment advice or an offer to sell or a solicitation of an offer to buy the securities described within. This document may not be distributed without authorisation from BlackRock.

Restricted Investors: This document is not, and under no circumstances is to be construed as an advertisement or any other step in furtherance of a public offering of shares in the United States or Canada. This document is not aimed at persons who are resident in the United States, Canada or any province or territory thereof, where the companies/securities are not authorised or registered for distribution and where no prospectus has been filed with any securities commission or regulatory authority. The companies/securities may not be acquired or owned by, or acquired with the assets of, an ERISA Plan.

Any research in this document has been procured and may have been acted on by BlackRock for its own purpose. The results of such research are being made available only incidentally. The views expressed do not constitute investment or any other advice and are subject to change. They do not necessarily reflect the views of any company in the BlackRock Group or any part thereof and no assurances are made as to their accuracy.

© 2024 BlackRock, Inc. All Rights reserved. BLACKROCK, BLACKROCK SOLUTIONS and iSHARES are trademarks of BlackRock, Inc. or its subsidiaries in the United States and elsewhere. All other trademarks are those of their respective owners.

Contact Us

For EMEA: +353 1 612 3394 • www.blackrock.com • investor.services@blackrock.com